Wichita State University

FY 2027 Revised and FY 2028 Budget Request

Submitted to the Division of the Budget on September 15, 2026

Wichita State University
FY 2027 Revised and FY 2028
Budget Request

Wichita State University
FY 2027 Revised and FY 2028 Budget Request

Index

Page Number

Section I: General University Information, Strategic Planning and Performance Agreements

Organization Chart 1

Authorization and History 2

Mission and Vision Statements 2

Strategic Plan 3

Performance Agreements/Reports 5

Governor's Budget Report Performance Measures 7

Section II: Budget Overview

Summary of FY 2027 Revised and FY 2028 Budget Request 8

Program Overview 12

Supplemental Funding and Reduced Resource Package 22

Status of Research Activities and Future Initiatives 23

Aviation Research Appropriations 34

Innovation Campus Appropriation 36

University Engineering Initiative Act 42

Comparison of Fringe Benefit Rates 51

Wichita State University
FY 2027 Revised and FY 2028 Budget Request

Index

Page Number

Third Party Debt/Lease Financing Agreements 52

Capital Improvements 57

Request for Legislative Action - Funds to be Included in the Appropriation Bill 58

FTE Written Analysis 61

Table A: FTE Analysis 63

Section III: Division of Budget Forms and Supporting Information

Resource Estimate by Fund: DA 404's 64

Narrative Information: DA 405's 99

Schedule A: General Fees Fund 99
Schedule B: Resource Estimate by Fund 100
Schedule C: Debt Service Schedule for WSU Union Corporation – Shocker Hall Student Housing – Series 2021L 109
Schedule D: Debt Service Schedule for WSU Board of Trustees – John Bardo Center – Series 2014-3 and 2014-4 110
Schedule E: Debt Service Schedule for Parking Garage – Series 2016J 111
Schedule F: Debt Service Schedule for Woolsey Hall – Series 2020P 112
Schedule G: Debt Service Schedule for Flats & Suites – Series 2020P 113
Schedule H: Debt Service Schedule for The Digital Research and Transformation Hub – Series 2021L 114
Schedule I: Debt Service Schedule for Clinton Hall Shocker Success Center – Series 2022G 115
Schedule J: Debt Service Schedule for University Stadium Project – Series 2023J 116
Schedule K: Debt Service Schedule for University Stadium Project – Series 2025D-1 117
Schedule L: Debt Service Schedule for The Hub for Advanced Manufacturing Research – Series 2025D-2 118
Schedule M: Debt Service Schedule for The Digital Research and Transformation Hub – Series 2025D-2 119
Schedule N: Debt Service Schedule for University Stadium Phase 2 – Series 2026G-1 120
Schedule O: Debt Service Schedule for University Stadium Phase 2 – Series 2026G-2 121
Schedule P: Debt Service Schedule for Aviation Jobs Loan 122

Wichita State University
FY 2027 Revised and FY 2028 Budget Request

Index

Page Number

Children'sBudget……123

Agency Summary: DA 402……127

Program Information – Expenditures (DA 406) and Plans for Financing (DA 410)

All Reporting Levels 129

Institutional Support (41000) 138

Instructional Services (42000) 142

Academic Support (43000) 146

Student Services (44000) 150

Research (45000) 154

Public Service (46000) 159

Student Aid (47000) 163

Auxiliary Enterprises (48000) 166

Physical Plant (96000) 170

Debt Service (98000) 174

Capital Improvements (99000) 177

Wichita State University
FY 2027 Revised and FY 2028 Budget Request

Index

Page Number

Healthy Sciences (A0031) 181

WSU Digital Transformation (A0037) 184

Health Facilities and Program (A0072) 187

Kansas Public Broadcasting (A0150) 190

Healthy Sciences (A0212) 193

WICHITA STATE UNIVERSITY

Revised August 06, 2026

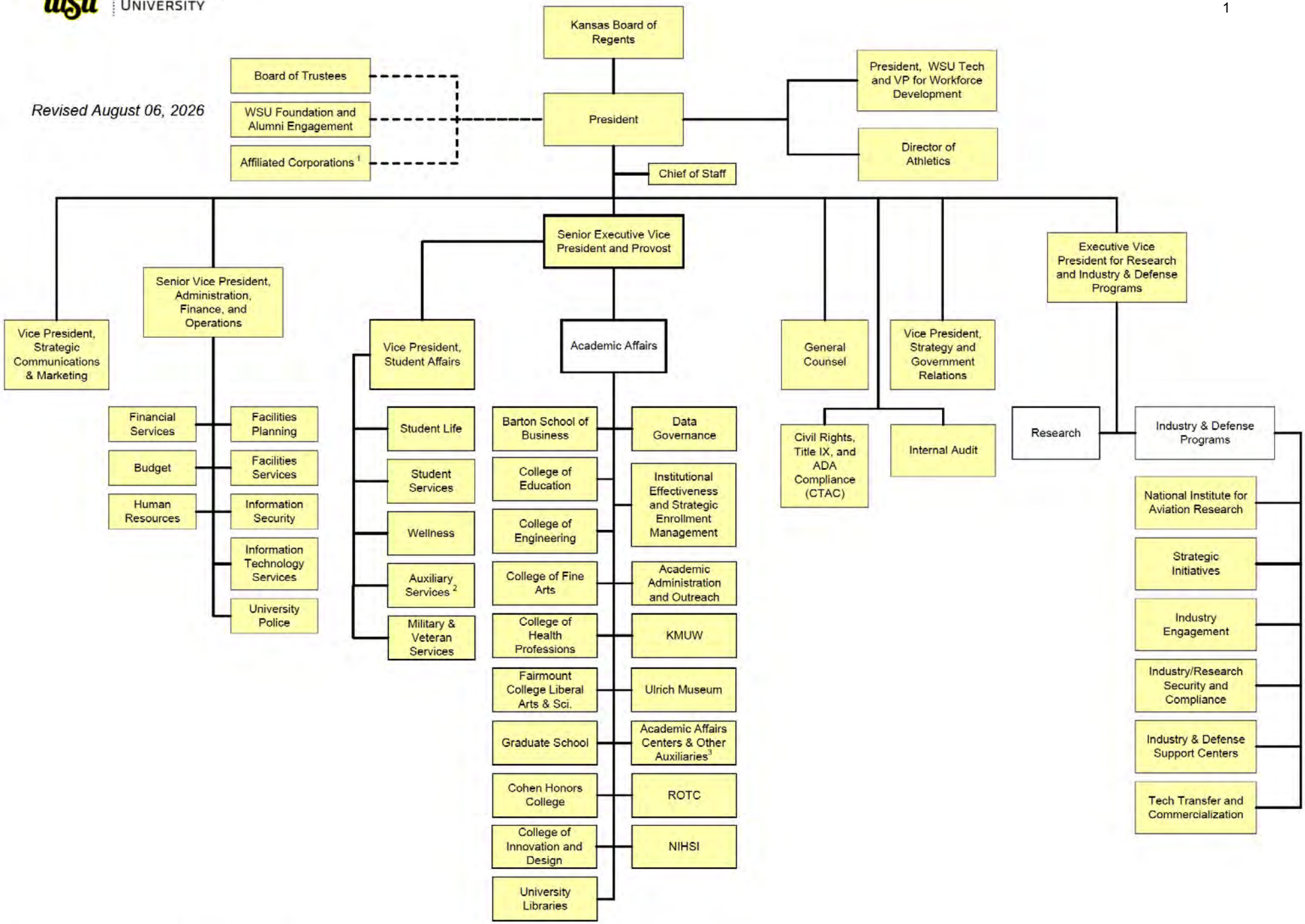

1 = Affiliated Corporations, as defined in WSU Policy 1.06, includes: Wichita State Intercollegiate Athletic Association, Inc., Wichita State Union Corporation, Wichita State University Innovation Alliance, WSIA Investments Corporation.
2 = Auxiliary Services includes oversight of operations of Wichita State University Union Corporation.
3 = See Academic Affairs Organizational Chart for list of Centers and Auxiliaries.

Wichita State University
FY 2027 Revised and FY 2028 Budget Request

Section I: General University Information, Strategic Planning and Performance Agreements

Introduction

Authorization and History

KSA 76-3a01 as amended established Wichita State University as a State higher educational institution under the auspices of the Kansas Board of Regents. Wichita State University traces its origin to Fairmount College, founded by the Congregational Church in 1895 with 16 students. In 1926, the citizens of Wichita voted to adopt the proposal that Fairmount College become a municipal institution, thereby creating the Municipal University of Wichita. On July 1, 1964, following the passage of an act by the Kansas Legislature in 1963 and a confirmation vote by the citizens of Wichita, Wichita State University was established as a member of the higher education system of the State of Kansas governed by the Kansas Board of Regents. Wichita State University is a metropolitan university located in the largest metropolitan area within Kansas. Today it provides educational opportunities for approximately 17,000 students.

Mission and Vision Statements

The following are the mission and vision statements for Wichita State University.

Mission
The mission of Wichita State University is to be an essential educational, cultural and economic driver for Kansas and the greater public good.

Vision
The vision of Wichita State University is to be one of the nation's premier urban public research universities, known for providing impactful applied learning experiences and driving prosperity for the people and communities we serve.

Values
The university values that underlie the culture at Wichita State University are integrity, collaboration, innovation, academic excellence, and community. With these values, Wichita State University faculty, staff, and students act with honesty and accountability, collaborate respectfully across roles and disciplines, and embrace innovative approaches to problem-solving and learning. They strive for academic excellence through rigorous, engaging experiences while fostering a sense of belonging and community that strengthens connections on campus and beyond. Together, these values guide behaviors that build trust, inspire creativity, and promote shared success.

Wichita State University
FY 2027 Revised and FY 2028 Budget Request

Section I: General University Information, Strategic Planning and Performance Agreements

Strategic Plan

In accordance with University Policy 1.09, Wichita State University reviews its strategic plan every three to five years. The most recent review and revision, completed in 2025, was guided by five key considerations:

- More than five years had passed since the previous strategic plan.
- Legal developments required reimagining language related to Diversity, Equity, and Inclusion (DEI).
- An opportunity emerged to streamline and update the plan around three university priorities (formerly referred to as Presidential Priorities).
- A desire to consolidate two sets of values—core and distinctive—into a unified list of university values.
- Preparation for the upcoming Higher Learning Commission (HLC) review.

The 2025 Strategic Planning Committee included representatives from Academic Affairs, WSU Tech, Military & Veterans Programs, Facilities Planning, Finance and Operations, Human Resources, Information Technology, Research and Industry & Defense Programs (IDT), Strategic Communications & Marketing, Strategic Enrollment Management, Student Affairs, WSU Foundation & Alumni Engagement, Faculty Senate, University Staff Senate, Student Government Association, and the Graduate Student Council.

As Wichita State embarks on its re-imagination over the next five years, the university's mission and vision remain steadfast. In alignment with these guiding principles, the strategic plan has been updated to highlight three core university priorities—formerly known as presidential priorities—and to streamline the five strategic goals into three overarching strategies that will guide the university's efforts in achieving these priorities.

University Priorities

1. Helping families through access and affordability
2. Supporting Kansas businesses with a talent pipeline that meets employer needs
3. Increasing economic prosperity with higher education that benefits the Kansas economy

Wichita State University
FY 2027 Revised and FY 2028 Budget Request

Section I: General University Information, Strategic Planning and Performance Agreements

University Strategies

1. *Student Centeredness and Campus Culture*: Empower students, faculty, and staff to create a supportive culture that inspires growth, meets evolving needs and fosters success.
2. *Research and Scholarship*: Find Solutions to emerging problems and accelerate the discovery, creation, and dissemination of new knowledge and innovation.
3. *Partnerships and Engagement*: Advance industry and community partnerships to provide quality educational opportunities and collaborations to satisfy rapidly evolving community and workforce needs.

Wichita State University
FY 2027 Revised and FY 2028 Budget Request

AY 2025 performance reflects Wichita State University's implementation of the Kansas Board of Regents systemwide initiatives during the AY 2026 Soft Launch phase, with full-scale implementation planned for AY 2026-2027.

Institutional Commitment 1: Implement Math Pathways

Description: Math Pathway courses were implemented beginning Fall 2025. Wichita State offered 13 sections of College Algebra (MATH 111), one section of Contemporary Mathematics (MATH 131), and one section of Introduction to Statistics (STAT 171). Degree Maps for Fall 2025 were updated to identify the appropriate mathematics pathway course for each degree program.
Because catalog and curriculum development timelines did not fully align with the implementation of all pathway and co-requisite offerings, some students initially enrolled in College Algebra rather than the pathway course designated for their major. Advisors were provided lists of affected students and assisted with transitions where feasible. All approved pathway courses satisfy the general education mathematics requirement.
For Spring 2026, Wichita State offered/planned to offer 12 sections of College Algebra, one section of Contemporary Mathematics, and one section of Introduction to Statistics. Beginning Spring 2026, students requiring mathematics coursework will be advised into the pathway course designated for their academic program. Wichita State considers Math Pathways fully implemented beginning Fall 2025 and will continue refinement during the AY 2026 Soft Launch period in preparation for sustained full-scale implementation.

Institutional Commitment 2: Implement Corequisite Math Support Developmental Education

Description: Wichita State implemented corequisite mathematics support beginning Fall 2025. During Fall 2025, support sections were offered for ten College Algebra sections and one section each of Contemporary Mathematics and Statistics. For Spring 2026, nine sections of College Algebra with co-requisite support and one section each of Contemporary Mathematics and Statistics with support will be offered. Currently, students enroll separately in the gateway course and the co-requisite support course while remaining together as a cohort. To improve the student experience and simplify enrollment, Wichita State plans to transition to a single-course designation for supported sections beginning in Fall 2026. Under this model, supported courses may be identified with unique course numbers or suffixes while preserving the additional instructional support provided at no additional cost.
The University considers corequisite mathematics support fully implemented beginning Fall 2025 and will continue evaluating course delivery and enrollment processes during the AY 2026 Soft Launch period.

Institutional Commitment 3: Implement Corequisite English Support Developmental Education

Description: During Fall 2025, Wichita State offered one section each of English Composition for non-native speakers (ENGL 100) and College English I (ENGL 101) with co-requisite developmental support. The University will continue offering co-requisite support sections during Spring 2026 and will evaluate outcomes to strengthen the instructional model where needed.
Initial pilot results indicate positive student outcomes and institutional readiness for broader implementation. Curriculum revisions have strengthened the co-requisite approach while maintaining the rigor of college-level coursework. During AY 2025-2026, Wichita State will continue collecting and analyzing student success data, developing instructional materials, training faculty and graduate teaching assistants, and working with advisors to support appropriate student placement.
Wichita State will transition fully to co-requisite English developmental education during AY 2026-2027, replacing traditional developmental English offerings with co-requisite support sections. Based on historical enrollment patterns, the University anticipates offering a proportional number of co-requisite sections while maintaining smaller class sizes to maximize student success.

Wichita State University
FY 2027 Revised and FY 2028 Budget Request

Institutional Commitment 4: Implement the Systemwide English and Math Course Placement Measures

Description: Wichita State has implemented all approved KBOR systemwide placement measures and currently uses those measures to place students into co-requisite English and mathematics support sections. For English placement, approved systemwide measures are being used for ENGL 100 and ENGL 101 co-requisite offerings. Full implementation of systemwide placement measures across all English placement decisions is planned for Fall 2026.
For mathematics placement, Wichita State accepts all approved systemwide placement measures and has adopted ALEKS as its preferred placement system. ALEKS will replace the University's institutional placement examination. To support accurate placement decisions, Wichita State plans to utilize additional diagnostic and safety-net assessments for students who do not present qualifying placement scores.
The University considers implementation of systemwide placement measures operational during AY 2025-2026 and is preparing for full-scale integration during AY 2026-2027.
ALEKS serves as Wichita State University's preferred mathematics placement measure and is accepted alongside all KBOR-approved systemwide placement measures.

Institutional Commitment 5: Academic Degree Maps

Description: Academic Degree Maps were implemented for students beginning in Fall 2025 and provide semester-by-semester pathways aligned with KBOR requirements, general education expectations, and Math Pathways recommendations.
Degree Maps are available at:

- www.wichita.edu/degreemaps
- https://www.wichita.edu/academics/majors/degree_maps/maps.php

The University will continue updating and refining Degree Maps to support students entering in Fall 2026 and Spring 2027 and to ensure alignment with Math Pathways, co-requisite support implementation, and systemwide placement initiatives.

Wichita State University
FY 2027 Revised and FY 2028 Budget Request

Governor's Budget Report
Performance Measures

Performance Measures	FY 2024 Actual	FY 2025 Actual	FY 2026 Actual	FY 2027 Estimate	FY 2028 Estimate
Increase number of certificates and degrees awarded	3,545	3,549	3,721	3,788	3,801
Increase percent of STEM degrees conferred	33.0%	33.5%	34.3%	34.5%	34.6%
Increase number of undergraduate certificates and degrees awarded to underrepresented minorities	495	498	531	538	543

Wichita State University
FY 2027 Revised and FY 2028 Budget Request

Section II: Budget Overview

Summary of Fiscal Year 2027 Revised and 2028 Budget Request

I. **General Use Appropriations:**

A. **SGF Appropriation:** A total of $119,363,713 in State General Fund (SGF) support is requested for FY 2027. This amount includes a $735,805 transfer for compensation support.

For FY 2028, the requested budget totals $114,851,030 matching the base allocation provided by the Division of the Budget.

1. **SGF Operating Expenditures (1000-0003):** The budget request for FY 2027 includes $80,917,373 as the base appropriation. 2027 includes base adjustments for changes in fringe benefit rates and the state pay plan shortfall.

   Please note the SGF funding for Operations is budgeted to fund personnel costs at the university. Because of turnover, position assignments between SGF and the General Fees Fund often fluctuate. As a result, when analyzing expenditure and budgetary changes between different fiscal years, consideration should be given to comparing total General Use funding (State General Fund and the General Fees Fund).

2. **Technology Transfer Facility – Innovation (1000-0005):** Recurring appropriation of $2.0 million in both FY 2027 and FY 2028.

3. **Aviation Infrastructure – NCAT (1000-0010):** Recurring appropriation of $5.2 million in both FY 2027 and FY 2028.

4. **Aviation Research – KART (1000-0015):** Recurring appropriation of $15.0 million.

Wichita State University
FY 2027 Revised and FY 2028 Budget Request

Section II: Budget Overview

5. **Digital Transformation (1000-0020):** Appropriation of $7.0 million in FY 2027. The 2022 Legislature appropriated $7,000,000 annually through FY 2027 for the purpose of advancing digital transformation through the university's WERX Maintenance, Repair, and Overhaul hanger, which provides aviation testing and performs passenger-to-freighter conversions.

6. **Business Partnership (1000-0030):** The 2024 Legislature authorized an annual appropriation of $5 million to support the advancement of business partnerships and applied learning initiatives.

7. **Student Aid for Financial Need (1000-0350):** Appropriation of $4,246,340 in financial aid support. This appropriation is budgeted to be recurring.

B. **General Fees Fund (2112) Tuition Revenue:** Tuition revenue collections are dependent on enrollment (credit hours generated), type of students enrolled, and tuition rates. For FY 2027, the Kansas Board of Regents approved a tuition rate increase of 4.9%. Over the past five years, university tuition rates were held flat for both FY 2022 and FY 2023. FY 2024 tuition rates increased by 5.9%, FY 2025 rates increased by 3.9%, and FY 2026 rates increased by 3.5%. If enrollment targets for FY 2027 are met, tuition revenue is estimated at $99.4 million.

For FY 2028, revenue is budgeted at the same amount as FY 2027 based on flat credit hour production and flat tuition rates as tuition rates for those years have not been approved by the Kansas Board of Regents. Please see Section III, Schedule A for additional detail.

Please see the following page for a comparison of recent tuition rate changes.

Wichita State University
FY 2027 Revised and FY 2028 Budget Request

Section II: Budget Overview

	Approved FY 2026 Tuition Rate	Proposed FY 2027 Tuition Rate	Dollar Change
Undergraduate			
Resident & Shocker City Partnership[1]	$259.75	$272.48	$12.73
Shocker Select & Midwest Student Exchange	$389.64	$408.73	$19.09
Global Select	$389.64	$408.73	$19.09
Non-Resident	$615.27	$645.42	$30.15
Graduate			
Resident & Shocker City Partnership	$350.73	$367.92	$17.19
Shocker Select & Midwest Student Exchange	$526.11	$551.89	$25.78
Global Select	$526.11	$551.89	$25.78
Non-Resident	$861.38	$903.59	$42.21
Shocker City Partnership rate applies to residents from the US Census metropolitan areas of Denver (CO), Colorado Springs (CO), Pueblo (CO), Grand Island (NE), Lincoln (NE), Omaha (NE & IA), Ames/Des Moines (IA), Fayetteville (AR), Fort Smith (AR), Little Rock (AR), Stillwater (OK), Tulsa (OK), Oklahoma City (OK), Chicago (IL), Kansas City (MO), St. Louis (MO), Dallas/Ft. Worth (TX), Waco (TX), Houston (TX), Austin (TX), and San Antonio (TX).			
Shocker Select rate applies to students from Colorado, Nebraska, Iowa, Arkansas, Missouri, Oklahoma, Texas, and Illinois and excludes the cities listed that are eligible for the Shocker City Partnership rate.			
Midwest Student Exchange rate applies to students from the following states: Indiana, Minnesota, North Dakota, Ohio, and Wisconsin. The rate applies to most undergraduate and graduate programs in the University and excludes limited access programs			
Global Select rate applies to high-performing international students who meet the required conditions.			
Online Majors tuition is set at the resident tuition rate (undergraduate and graduate).			
1 Tuition rate for the Teacher Apprentice Program (TAP) will increase from $248.67 to $260.85 per credit hour.			

Wichita State University
FY 2027 Revised and FY 2028 Budget Request

Section II: Budget Overview

II. **Compensation and Benefits:** The budget includes a 1.0% compensation pool approved by Legislature for SGF salaries. Changes to fringe benefit rates are presented in the table titled "Comparison of Fringe Benefit Rates Between FY 2026 through FY 2028," as included within this document. The benefit rates included in this budget request are based on the budget instructions provided by the Kansas Division of the Budget.

III. **Debt Service:** Includes a budget of $8,225,557 in FY 2027 and $8,231,056 in FY 2028. Please note, these amounts do not include debt service on the John Bardo Center, previously known as the Experiential Engineering Center, University Stadium Project, NIAR Hub for Advance Manufacturing and Research, and the Digital Research & Transformation Hub as these debts are paid by the WSU Board of Trustees and Wichita State Innovation Alliance Inc.

IV. **Capital Budget:** The capital budget request is submitted as approved by the Kansas Board of Regents. The largest projects include the Wichita Biomedical Campus, Geology Building remodel, Ahlberg Hall renovation for the College of Education, University Stadium Project, and rehabilitation and repair projects through the Educational Building Fund (EBF).

V. **Employee Benefits Eligible FTEs:** The total FTE count remained nearly flat, increasing by 0.83 FTEs from 2,757.72 in FY26 to 2,758.55 in FY27. While General Use budget constraints resulted in reductions across several operating programs, these decreases were largely offset by growth in Research (79.67 FTEs).

VI. **Other Information:**

A. This budget request was prepared based on instructions provided by the Board of Regents and the Kansas Division of the Budget.
B. As in the past, WSU continues to request that ALL SGF appropriations unexpended at year-end are carried-forward and re-appropriated into the next fiscal year through language in the appropriations bill.

Wichita State University
FY 2027 Revised and FY 2028 Budget Request

Section II: Budget Overview

Program Overview

Institutional Support – 41000

The Institutional Support Program includes expenditures for central executive-level activities concerned with management and long-range planning for the entire institution. They include executive management, budgeting, legal services, fiscal operations, human resource management, support services to faculty and staff, postal services, internal audit, research compliance, communication services, and activities concerned with community and alumni relations.

Instructional Services – 42000

The Instruction Program includes activities that are part of the University's instruction component and includes, but is not limited to, the following colleges:

W. Frank Barton School of Business: The W. Frank Barton School of Business centers its work on real and applied learning. Students translate classroom knowledge into practice through work with faculty, business leaders, and community partners, while developing skills that support their careers, organizations, and lives. The Barton School holds dual AACSB accreditation in business and accounting, placing it among the top 1% of business schools worldwide with this distinction.

The Barton School is located in Woolsey Hall, an award-winning facility that serves as a central gathering place for students, faculty, and partners. The building combines classrooms, open collaboration spaces, artwork, gardens, and The Promise Bridge, a 300-foot pedestrian bridge over the water in front of the building.

The school is organized into four academic departments: Accounting; Economics and Marketing; Finance, Real Estate, and Decision Sciences; and Management.

Wichita State University
FY 2027 Revised and FY 2028 Budget Request

Section II: Budget Overview

Program Overview

Academic Programs
The Barton School offers 11 undergraduate majors: Accounting, Business Administration, Economics, Entrepreneurship, Finance, Hospitality, Human Resource Management, International Business, Management, Information Technology and Management Information Systems, and Marketing.

Within four of these majors—Economics, Entrepreneurship, Finance, and Marketing—students may pursue a real estate emphasis**.** In addition, seven majors—Accounting, Business Administration, Hospitality, Human Resource Management, International Business, Management, and Marketing —are also offered fully online to provide greater flexibility and access.

At the graduate level, the School offers a Master of Accountancy, Master of Arts in Economics and Quantitative Analysis, Master of Business Administration, Executive MBA, Master of Science in Management Science and Supply Chain Management, Master of Science in Business Analytics, and Master of Human Resources Management.

Together, these programs serve more than 2,500 students supported by 120 faculty and staff. Over the past five years, the School has awarded almost 3,300 degrees.

Outreach and Impact
Beyond degree programs, the Barton School works directly with businesses, entrepreneurs, educators, and community partners through training, applied research, economic analysis, executive education, mentoring, and professional development. This work is carried out through the Center for Economic Development and Business Research, Center for Entrepreneurship, Forum for Family Enterprise, Koch Global Trading Center, Center for Economic Education, Center for Management Development and Executive Education, and Center for Real Estate.

Wichita State University
FY 2027 Revised and FY 2028 Budget Request

Section II: Budget Overview

Program Overview

The School also leads Spero, Wichita State's first micro-credential initiative and the world's first program recognized by 1EdTech as a TrustEd Micro-credential. Through its Career Readiness and Entrepreneurship tracks, Spero helps participants build skills, access meaningful employment, and advance new ventures.

This combination of accredited programs, applied learning, employer engagement and community-facing centers makes the Barton School a practical asset for students, employers, and the region.

College of Engineering: Since 1928, the College of Engineering at Wichita State has built a reputation for equipping engineering and computing students with the most complete education possible. The college provides students access to state-of-the-art technology and high-quality academic programs while working to make sure that all students have access to experience-based learning opportunities where students do real engineering work.

The College of Engineering consists of seven departments and offers Bachelor of Science (BS) degree programs in aerospace engineering, applied engineering, biomedical engineering, computer engineering, computer science, cybersecurity, electrical engineering, industrial engineering, mechanical engineering, and product design and manufacturing engineering. A Master of Science (MS) is offered in aerospace engineering, biomedical engineering, computer science, computing, computer engineering, data science, electrical engineering, industrial engineering, materials engineering, and mechanical engineering. In addition, a Master of Engineering Management (MEM) is available. A Doctor of Philosophy (PhD) is offered in the areas of aerospace engineering, biomedical engineering, electrical engineering and computer science, industrial engineering, and mechanical engineering. In addition, the college offers four minors, thirteen undergraduate certificates, and fourteen graduate certificates.

Fairmount College of Liberal Arts and Sciences: Fairmount College of Liberal Arts and Sciences is the foundation of all academic programs at Wichita State University, with a third of the university's academic programs and most of the General Education Program being carried out by Fairmount College's 16 academic departments.

Wichita State University
FY 2027 Revised and FY 2028 Budget Request

Section II: Budget Overview

Program Overview

The mission of the college is to (1) cultivate intellectual curiosity and foster contemplation of the human experience and the natural world, (2) develop transferrable skills, which include interpreting information, thinking critically, and communicating effectively, and (3) stimulate a lifelong love of learning that enriches graduates and their communities. This mission is reflected in college graduation competencies in communication, human behavior, and scientific interpretation and application.

Fairmount College offers academic majors in the humanities, social and behavioral sciences, natural sciences and mathematics, and programs of professional training. An education in these liberal arts and sciences disciplines helps students acquire knowledge and appreciation of the physical and biological world and the arts and cultures. Students also develop an awareness of civic responsibilities and begin professional preparation for their career choices. For the five-year period 2019-2023, the college awarded 4,301 undergraduate and graduate degrees and 378 undergraduate and graduate certificates.

Fairmount College's array of degree offerings includes two associate's, 54 bachelor's, 17 master's, and three doctoral programs. Students may also pursue 32 undergraduate minors and 32 certificates at the undergraduate and graduate levels. Accreditations and certifications include:

- Social Work and graduate programs
- Chemistry undergraduate programs
- Council on Social Work Education
- Public Administration graduate program
- Psychology graduate program
- Clinical Psychology graduate program
- Council on Social Work Education
- American Chemical Society
- Network of Schools of Public Policy, Affairs, and Administration
- Human Factors and Ergonomics Society
- American Psychological Association

Wichita State University
FY 2027 Revised and FY 2028 Budget Request

Section II: Budget Overview

Program Overview

College of Education: The College of Education at Wichita State University prepares highly skilled professionals through applied learning in every program, engaging students in real-world career experiences with approximately 350 industry and educational partnerships. Our graduates are ready to make a difference in education, counseling, leadership and sport management. Our innovative Teacher Apprentice Program™ provides a pathway for paraeducators to earn a teaching degree while working in schools across the State of Kansas. Graduate students pursuing a master's in counseling provide free mental health and play therapy services to the community through our campus-based WISE Clinic. Graduate students in diverse fields such as Educational Leadership, Educational Psychology, and School Psychology are prepared to have an impact as leaders within their respective fields. Research opportunities alongside internships with top sport and leadership organizations await. The College also is home to Wichita State's Varsity Esports program, engaging over 50 student-athletes and 20 applied learning students in top-ranked, nationally competitive teams.

The College is comprised of the following departments: School of Teaching and Learning (STL), Counseling, Educational Leadership, Educational and School Psychology (CLES), Sport and Leadership Studies (SLS), and Teacher Apprenticeship Pathways, Literacy and Special Education (TALS).

The College of Education houses programs accredited by:

- The Kansas State Department of Education (KSDE)
- The Council for the Accreditation Educator Preparation (CAEP)
- The National Association of School Psychologists (NASP)
- The Commission on Sport Management Accreditation (COSMA)
- The Council for Accreditation of Counseling and Related Educational Programs (CACREP).

The college offers BA degree programs in teacher education and sport management, and a BAS degree in Organizational Leadership and Learning.

Wichita State University
FY 2027 Revised and FY 2028 Budget Request

Section II: Budget Overview

Program Overview

The College of Education offers graduate programs leading to the:

- Master of Arts in Teaching (MAT)
- Specialist in Education (EdS) in school psychology
- Doctor of Education (EdD) in educational leadership
- Doctor of Philosophy (PhD) in education and behavioral studies
- Master of Education (MEd) in:
  - applied behavior analysis
  - counseling
  - educational leadership
  - educational psychology
  - learning and instructional design
  - special education
  - sport management

College of Fine Arts: The College at WSU is the only comprehensive College of Fine Arts in the State of Kansas. Majors in the College of Fine Arts range from those related to specific jobs and professions in the visual and performing arts to those leading to more general careers.

Major academic structures within the College include:

- School of Art, Design and Creative Industries - with programs in visual art, art history, art education and graphic design
- School of Music - with programs in vocal and instrumental performance, music education, and music theory and composition

Wichita State University
FY 2027 Revised and FY 2028 Budget Request

Section II: Budget Overview

Program Overview

- School of Performing Arts - with programs in acting, theatre, musical theatre, dance, and theatre technology and design
- School of Digital Arts - with cross-collaborative programs in media arts, programming focused on animation, acting for digital arts, collaborative design, game design, filmmaking, and audio production

Students are trained to professional standards in a professional context, mentored by outstanding world-renowned artists who work with them as directors, designers, conductors, coaches, and tutors. The college produces more than five hundred performances and presentations each year. This training produces accomplished artists, musicians, singers, actors, dancers, designers, educators, stage managers, and technicians. Some reach the very peak of their chosen professions to become household names. Others use their craft to bring performances or creations to make Kansas a more fulfilling place to live.

College of Health Professions: The College consists of three schools including the School of Nursing, the School of Health Sciences, and the School of Oral Health, and offers twenty-four health professions programs at the baccalaureate, master's, and doctoral degree levels. Characterized by innovative professional and interprofessional education, and a collaborative community of talented, committed faculty, staff, and students, the College offers high-tech simulation labs, patient-serving clinics, and unmatched community and health care industry partnerships that provide relevant applied learning experiences.

Graduate School: The Graduate School oversees all aspects of graduate study at the university, including establishment of standards for admission, graduate program quality, and recommends students who have completed requirements for graduation to the Kansas Board of Regents. In addition to its oversight responsibilities, the Graduate School takes a proactive role in the development of new programs, research experiences, graduate enrollment planning and management, student recruitment, and professional development training. In total, the Graduate School supports 14 doctoral programs (10 PhD programs + 4 professional doctoral degrees), one specialist program, 55 master’s programs, and 75 graduate certificate programs.

Wichita State University
FY 2027 Revised and FY 2028 Budget Request

Section II: Budget Overview

Program Overview

Academic Support – 43000

The Academic Support Program provides services for the institution's primary missions of instruction, research, and public service. It includes the retention, preservation, and display of educational materials (libraries, museums, and galleries); media (audio-visual services); information technology; academic administration (including academic deans but not department chairpersons); personnel development; and support for course and curriculum development.

Student Services – 44000

The Student Services Program includes those services with the primary purpose of contributing to students' emotional and physical well-being and intellectual, cultural, and social development outside the context of the formal instruction program. Included within the program are health services, student activities, cultural events, student newspapers, intramural athletics, student organizations, intercollegiate athletics, admissions, registrar, counseling and career guidance, and student aid administration.

Wichita State University
FY 2027 Revised and FY 2028 Budget Request

Section II: Budget Overview

Program Overview

Research – 45000

The Research Program includes all expenditures for activities specifically organized to produce research, whether commissioned by an agency external to the institution or separately budgeted by an organizational unit within the institution. Please see the section of this document titled, "Status of Research Activities" for additional information.

Public Service – 46000

The Public Service Program delivers services beneficial to individuals and groups external to the institution. These activities include community service programs, community education, conferences, institutes, general advisory services, reference bureaus, public broadcasting, consulting, community education, training grants, and other similar services to particular sectors of the community.

Student Aid – 47000

The Student Aid Program includes activities covering all forms of financial aid assistance such as scholarships, fellowships, and loans.

Auxiliary Enterprises – 48000

An auxiliary enterprise exists to furnish goods or services to students, faculty, or staff, and charges a fee directly related to, although not necessarily equal to, the cost of the goods or services. The distinguishing characteristic of an auxiliary enterprise is that it is managed as an essentially self-supporting activity. Examples are residence halls, food services, and parking.

Wichita State University
FY 2027 Revised and FY 2028 Budget Request

Section II: Budget Overview

Program Overview

Physical Plant – 96000

The Physical Plant Operations Program is responsible for the administration, supervision, operation, maintenance, preservation, and protection of the institution's physical plant. It includes expenses normally incurred for such items as janitorial and utility services; repairs and ordinary or normal alterations of buildings, furniture and equipment; care of grounds; maintenance and operation of buildings and other plant facilities; security; disaster preparedness; environmental safety; hazardous waste disposal; facility rental; facility planning and management; and central receiving.

Debt Service – 98000

The Debt Service Program includes expenditures for principal and interest payments for bond issues that are a direct obligation of the university.

Capital Improvements – 99000

The Capital Improvements Program includes estimates for capital projects as approved by the Kansas Board of Regents in the university's five-year capital improvement plan. Please see the section of this document titled, "Capital Improvements and Deferred Maintenance Plan" for additional information.

Wichita State University
FY 2027 Revised and FY 2028 Budget Request

Section II: Budget Overview

Supplemental Funding Package

No supplemental request is included as part of this budget request.

Reduced Resource Package

No reduced resource package is included as part of this budget request.

Wichita State University
FY 2027 Revised and FY 2028 Budget Request

Section II: Budget Overview

Status of Research Activities and Future Initiatives

Ongoing Research at Wichita State University

Wichita State University is well positioned to act as a major driver of development in the state's largest metropolitan area. The strategic plan as approved by the Board of Regents includes the following core institutional mission:

> The mission of Wichita State University is to be an essential educational, cultural, and economic driver for Kansas and the greater public good.

Wichita State University is well positioned to act as a major driver of development in the state's largest metropolitan area. The strategic plan as approved by the Board of Regents includes the following core institutional mission:

> The mission of Wichita State University is to be an essential educational, cultural, and economic driver for Kansas and the greater public good.

The following narrative and charts present an overview of current and planned research activities at Wichita State:

- Highlights of Fiscal Year 2026 Research Activity
- Future Initiatives
- Use of Appropriations for Aviation Research at Wichita State University—Fiscal Years 2025 and 2026

Highlights of Fiscal Year 2026 Research Activity (Division of Industry and Defense)

Wichita State's focused pursuit of key growth opportunities in its research portfolio continued in Fiscal Year 2026. Wichita State's Division of Industry and Defense Programs received $316.3 million in awards, reflecting a 40% shift from FY 2025 primarily due to the timing of several major Department of Defense awards. The University continues to develop research activity in areas within its core competencies and is experiencing continued strong growth in research expenditures.

Wichita State University
FY 2027 Revised and FY 2028 Budget Request

Section II: Budget Overview

Status of Research Activities and Future Initiatives

Fiscal Year	2025	2026	% Increase/Decrease
Grant and Contract Funding	$519.3 million	$316.3 million	-39%
Number of Grants and Contracts Awarded	873	940	8%
Dollar Amount of Proposals	$1.1 billion	$1.8 billion	68%
Number of Proposals Submitted	745	1545	107%

Highlights of Fiscal Year 2026 Research Activity (Academic Affairs)

Academic Affairs (AA)'s intensive search of strategic advance opportunities in its research portfolio continues. While funded awards decreased 49% due to the conclusion of new infrastructure funding for the Wichita Biomedical campus, funding levels otherwise remained relatively stable. The University continues to receive research and development funding in areas of its core capabilities and hosts one of the highest number of TRIO programs in the nation.

Fiscal Year	2025	2026	% Increase/Decrease
Grant and Contract Funding	$86.5 million	$45.2 million	-41%
Number of Grants and Contracts Awarded	297	273	-8%
Dollar Amount of Proposals	$108.9 million	$99.4 million	-9%
Number of Proposals Submitted	288	293	2%

Wichita State University
FY 2027 Revised and FY 2028 Budget Request

Section II: Budget Overview

Status of Research Activities and Future Initiatives

The following examples represent funded projects taking place at Wichita State University:

John Tomblin, Professor, Nat'l Institute for Aviation Res, National Institute Aviation Res, received $79,907,481 from the National Center for Manufacturing Sciences - NCMS for the project titled ***Confidential Project - DoD Award No 2022038-142169**.*

John Tomblin, Professor, Nat'l Institute for Aviation Res, National Institute Aviation Res, received $53,981,096 from the National Center for Manufacturing Sciences - NCMS for the project titled ***Confidential Project - DoD Award No. 2023083-142311**.*

Melinda Laubach-Hock, Nat'l Institute for Aviation Res, National Institute Aviation Res, received $18,300,239 from the SOSSEC, Inc for the project titled ***Confidential Project - DoD Award No. FA8203-25-9-0001**.*

John Tomblin, Professor, FirePoint Innovations-Aerospace, National Institute Aviation Res, received $14,861,000 from the US Army Research Office for the project titled ***Confidential Project - Award No. W911W6-17-3-0002**.*

Rachael Andrulonis, NIAR-Composites & Structures, National Institute Aviation Res, received $14,300,000 from the US Army Contracting Command for the project titled ***Confidential Project - DoD Award No. W56HZV-23-2-0001**.*

Rachael Andrulonis, NIAR-Composites & Structures, National Institute Aviation Res, received $7,000,000 from the National Center for Defense Manufacturing and Machining for the project titled ***Confidential Project - DoD Award No. 20250086**.*

Allison Bonitati, NIAR-Maintenance, Repair, Overhaul, National Institute Aviation Res, received $7,000,000 from the Kansas Department of Commerce for the project titled *WERX MRO.*

Lyndsay Pletcher, Budget Office, Finance & Administration, received $5,000,000 from the Kansas Department of Commerce for the project titled *FY27 Business Partnership.*

John Tomblin, Professor, Nat'l Institute for Aviation Res, National Institute Aviation Res, received $5,000,000 from the Kansas Department of Commerce for the project titled *FY26 NARP.*

Wichita State University
FY 2027 Revised and FY 2028 Budget Request

Section II: Budget Overview

Status of Research Activities and Future Initiatives

John Tomblin, Professor, Nat'l Institute for Aviation Res, National Institute Aviation Res, received $5,000,000 from the Kansas Department of Commerce for the project titled *FY26 TAARP.*

George Bousfield, Professor, Biological Sciences, College of Liberal Arts & Sciences, received $4,356,213 from the Natl Institutes of Health for the project titled *The Aging Pituitary/Gonadal Axis (P01).*

John Tomblin, Professor, Nat'l Institute for Aviation Res, National Institute Aviation Res, received $4,066,950 from the National Center for Manufacturing Sciences - NCMS for the project titled ***Confidential Project - DoD Award No.2022038-12169/143154.05**.*

John Tomblin, Professor, FirePoint Innovations-Aerospace, National Institute Aviation Res, received $3,793,941 from the Applied Research Institute for the project titled ***Confidential Project - Award No. HQ00342520004**.*

Matthew Forney, Ennovar, Natl Inst for Rsrch&Digtal Transfrm, received $3,667,794 from the Spirit Aerosystems INC for the project titled *ALA SOS A0117-002 2023 2024 & 2025.*

Steven Skinner, Professor, Engineering Dean's Office, College of Engineering, received $3,500,000 from the Kansas Department of Commerce for the project titled *Kansas Engineering Training Grant (FY26).*

Corinne Nilsen, Ed-Gear-Up, PreK-12 Engagement, received $3,500,000 from the Department of Education-US for the project titled *Kansas Kids @ GEAR UP (KKGU).*

Waruna Seneviratne, NIAR-Composites & Structures, National Institute Aviation Res, received $3,215,429 from the Natl Aeronautics & Space Admn for the project titled ***Confidential Project - Award No. 80NSSC22M0154**.*

John Tomblin, Professor, Nat'l Institute for Aviation Res, National Institute Aviation Res, received $3,100,000 from the Air Force Research Laboratory for the project titled ***Confidential Project - DoD Award No. FA2394-23-C-B002**.*

Wichita State University
FY 2027 Revised and FY 2028 Budget Request

Section II: Budget Overview

Status of Research Activities and Future Initiatives

Jessica Provines, Student Affairs, Student Affairs, received $2,500,000 from the Kansas Behavioral Health Center of Excellence, Inc for the project titled *Kansas Behavioral Health Center of Excellence Services Agreement.*

Dustin Stuever, NIAR-Maintenance, Repair, Overhaul, National Institute Aviation Res, received $2,317,722 from the MTech Engineering Services LLC for the project titled ***Confidential Project - Award No. MTECH-24D-0019-04**.*

Waruna Seneviratne, NIAR-Composites & Structures, National Institute Aviation Res, received $2,063,243 from the Jetzero Inc for the project titled ***Confidential Project - Award No. JZ-WSU-02-20250616**.*

John Tomblin, Professor, FirePoint Innovations-Aerospace, National Institute Aviation Res, received $2,037,402 from the US Army Research Office for the project titled ***Confidential Project - Award No. W911W6-17-3-0002**.*

John Tomblin, Professor, Nat'l Institute for Aviation Res, National Institute Aviation Res, received $2,000,000 from the Federal Aviation Administration for the project titled ***Confidential Project - Award No. 1224CT062111/A11C-SIM.01/41040/CTG25D0000/1268800240/6BC000**.*

John Tomblin, Professor, Nat'l Institute for Aviation Res, National Institute Aviation Res, received $2,000,000 from the Federal Aviation Administration for the project titled ***Confidential Project - Award No. 1224CT062111/A11C-SIM.01/41040/CTG25D0000/1268800240/6BC000**.*

John Tomblin, Professor, Nat'l Institute for Aviation Res, National Institute Aviation Res, received $1,893,939 from the National Center for Manufacturing Sciences - NCMS for the project titled ***Confidential Project - DoD Award No 2022038-142169**.*

John Tomblin, Professor, Nat'l Institute for Aviation Res, National Institute Aviation Res, received $1,875,188 from the National Center for Manufacturing Sciences - NCMS for the project titled ***Confidential Project - DoD Award No. 2022038-125169**.*

Melinda Laubach-Hock, Nat'l Institute for Aviation Res, National Institute Aviation Res, received $1,809,562 from The Boeing Company for the project titled ***Confidential Project - Award No. PO 2440807-13**.*

Wichita State University
FY 2027 Revised and FY 2028 Budget Request

Section II: Budget Overview

Status of Research Activities and Future Initiatives

Sarah Estes, Professor, Liberal Arts & Sci Deans Office, College of Liberal Arts & Sciences, received $1,500,000 from the WSU Foundation for the project titled *Wichita HIREs: Humanities Internships Reward Employers.*

John Tomblin, Professor, FirePoint Innovations-Aerospace, National Institute Aviation Res, received $1,417,414 from the US Army Research Office for the project titled ***Confidential Project - Award No. W911W6-17-3-0002**.*

John Tomblin, Professor, Nat'l Institute for Aviation Res, National Institute Aviation Res, received $1,370,000 from the Federal Aviation Administration for the project titled ***Confidential Project - Award No. 1224CT062111/A11CSIM.01/41040/CTG25D0000/1268800240/6BC000**.*

Kristin Brewer, Digital Transformation Initiatives, Industry & Defense Program Research, received $1,311,821 from the Department of Justice for the project titled *The Wichita State University Crime Gun Intelligence Training and Education Project -Supp II.*

Brandon Baier, NIAR-Full Scale Struc Testing Lab, National Institute Aviation Res, received $1,289,183 from the Sierra Nevada Corporation for the project titled ***Confidential Project - Award No. PO10084660**.*

Matthew Forney, Ennovar, Natl Inst for Rsrch&Digtal Transfrm, received $1,133,903 from the Spirit Aerosystems INC for the project titled *ALA SOS A0117-001 2023, 2024 & 2025.*

John Tomblin, Professor, Nat'l Institute for Aviation Res, National Institute Aviation Res, received $1,100,000 from the Federal Aviation Administration for the project titled ***Confidential Project - Award No. 1224CT062111/A11C-SIC.21/41040/CTG25D0000/1268800240/6BC000**.*

Rachael Andrulonis, NIAR-Composites & Structures, National Institute Aviation Res, received $1,083,181 from the Natl Aeronautics & Space Admn for the project titled ***Confidential Project - Award No. 80GRC024FA023**.*

Alicia Thompson, Ed-Gear-Up, PreK-12 Engagement, received $1,070,400 from the Department of Education-US for the project titled *GEAR UP at Heights and Southeast.*

Wichita State University
FY 2027 Revised and FY 2028 Budget Request

Section II: Budget Overview

Status of Research Activities and Future Initiatives

Pierre Harter, NIAR Flight Test & Certification, National Institute Aviation Res, received $1,060,579 from the Knowmadics Inc for the project titled ***Confidential Project - Award No. SUB-769**.*

Shuang Gu, Professor, Mechanical Engineering, College of Engineering, received $989,265 from the Natl Science Foundation for the project titled *Collaborative Research: RII Track-2 FEC: Promoting N2O- and CO2-Relieved Nitrogen Fertilizers for Climate Change-Threatened Midwest Farming and Ranching Amendment 1.*

Matthew Forney, Ennovar, Natl Inst for Rsrch&Digtal Transfrm, received $923,963 from the Spirit Aerosystems INC for the project titled *ALA SOS A0117-002 2024 & 2025.*

Shuang Gu, Professor, Mechanical Engineering, College of Engineering, received $900,000 from the Iowa State University for the project titled *FMRG: Eco: Electro-Manufacturing of Ethylene and Nitrogenous Chemicals by Synergizing the Capture and Conversion of CO2 and Waste Nitrogen.*

Scott Wituk, Community Engagement Institute, Office of Community Partnerships, received $834,908 from the Kansas Department for Aging & Disability Services for the project titled *Education Resource Distribution, Consumer Outreach.*

Luis Gomez Valbuena, NIAR-Crash Dynamics, National Institute Aviation Res, received $831,561 from the Federal Aviation Administration for the project titled ***Confidential Project - Award No. 6973GH-25-T-00005**.*

Gerardo Olivares, NIAR-Crash Dynamics, National Institute Aviation Res, received $829,100 from the Federal Aviation Administration for the project titled ***Confidential Project - Award No. 1224CT069110.A11L-UAS.137.41040.WAG2210000.1268800240.6KA000**.*

Alicia Thompson, Ed-Gear-Up, PreK-12 Engagement, received $810,400 from the Department of Education-US for the project titled *GEARUP at South and West.*

Wichita State University
FY 2027 Revised and FY 2028 Budget Request

Section II: Budget Overview

Status of Research Activities and Future Initiatives

John Tomblin, Professor, Nat'l Institute for Aviation Res, National Institute Aviation Res, received $800,000 from the Federal Aviation Administration for the project titled ***Confidential Project - Award No. 1224CT062111/A11C-SIC.22/41040/CTG25D0000/1268800240/6BC000**.*

Gerardo Olivares, NIAR-Crash Dynamics, National Institute Aviation Res, received $785,100 from the Mississippi State University for the project titled ***Confidential Project - Award No. 193700.366726.02**.*

Linda Kliment, Associate Professor, Aerospace Engineering, College of Engineering, received $750,000 from the Natl Aeronautics & Space Admn for the project titled *Aerothermal Assessment of Hypersonic Flows over Ablated Surfaces and Woven TPS.*

Jose Hinojosa, Ed-Gear-Up, PreK-12 Engagement, received $720,000 from the Department of Education-US for the project titled *GEAR UP at Haysville.*

John Tomblin, Professor, Nat'l Institute for Aviation Res, National Institute Aviation Res, received $675,000 from the Federal Aviation Administration for the project titled ***Confidential Project - Award No. 1224CT062111/A11C-SIC.19/41040/CTG25D0000/1268800240/6BC000**.*

Larry Ramos, Ed-Talent Search Program, PreK-12 Engagement, received $672,135 from the Department of Education-US for the project titled *TRIO Talent Search.*

Rajprasad Loganathan, Assistant Professor, Biological Sciences, College of Liberal Arts & Sciences, received $650,432 from the Natl Science Foundation for the project titled *MRI: Track 1 Acquisition of a Superresolution Laser Scanning Confocal Microscope for Enhancing Life Sciences Research in Southern Kansas.*

Gerardo Olivares, NIAR-Crash Dynamics, National Institute Aviation Res, received $648,648 from the Federal Aviation Administration for the project titled ***Confidential Project - Award No. 1224CT069110 / A11L-UAS.102 / 41040 / WAG2210000 / 1268800240 / 6KA000**.*

Wichita State University
FY 2027 Revised and FY 2028 Budget Request

Section II: Budget Overview

Status of Research Activities and Future Initiatives

Brandon Baier, NIAR-Full Scale Struc Testing Lab, National Institute Aviation Res, received $604,421 from the Harris Corporation for the project titled ***Confidential Project - Award No. N00019-24-C-0061**.*

Sergio Salinas Monroy, Associate Professor, School of Computing, College of Engineering, received $602,312 from the Natl Science Foundation for the project titled *CyberCorps Scholarship for Service: Graduating Workforce-Ready Cybersecurity Professionals.*

According to the National Science Foundation's Higher Education Research and Development Survey, Wichita State ranks first in aeronautical engineering research and development expenditures for FY 2024, with a total of $350 million. When these numbers are broken down by funding source, Wichita State ranks second in industry-funded engineering research and development (R&D) expenditures in the United States with a total of $142 million.

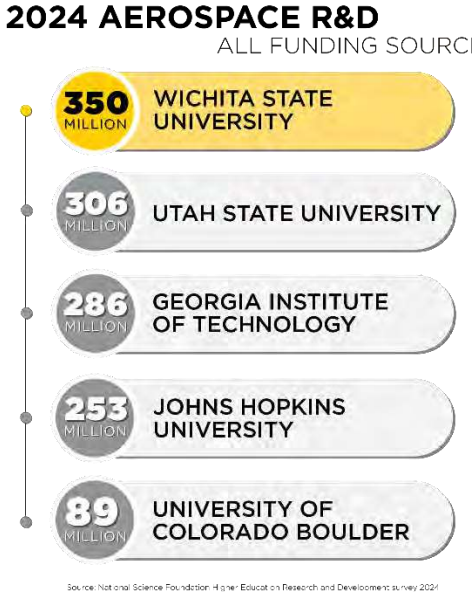

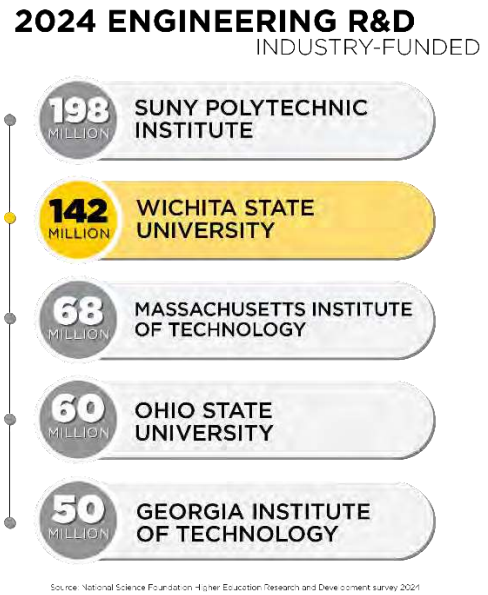

Wichita State University
FY 2027 Revised and FY 2028 Budget Request

Section II: Budget Overview

Status of Research Activities and Future Initiatives

Future Initiatives

Growth of the technology sectors in Wichita can be promoted by concentration on four themes:

- Strengthen the efficiency of existing industries by helping them broaden their markets, leverage their core technologies, and consolidate supply chain activities within the Wichita region. The proposals below position Wichita State to enhance its support for current industry partners.

- Attract enterprises from other states and countries that can benefit from the expertise concentrated in Wichita's established aircraft sector. The proposal below expands the university's capacity to support the chamber, city, county, and state in recruiting these businesses.

- Promote the growth or relocation of business, military, and other organizations in non-aviation technology sectors. Industries such as software and cybersecurity, advanced medical manufacturing, high-end animation, AI, and informatics can be supported through the initiatives outlined below.

- Foster and support the creation of new small businesses across diverse technology fields. National data indicates that at least 60 percent of future job growth will occur in new firms. Enhancing technology transfer, guiding inventors as they bring new ideas to market, and incubating emerging technology-based enterprises can substantially strengthen the future economy of the metropolitan region and the state.

Wichita State University
FY 2027 Revised and FY 2028 Budget Request

Section II: Budget Overview

Status of Research Activities and Future Initiatives

Use of Appropriations for Aviation Research at Wichita State University

Review of Fiscal Year 2026 Aviation Research Grant

The Kansas Aviation Research & Technology (KART) Growth Initiative uses funds provided by the Kansas legislature with the goal of strengthening a variety of aircraft industry technologies and marketing them to other areas outside the state of Kansas and the United States. The Kansas Aviation Research & Technology Growth Initiative will help retain and grow the aviation cluster in Kansas and help Kansas aviation companies remain competitive throughout the 21st century.

In order to maintain a focus on the needs of the aviation industry in Kansas and address the requirements necessary for economic growth, this program is executed by members of the aviation industry. An industrial executive committee has been formed and comprised of membership from the four large aviation companies in Wichita; Airbus, Bombardier Learjet, Spirit AeroSystems and Textron Aviation and Collins Aerospace. The program is focused on two major areas: (1) advanced research projects directed towards reducing cycle time-to-market, reducing manufacturing costs, enhancing quality and safety for improved competitiveness, and retaining and (2) creating jobs in Kansas and infrastructure improvements at the National Institute for Aviation Research (NIAR) to enable research and technology advances within the research and development environment.

Based on the funding provided and approved by the Kansas legislature, projects were selected to address specific areas of need within the local aviation industry with focus on reducing cycle time-to-market, reducing manufacturing costs, enhancing quality and safety for improved competitiveness, and retaining and creating jobs in Kansas. In addition, funding was allocated for specific infrastructure upgrades and equipment needed to enable research and technology advances within the research and development environment and to ensure NIAR maintains a leadership role within the future 21st century aviation research centers.

The program budget requires a 1:1 match, with matching funds being generated from industry, university and/or philanthropy. Each project is matched with funds that are similar in nature to the projected funding by the State of Kansas. For example, a project dealing with the research of composite materials is matched with a similar project funded by the

Wichita State University
FY 2027 Revised and FY 2028 Budget Request

Section II: Budget Overview

Status of Research Activities and Future Initiatives

private sector. Similarly, an infrastructure project is matched by like infrastructure funding from university or philanthropy funding. As shown on the following table, the 1:1 match requirement was far exceeded.

Category	FY 2026 State Funds	FY 2026 Industry Funds	FY 2026 Federal Funds
Industry Research Programs, Infrastructure and Equipment	***$15 Million***	***$146 Million***	***$241 Million***

Fiscal Year 2026 Aviation Research Appropriation from the State of Kansas

In June 2026, the KART executive committee met to begin designing the FY 2027 program. Tasked with maintaining a focus on the needs of the aviation industry in Kansas and addressing the requirements necessary for economic growth, the executive committee communicates industry needs and recommends projects for research and for technology transfer into commercialization endeavors, establishes budgets for new projects, evaluates existing projects to determine whether to continue, re-direct, or terminate them, and prioritizes proposed projects for future consideration. Additional projects are defined by the industry board throughout the fiscal year to support immediate research needs.

Additive Manufactured Burn Resistant Materials Continuation
Evaluating Icon Design Usability, Phase 2: Impact of Color and Complexity in Critical Alert Icons
Fundamental Hydrodynamics of Debris Impacts on Elastic Fuel Tanks
Internal Slitting Study Continuation
Thermoplastic Repair Technology Development Continuation
Integrated Joints via Preform Technologies Continuation
Effects of Stitching and Feasibility Study

Wichita State University
FY 2027 Revised and FY 2028 Budget Request

Section II: Budget Overview

Status of Research Activities and Future Initiatives

Lithium Battery Database - Lithium Metal Battery Evaluation
State of the Art Propulsion Facility

Wichita State University's FY 2027 funding for the aviation research initiative will come to the university as an appropriation from the State General Fund (SGF). The amount of the base appropriation in FY 2027 is $15,000,000.

Request for Legislative Action—Request to Carry Forward Funds into Fiscal Year 2027

It is extremely important to have unexpended funds re-allocated to the following year (FY 2028) in order to cover project expenses that have not cleared the State system by the end of FY 2027.

Use of Appropriations for Aviation Infrastructure at the National Center for Aviation Training (NCAT)

Aviation infrastructure funding has facilitated the growth of aviation-related training programs offered at the National Center for Aviation Training (NCAT) in Wichita. These programs are implemented by Wichita State University's College of Applied Sciences and Technology (WSU Tech). Funding received from the state assisted the college in purchasing equipment and providing instructional training as it creates a world-class training facility for the aviation industry.

Each program year, the industry's most pressing training and workforce development needs are identified by industry representatives from program advisory boards, as well as industry senior leadership team members, and matched to existing expertise within Kansas, to offer unique training opportunities within the aerospace cluster in Kansas. The equipment and training funded via this program will be selected from industry input in collaboration with college administration, which includes the President of WSU Tech, the Executive VP for Industry and Defense Programs, Executive Director of the NIAR of Wichita State, and the Vice President of Strategy & Government Relations, Board of Trustees, Wichita State Innovation Alliance and Operations of Wichita State. Each equipment and training purchase will be selected with a budget and tied to definitive training deliverables to increase competitiveness within Kansas. Wichita State and WSU Tech work closely with industry representatives who serve as points of contact and monitor the progress of the expenditures, along with the link to the training opportunities for the aerospace cluster. Wichita State will provide a summary report each

Wichita State University
FY 2027 Revised and FY 2028 Budget Request

Section II: Budget Overview

Status of Research Activities and Future Initiatives

year which details expenditures made as part of this program to the board and legislature. Wichita State as an institution is committed to the success of this facility. Classes and laboratories from NIAR were relocated to the NCAT facility and we will continue to explore opportunities to provide support to the aviation industry through this unique campus.

The Legislature appropriated $5,200,000 million in FY 2027 and funding in FY 2028 is also initially budgeted at $5,200,000.

Request for Legislative Action—Request to Carry Forward Funds into Fiscal Year 2028

It is extremely important to have unexpended funds re-allocated to the following year (FY 2028) in order to cover project expenses that have not cleared the state system by the end of FY 2027.

Use of Appropriations for the Innovation Campus

Wichita State continues to develop a 21st century technology campus weaving together in one site university research, technology transfer, graduate and undergraduate education and new business innovation and entrepreneurship. These facilities are part of the master plan to house both institutional business spinouts and technology-based businesses that benefit from colocation with institutional technical and business faculty. The facilities provide flexible spaces for students, faculty, staff, industry partners and the community to learn, work, live and play. Facilities on Innovation Campus include spaces for industry and small business, venture firms, plus traditional office, and classroom space to accommodate faculty and student learning curriculum.

The mission of the Innovation Campus is to provide a venue for researchers and technologists from private enterprise to work closely with faculty and students from Wichita State to create and deploy globally competitive technologies in critical areas related to aerospace, biomedical engineering, software development and engineering, and human factors psychology. A primary purpose of the Innovation Campus is to expand the economic base of the Wichita metropolitan area through economic diversification and new business formation and is aligned with the university's mission as "an essential educational, cultural and economic driver for Kansas and the greater public good".

Wichita State University
FY 2027 Revised and FY 2028 Budget Request

Section II: Budget Overview

Status of Research Activities and Future Initiatives

The Innovation Campus is home to the John Bardo Center (JBC), a project-based experiential engineering learning environment that includes hands-on laboratory spaces for students in addition to university-led manufacturing technology labs, a community makerspace and leasable space for industry. The 3DEXPERIENCE® Center, a partnership with Dassault Systèmes, is a 22,000 square foot space inside the JBC that offers the expertise and technology for companies to accelerate their innovation. Aerospace and other industries can target improvements from concept to production and extend to operations - all while facilitating certification. The 3DEXPERIENCE® Center enables companies to engage in advanced product development and the manufacturing of next-generation materials and technologies. GoCreate, a Koch Collaborative, is a membership-based makerspace that provides industrial level technology in a center that can be accessed by students and the public to develop and create.

NetApp, a data services and data management company, opened their permanent new home for Wichita operations in January 2022. NetApp, a world leading solutions provider in digital transformation, is already one of the largest employers of Wichita State students and alumni.

Airbus Americas employs more than 300 at its Wichita Engineering Center in a 90,000-square-foot building on the Innovation Campus.

Textron Aviation and Spirit AeroSystems employees also share space on the Innovation Campus with Wichita State students to advance product innovation and help students better understand career opportunities within general aviation.

Deloitte created The Smart Factory @ Wichita is the living embodiment of manufacturing excellence, helping industry transform digital production and supply networks. It is part of a global interconnected network of experience centers, where you can experience end-to-end transformations that come to life through hands-on and virtual tools. The grand opening was held June 7, 2022.

The Wichita/Sedgwick County Law Enforcement Training Center on Innovation Campus is a hub for local law enforcement training and houses Wichita State's Criminal Justice program, allowing students to interact daily with professionals in the field.

Wichita State University
FY 2027 Revised and FY 2028 Budget Request

Section II: Budget Overview

Status of Research Activities and Future Initiatives

The Innovation Campus is adding amenities for gathering and leisure with the Braeburn Square restaurant/retail area and a 106-room Hyatt Place hotel. The Steve Clark YMCA and Student Wellness Center serves students, faculty and staff and the community.

Woolsey Hall, a 125,000-square-foot academic building in the heart of the Innovation Campus, opened in the fall of 2022. It is the new home of the W. Frank Barton School of Business.

The Digital Research and Transformation Hub opened in the summer of 2023. It is part of the National Institute for Research and Digital Transformation (NIRDT), an interconnected business solution provider and research consortium dedicated to accelerating the benefits of digital transformation for education, business, and society. NIRDT engages industry professionals to conduct research and engage with students and business partners in the application of digital transformation. The new space includes various data centers and networking labs to facilitate employment and optimization of digital twin, Internet of Things, convergence, and data science technologies.

WSU's National Institute for Aviation Research (NIAR) supports the aviation industry, FAA and U.S. Department of Defense (DoD) through research, development, testing, certification and training. NIAR provides hundreds of applied learning positions for students, giving them access to cutting-edge aviation research and manufacturing technology laboratories. The University remains first among all U.S. universities in business-financed aerospace engineering research and development (R&D) and ranks third in overall aerospace engineering R&D.

In 2020, NIAR opened the Advanced Virtual Engineering and Testing Labs (AVET), now named the Jerry Moran Center for AVET, which houses NIAR's Crash Dynamics, Virtual Engineering and Virtual Flight labs. The new space and equipment enable the institute to increase work volume and job opportunities, while providing more precise and efficient testing engineering development research.

NIAR's relationships with various units of the DoD continue to increase and drive new research programs and opportunities for Wichita State students. Wichita State has conducted teardown investigations for the DoD for more than 15 years and has been performing digital twin development programs with the commercial industry over the last decade.

Wichita State University
FY 2027 Revised and FY 2028 Budget Request

Section II: Budget Overview

Status of Research Activities and Future Initiatives

In 2018, digital twin programs started for the DoD. The programs supported by NIAR are critical to the sustainment and modernization of the U.S. military fleet. WSU teams are involved in digital twin programs for military vehicles including the AH-64 Apache, B-1 Lancer, F-16 fighter jet, UH-60 Black Hawk, M113 armored personnel carrier and KC-135 Stratofortress.

The Advanced Testing Lab for Aerospace Systems (ATLAS) was established in 2019 within a small lab space at NIAR's headquarters on the main Wichita State campus. Since then, it has grown to employ more than 100 research engineers and student technicians in multiple laboratory and office spaces at the headquarters and new south Wichita facility, totaling about 150,000 square feet. ATLAS is a makerspace for industry-scale automated manufacturing research including automated fiber placement (AFP), fiber patch placement for complex geometries, thermoplastic welding, and thermoplastic over-molding for multi-functional integrated structures. This manufacturing innovation center is an extension of the research and development capabilities of the global aerospace industry.

Club 95, named in homage to WSU's founding year of 1895, is a third-floor meeting and collaboration venue in Partnership Building 11 that functions as a dedicated space for high-level industry and community engagement. Club 95 fulfills the Kansas Board of Regents' mandate that Kansas research universities create physical spaces to engage with industry and community entities to foster new partnerships and increase university responsiveness. Club 95 not only strengthens Wichita State's position as a premier urban public research university but also underscores our commitment to making a tangible impact on the community through outreach and the practical application of knowledge and research.

The Hub for Advanced Manufacturing and Research (HAMR), part of Wichita State's National Institute for Aviation Research (NIAR), is a premier 170,000 square foot research, development and training facility powering the next wave of innovation in emerging technology, advanced materials, digital twin, advanced machining, additive manufacturing, automated fiber placement, and factory automation. HAMR brings together students, researchers, manufacturers, and government partners to work on real-world industry projects and enables students to move directly into careers with aerospace and manufacturing employers. It's located on the WSU Innovation Campus. HAMR is a regional catalyst to accelerate innovation, enabling organizations to prototype faster, validate smarter, and manufacture better. It was made possible by the U.S. Economic Development Administration's (EDA) Build Back Better Regional Challenge through the

Wichita State University
FY 2027 Revised and FY 2028 Budget Request

Section II: Budget Overview

Status of Research Activities and Future Initiatives

South Kansas Region's Driving Adoption: Smart Manufacturing Technologies initiative, with co-investment from Wichita State. This effort accelerates adoption of smart manufacturing among small and medium-sized businesses, building a more resilient, diversified advanced manufacturing hub for the region.

The Bureau of Alcohol, Tobacco, Firearms and Explosives (ATF) new field office on the Wichita State campus, enhance ATF's crime gun investigation capabilities. The strategic expansion builds on an already robust partnership between ATF and WSU.The new field office complements existing ATF facilities on the Wichita State campus, including the Crime Gun Intelligence Center of Excellence (CGI-COE) and the National Integrated Ballistic Information Network (NIBIN) National Correlation and Training Center II (NNCTC II). These facilities, established through prior collaborations with Senator Moran and Wichita State, have solidified this hub for cutting-edge forensic analysis, ballistic evidence processing, and advanced training for law enforcement. The CGI-COE, opened in May 2023, serves as a national model, equipping local, state, tribal, and federal agencies with state-of-the-art investigative techniques, technical applications, and innovative crime gun intelligence systems to combat violent crime.

Wichita State's Innovation Campus is located on 120 acres on the east side of the main campus. It is an interconnected community of partnership buildings where organizations establish operations and reap the rewards of the university's vast resources. The funds are used to establish and support the organizational structure of the Innovation Campus focused specifically on working with established businesses in the Wichita region to promote and develop joint research and support, expanding capacities to support entrepreneurial development of technology-based businesses through new business spinouts, licensing intellectual property, and supporting external entrepreneurs. The field office will enhance ATF's ability to translate research and technological advancements into real-world law enforcement operations. It will foster closer collaboration between ATF and law enforcement partners, creating a dynamic environment for developing and implementing strategies to address gun-related crime.

For FY 2027 the Legislature appropriated $2,000,000 and funding in FY 2028 is also initially budgeted at $2,000,000.

Wichita State University
FY 2027 Revised and FY 2028 Budget Request

Section II: Budget Overview

Status of Research Activities and Future Initiatives

Request for Legislative Action—Request to Carry Forward Funds into Fiscal Year 2028

It is extremely important to have any unexpended funds re-allocated the following year (FY 2028) in order to cover project expenses that have not cleared the State system by the end of FY 2027.

Wichita State University
FY 2027 Revised and FY 2028 Budget Request

Section II: Budget Overview

University Engineering Initiative Act

Wichita State University's College of Engineering has met the goal of the University Engineering Initiative. As seen in Table 1, undergraduate enrollment remains constant at 2,216 in Fall 2025, which is a 56% increase over 2008. The number of graduates in AY 2025 was 358, a 101% increase over 2008, as shown in Table 2. These numbers show Wichita State continues growing the number of graduates equipped with skillset, mindset, and experience to advance economic and technological prosperity, health, and well-being in Kansas.

Table 1. College of Engineering Undergraduate Headcount on 20th day by Student Class[1]

	2008	2011	2012	2013	2014	2015	2016	2017	2018	2019	2020	2021	2022	2023	2024	2025
Fr	406	373	390	429	502	461	483	458	471	500	464	513	543	523	491	498
So	246	270	314	357	413	394	400	444	425	439	434	349	387	432	444	403
Jr	279	286	329	395	383	461	450	456	483	469	424	465	421	476	452	467
Sr	487	609	623	708	800	770	842	883	872	929	900	847	798	755	829	848
Total	1,418	1,538	1,656	1,889	2,098	2,086	2,175	2,241	2,251	2,337	2,226	2,174	2,149	2,186	2216	2216

[1]Student enrolled on the 20th day of the calendar year's fall semester

Wichita State University
FY 2027 Revised and FY 2028 Budget Request

Section II: Budget Overview

University Engineering Initiative Act

Table 2. College of Engineering Bachelor Degrees Conferred by Academic Year[1]

	2008	2011	2012	2013	2014	2015	2016	2017	2018	2019	2020	2021	2022	2023	2024	2025	2026
Aerospace	30	33	51	47	64	63	56	44	41	45	62	72	67	50	58	53	68
Electrical & CS & Cyber	87	72	85	75	61	79	87	98	97	102	104	135	143	131	144	156	158
Industrial	14	21	14	15	27	24	14	30	33	24	39	37	37	44	36	45	28
Mechanical	47	71	66	64	72	79	84	99	112	109	96	86	76	76	61	66	60
Biomedical	--	--	--	7	15	16	28	23	40	33	41	61	35	31	25	27	30
Engr Tech & APEN	--	--	--	--	--	7	14	11	22	31	39	28	25	26	19	21	14
Total	178	197	216	208	239	268	292	305	345	344	380	419	383	358	343	368	358

[1] Degrees awarded by academic year (Summer-Fall-Spring)

Wichita State University
FY 2027 Revised and FY 2028 Budget Request

Section II: Budget Overview

University Engineering Initiative Act

Engineering Student Success Center

As part of our enrollment growth and student success plan, WSU established an Engineering Student Success Center (ESSC) in 2012 to help the faculty further provide a caring and supportive community that will attract undergraduate students and help them make progress toward degree completion. The Engineering Student Success Center supports the faculty in the attainment of enrollment, retention and graduation goals by creating and coordinating college-wide initiatives that support student and lifelong success. In total, the ESSC includes eight professionals (4 full-time + 1 part-time) working on student engagement, retention, and recruitment. Specifically, the ESSC houses various K-12 outreach programs, high school and community college recruitment, and retention programs and student coaching.

Recruitment and Outreach

The Engineering Student Success Center currently employs three people working on recruitment: a full-time Director of Recruitment, a full-time Engineering Recruitment Coordinator in Wichita, and a part-time recruiter in Kansas City. Together during AY2026, recruiting staff attended 78 college fairs, admissions and outreach events, made high school and community college visits, met with prospective undecided and transfer students, and hosted group visits on campus. In total, the team interacted with over 4,200 prospective students through the activities listed here.

The College of Engineering also offers a broad array of K-12 outreach programs aimed at increasing the number of domestic students pursuing engineering degrees and more specifically, students from groups under- represented in engineering. These outreach programs are focused on two objectives: increasing interest and aptitude in STEM subjects among elementary, middle, and high school students and persuading them to pursue engineering degrees. The following programs are led by faculty and industry partners in collaboration with the College of Engineering.

Engineering Summer Camps, offered annually to elementary, middle, and high school students. During summer of 2026, 14 camps on topics as varied as robotics, artificial intelligence, cybersecurity, biomedical engineering, electrical circuits, solar energy, and computer coding were offered that drew 296 total participants.

Wichita State University
FY 2027 Revised and FY 2028 Budget Request

Section II: Budget Overview

University Engineering Initiative Act

Shocker MINSDTORMS, a robotics competition for 3rd-8th graders in Spring 2026. During the 2025-2026 academic year, approximately 300 students participated and 19 teams.

Kansas BEST (Boosting Engineering, Science and Technology), a robotics competition for 9th-12th graders. In fall 2025, 17 teams competed with 239 total students.

Student Retention and Graduation

The College of Engineering is also employing several strategies to boost retention by establishing a community that helps students to graduate:

Great Expectations: Engineering Kansas Scholars (GEEKS): GEEKS is a free drop-in tutoring service that open Monday-Sunday when school is in session during the academic year. On average, there are 9-12 GEEKS peer tutors who provide tutoring in 50+ engineering and computer science courses. Each GEEKS tutor is certified to tutor in specific courses based on their academic background to assure the highest quality of support. From August 2025 through July 2026, 217 unique students recorded 1,039 check-ins. Students collectively logged hours of tutoring and studying in GEEKS, with the average duration of a visit to GEEKS being approximately minutes.

Engineering Living Learning Community (E-LLC) offered around 50 College of Engineering freshmen a place to live together in the freshman residential building, sharing a common engineering co-curriculum and academic experiences in a collaborative, supportive environment. Engineering students who live in an LLC have increased access to tutoring services, leadership opportunities, and industry professionals through LLC-specific programming.

Wichita State University
FY 2027 Revised and FY 2028 Budget Request

Section II: Budget Overview

University Engineering Initiative Act

ACE Mentoring Program was offered for the ninth time during the fall 2025 semester with continued success. In ACE, upper-division students' mentor incoming freshmen and transfer College of Engineering majors. ACE mentors meet with their mentees at least once per month and attend social activities during the semester. During the fall 2025 semester, 84 new students were mentored by 49 upper-division mentors from various majors throughout the college

Navigate from EAB allows us to combine technology and best practice research in analyzing data to improve retention and graduation rates within the CoE. Campaigns target students with downward trending GPAs, with high support levels due to incoming risk indicators, and those who may be at risk of not persisting to graduation based on key identifiers (part-time status, multiple repeated courses, low credits attempted-to-credits earned ratio). Students are connected through their academic and faculty advisors, as well as a success coach, to resources within the college and university to help improve academic student success.

Enhanced First-Year Experience. Research shows that more hands-on experiences at the freshman level improve retention, especially with women and minorities. In response, UEIA funds were used to create an experiential, team project-based learning experience in our *Introduction to Innovation and Technology* course, which is open to all majors. Through instruction and hands-on projects, first-year students are guided through the design thinking process to develop innovative and creative problem-solving skills, focusing on empathy to understand the user and design to their needs. Students work in multi- disciplinary teams, applying design thinking to a final project that requires them to build a working prototype that addresses a specific identified need in the community, third world country, or society at large.

Transfer Student Recruitment

The College of Engineering has developed efforts targeted at increasing the number of students coming from community colleges. During AY2025, Wichita State continued its existing articulation agreements with community and technical colleges but did not sign any new agreements. Data related to transfer student recruitment is included in the *Recruitment of Prospective Students* section above.

Wichita State University
FY 2027 Revised and FY 2028 Budget Request

Section II: Budget Overview

University Engineering Initiative Act

Cooperative Education

A significant indicator that the WSU College of Engineering is already meeting the demand of Kansas employers for engineers is the successful Cooperative Education program, which places students with Kansas and U.S. Employers. Annually over 400 plus Engineering students work at approximately 147 different employers with a majority (85+%) of the students having worked in Co-op or Internship experience with Kansas firms

Growth of New Programs

Wichita State College of Engineering currently offers ten undergraduate programs: Aerospace Engineering, Applied Computing, Biomedical Engineering, Computer Engineering, Computer Science, Electrical Engineering, Industrial Engineering, Product Design and Manufacturing Engineering, Mechanical Engineering, and Engineering Technology (renamed to Applied Engineering).

Biomedical Engineering - The Biomedical Engineering program was created after, and in response to, the passage of the UEIA. The program started as Bioengineering, but changed its name to Biomedical Engineering in 2014, which better reflects the content of the program and better attracts quality students. The program integrates physical, chemical, mathematical sciences, and engineering principles for the study of biology, medicine, behavior, or health. Biomedical engineering advances fundamental concepts and develops materials, processes, implants, devices, and informatics approaches for the prevention, diagnosis, and treatment of diseases for patient rehabilitation and improved health. The program has attracted a diverse body of students, many of whom would otherwise have chosen a non-engineering discipline and has grown steadily and significantly in enrollment. Fall semester undergraduate enrollments have increased from 60 in 2011 to 126 in fall 2026. The WSU College of Engineering granted 30 bachelor's degrees in BME in AY2026 for a total of 364 to date. A master's program began in January 2017 and a PhD program began in fall 2020.

Wichita State University
FY 2027 Revised and FY 2028 Budget Request

Section II: Budget Overview

University Engineering Initiative Act

Engineering Technology/Applied Engineering - Engineering Technology, created after and in response to the passage of the UEIA, is a hands-on program based upon engineering, technology, and practical design principles incorporating innovation and entrepreneurship needed to equip students for careers in engineering and technology areas. The BS in Engineering Technology at WSU offers four areas of concentration: a) civil engineering technology, b) engineering technology management, c) mechatronics technology, and d) facilities management, a new concentration launched in fall 2019 in response to local industry demand. The ET program is seeing steady growth from 23 students in its inaugural semester of fall 2013 to 70 in fall 2025. To date, the ET program has produced 177 total graduates. KBOR approved changing the name of the engineering technology program to applied engineering in 2023-24, and with the graduation of 14 students from the program in AY2026, we are in the process of applying to accredit the program from the Engineering Accreditation Commission (EAC) as the other engineering programs in the college

Applied Computing - Applied Computing, created after and in response to the passage of the UEIA, is a flexible program that focuses on developing applied computing skills. With a focus on experiential learning, students will prepare for careers in computer analytics, cybersecurity, data analysis, game development and social media applications. The program launched in 2019 with 39 students in fall 2019 and has grown to 81 students in fall 2025, an increase of 108%. The program had its first graduate in fall 2021 and had 17 graduates in AY2025. The Applied Computing program had a strong emphasis in cybersecurity and received permission from KBOR to change the name of the program to Bachelor of Science in Cybersecurity. The new program will seek ABET accreditation once we have a graduate.

Industry Partnerships

A significant indicator that the WSU College of Engineering is already meeting the demand of Kansas employers for engineers is the successful Cooperative Education program, which places students with Kansas and U.S. Employers. Annually over 400 plus Engineering students work at approximately 147 different employers with a majority (85+%) of the students having worked in Co-op or Internship experience with Kansas firms. These include Airbus Americas, Spirit

Wichita State University
FY 2027 Revised and FY 2028 Budget Request

Section II: Budget Overview

University Engineering Initiative Act

AeroSystems, Textron Aviation, NetApp, Dassault Systems, Hexagon, Deloitte and Martin Defense Group. Prior to COVID-19, our industry colleagues regularly joined us for social and professional gatherings – we are all focused on creating interaction between academics and industry professionals to spur innovation. Additionally, the College of Engineering and academic departments within the college are advised by industry technical experts through the college and departmental industrial advisory boards. About 90 industry members from 64 companies provide input to the engineering curriculum and programs.

Following is a list of companies that serve on industry advisory boards: Accuweather, Anser, AirExcel Industries, Airbus Americas, American Red Cross, Beechcraft, Black & Veatch, BioNexus KC, BCX Consulting, BioKansas, Boeing Company, Bombardier/Learjet, Butler County Community College, Burns and McDonnell, Case New Holland, Cerebral Palsy Research Foundation, CISCO, City of Wichita, Complete Landscaping Systems, CPRF, Convergit, Data Direct Networks, Envision Research Institute, Evergy, Excel Ind., FBI, Garmin International, Goddard Public Schools, Great Plains Industries, HighTouch, IBM Cloud Platform Services, Integra Technologies, IFMA, INVISTA, Johnson Controls, Koch Glitsch, Koch Industries, Lockheed Martin Aeronautics, LP Technologies, Medtronic, Medical Device Academy, MKEC Engineering, NetApp, National Institute of Aviation Research, Pattern Insight, Piping and Equipment, Providence Physical Therapy, RBS IT Solutions, Salina Area Technical College, Sophos, Spirit AeroSystems, SmashDev, Sunflower Electric, TE Connectivity, Textron Aviation/Cessna, TriMedx, TSI Technologies, UPS, Upsher-Smith Laboratories, Wichita Public Schools, Wichita Radiology Group, WSU Tech, and Viaanix.

Results and Progress

The above efforts have corresponded with trend-line gains in undergraduate enrollments and bachelor's degrees awarded, with an overall increase of 76% in enrollment and a 101% increase in number of graduates in AY 2026 as compared over AY2008.

Wichita State University
FY 2027 Revised and FY 2028 Budget Request

Section II: Budget Overview

University Engineering Initiative Act

Summary of UEIA expenditures

- **Faculty -** The College of Engineering is in a period of rapid expansion of its faculty to support a rapidly increasing number of undergraduate students. We have grown from 43 faculty members during fall 2012 to 73 during fall 2026. UEIA funds, along with UEIA matching funds, and are used to cover several faculty salaries. These additional hires have allowed the college to offer new programs and courses.
- **Staff -** During AY2026, UEIA paid for eleven (11) staff members supporting the Engineering Student Success Center (ESSC), academic advising, scholarship programs, and college laboratories. Funds were also used to pay teaching support staff.
- **Engineering Student Success Center (ESSC) Operations -** UEIA funds are used for ESSC operations, described in section 2 above. These operations focus on outreach, recruitment and retention of students.
- **Experiential Engineering Building and Partnership 2 Building -** UEIA funds are being applied to debt payments for the new John Bardo Center, formerly known as the Experiential Engineering Building. The building, which opened in January 2017, is a project-based experiential learning environment for bringing engineering fundamentals to life and supporting an integration of engineering and entrepreneurial education.

Wichita State University
FY 2027 Revised and FY 2028 Budget Request

Section II: Budget Overview
Comparison of Fringe Benefit Rates Between FY 2026 through FY 2028

Fringe Benefits	FY 2026 Rate	FY 2027 Rate	FY 2028 Rate
KPERS Retirement Rate	11.68%	11.32%	11.38%
Regents Police Officer Retirement	24.69%	24.02%	24.53%
Regents Retirement	8.50%	8.50%	8.50%
Death and Disability Insurance Benefit	1.00%	1.00%	1.00%
FICA Rate	7.65%	7.65%	7.65%
FICA Maximum Salary for OASDI			
Paychecks Issued July1-December 31	$176,100	184,500	190,200
Paychecks Issued January 1-June 30	$183,600	190,200	198,900
Workers Compensation Assessment	0.207%	0.198%	0.173%
Unemployment Compensation	0.00%	0.02%	0.04%
State Leave Payment Assessment	0.47%	0.52%	0.54%
Single Member Health Insurance Premium (Monthly)			
Full-Time Employees	$843.60	$909.14	$1,049.18
Part-Time Employees	$684.12	$736.86	$849.24
Dependent Health Insurance Premium (Monthly)			
Full-Time Employees	$391.18	$421.62	$486.70
Part-Time Employees	$309.04	$333.02	$384.24
Healthy Kids Health Insurance Premium (Monthly)			
Full-Time Employees	$1,308.90	$1,410.82	$1,628.74
Part-Time Employees	$1,054.68	$1,136.34	$1,310.58

Wichita State University
FY 2027 Revised and FY 2028 Budget Request

Section II: Budget Overview

Third Party Debt/ Lease Financing Agreements

	FY 2026 Actual			FY 2027 Budget			FY 2028 Budget		
	Principal	Interest	TOTAL	Principal	Interest	TOTAL	Principal	Interest	TOTAL
1 **Air Capital Flight Line** Aircraft hangar - 3800 S Oliver, Buildings 13L, 23L, Wichita, KS	$ 285,247	$ 68,519	$ 353,766	$ 294,458	$ 70,663	$ 365,121	$ 198,698	$ 13,699	$ 212,397
2 **Air Capital Flight Line** Aircraft hangar - 3800 S Oliver, Building 174H MDL Lab, Wichita, KS	$ 119,582	$ 5,221	$ 124,803	$ 166,245	$ 3,904	$ 170,149	$ 42,629	$ 220	$ 42,849
3 **Air Capital Flight Line** Aircraft hangar - 3800 S Oliver, Building 140H HighBay, Wichita, KS	$ 802,660	$ 125,040	$ 927,700	$ 829,005	$ 116,874	$ 945,879	$ 874,486	$ 107,748	$ 982,234
4 **Air Capital Flight Line** Aircraft hangar - 3800 S Oliver, Building 140H LowBay, Wichita, KS	$ 336,393	$ 49,169	$ 385,563	387,972	$ 49,418	$ 437,390	392,140	$ 45,250	$ 437,390
5 **CMD - Alumni Building** Use for CMD training programs	$ -	$ -	$ -	$ -	$ -	$ -	$ -	$ -	$ -
6 **Co-Co Properties, LLC** Wichita Mall Building, classrooms and Shocker Studios. 3805 E. Harry, Wichita KS 67218	$ 110,247	$ 68,587	$ 178,834	$ 113,643	$ 65,191	$ 178,834	$ 167,185	$ 60,785	$ 227,970
7 **Palmer Partners, LLC** Office space for KMUW. 121 N Mead, Suite 200, Wichita KS	$ 112,061	$ -	$ 112,061	$ 64,430	$ 9,627	$ 74,057	$ 80,826	$ 7,337	$ 88,163
8 **Groover Labs** Office/storage space 334 N St. Francis Wichita, KS	$ -	$ -	$ -	$ -	$ -	$ -	$ -	$ -	$ -
9 **WSU Union Corporation** Meeting/presentation space - Rhatigan Student Center, WSU Campus	$ -	$ -	$ -	$ -	$ -	$ -	$ -	$ -	$ -

Wichita State University
FY 2027 Revised and FY 2028 Budget Request

Section II: Budget Overview

Third Party Debt/ Lease Financing Agreements

	FY 2026 Actual			FY 2027 Budget			FY 2028 Budget		
	Principal	Interest	TOTAL	Principal	Interest	TOTAL	Principal	Interest	TOTAL
10 **Plant B Partners, LLC** Office/Classrooms at 213 N Mead, Wichita KS	$ 667,454	$ 34,455	$ 701,909	$ 702,831	$ 12,577	$ 715,408	$ -	$ -	$ -
11 **USD 261 Haysville** Operating classes, student lounge, administrative offices	$ -	$ -	$ -	$ -	$ -	$ -	$ -	$ -	$ -
12 **NIAR ASTEC (COLISEUM P1)** Storage and warehouse space (for Aircraft/NIAR)	$ 238,701	$ 98,799	$ 337,500	$ 256,918	$ 90,707	$ 347,625	$ 275,696	$ 82,054	$ 357,750
13 **NIAR ASTEC (COLISEUM P2)** Storage and warehouse space (for Aircraft/NIAR)	$ 164,797	$ 8,259	$ 173,056	$ 197,100	$ 7,067	$ 204,167	$ 134,607	$ 1,504	$ 136,111
14 **NIAR KS COLISEUM** Testing of aircraft/aviation parts and related activities and services	$ 498,792	$ 82,008	$ 580,800	$ 504,307	$ 76,493	$ 580,800	$ 529,077	$ 71,083	$ 600,160
15 **OLDTOWN CAMPUS - 238 Partners LLC** General office, classroom and general educational lab sapce. 238 N Mead	$ 54,378	$ 10	$ 54,388	$ -	$ -	$ -	$ -	$ -	$ -
16 **PTAC AT PSU** Locked office space or for related uses that are approved by University	$ -	$ -	$ -	$ -	$ -	$ -	$ -	$ -	$ -
17 **Innovation Partnership Building 2 - COE** General office, classroom and general educational lab sapce.	$ 225,176	$ 17,605	$ 242,781	$ 235,997	$ 10,426	$ 246,423	$ 205,070	$ 3,053	$ 208,123
18 **Innovation Partnership Building 2 - MLL** General office, classroom and general educational lab sapce.	$ 79,673	$ 342	$ 80,015	$ 13,489	$ 12	$ 13,501	$ -	$ -	$ -

Wichita State University
FY 2027 Revised and FY 2028 Budget Request

Section II: Budget Overview

Third Party Debt/ Lease Financing Agreements

	FY 2026 Actual			FY 2027 Budget			FY 2028 Budget		
	Principal	Interest	TOTAL	Principal	Interest	TOTAL	Principal	Interest	TOTAL
19 **Innovation Partnership Building 2 - DTL** General office, classroom and general educational lab sapce.	$ 99,196	$ 426	$ 99,622	$ 16,794	$ 14	$ 16,809	$ -	$ -	$ -
20 **Innovation Partnership Building 2 - NARP** General office, classroom and general educational lab sapce.	$ 126,403	$ 4,836	$ 131,239	$ 76,793	$ 867	$ 77,660	$ -	$ -	$ -
21 **ROWING/RIVER VISTA** Storage, cleaning, repairing and maintaining crew boats and related equipment, for crew practice, crew competitions and events, team meetings, etc.	$ 1	$ -	$ 1	$ 1	$ -	$ 1	$ 1	$ -	$ 1
22 **UUMC PARKING LOT** Student parking faculty staff parking, visitor parking, WSU-sponsored event parking and special event parking	$ 15,000	$ -	$ 15,000	$ 15,000	$ -	$ 15,000	$ 15,000	$ -	$ 15,000
23 **Air Capital Flight Line** Aircraft hangar - 3800 S Oliver, Building Wing Shelter, Wichita, KS	$ 153,415	$ 6,394	$ 159,809	$ 190,661	$ 4,539	$ 195,200	$ 33,186	$ (653)	$ 32,533
24 **Air Capital Flight Line** Aircraft hangar - 3800 S Oliver, Building 163N, Wichita, KS	$ 591,391	$ 318,441	$ 909,832	$ 676,810	$ 364,436	$ 1,041,246	$ 690,346	$ 371,725	$ 1,062,070
25 **DMG Mori Finance** 20219 DMU 340 Gantry 5 Axis Gantry Machine 20245 DMU340 Gantry 5 Axis GantryMachine	$ 519,903	$ 83,682	$ 603,585	$ 784,993	$ 50,275	$ 835,268	$ 1,008,855	$ 325,664	$ 1,334,520

Wichita State University
FY 2027 Revised and FY 2028 Budget Request

Section II: Budget Overview

Third Party Debt/ Lease Financing Agreements

		FY 2026 Actual			FY 2027 Budget			FY 2028 Budget		
		Principal	Interest	TOTAL	Principal	Interest	TOTAL	Principal	Interest	TOTAL
26	**Innovation Partnership Building 3 - NSDL** General office, academic and research, software development and laboratory purposes	$ -	$ -	$ -	$ -	$ -	$ -	$ -	$ -	$ -
27	**Innovation Partnership Building 2 - IDP Contracts** General office, academic and research, software development and laboratory purposes	$ 124,920	$ 2,883	$ 127,803	$ 124,471	$ 5,249	$ 129,720	$ 108,055	$ 1,503	$ 109,558
28	**NIAR KS COLISEUM** NIAR ASTEC AB CA	$ 114,632	$ 33,768	$ 148,400	$ 125,481	$ 29,744	$ 155,225	$ 132,074	$ 25,426	$ 157,500
29	**Air Capital Flight Line** Aircraft hangar - 3800 S Oliver, Buildings 16K, Wichita, KS	$ 228,714	$ 7,536	$ 236,250	$ 240,860	$ 4,840	$ 245,700	$ 20,427	$ 48	$ 20,475
30	**Triad Properties** Huntsville	$ 238,023	$ 14,981	$ 253,003	$ 252,164	$ 8,429	$ 260,593	$ 176,869	$ 1,854	$ 178,723
31	**Schneider Law Firm, LLC** Topeka Building Lease	$ 43,441	$ 4,526	$ 47,967	$ 46,217	$ 3,121	$ 49,338	$ 49,056	$ 1,653	$ 50,709
32	**Groover Labs** Great Plains Mission Acceleration Center	$ 32,665	$ 3,335	$ 36,000	$ 35,110	$ 2,240	$ 37,350	$ 36,732	$ 1,068	$ 37,800
33	**Harvester Arts** Shift Space Gallery	$ 13,815	$ 1,785	$ 15,600	$ 14,265	$ 1,335	$ 15,600	$ 14,728	$ 872	$ 15,600
34	**MWCB,LLC** PB11	$ 314,676	$ 219,079	$ 533,755	$ 341,194	$ 208,593	$ 549,787	$ 368,557	$ 197,772	$ 566,329
35	**MWCB Rock Road, LLC** Project Gambit	$ 80,247	$ 39,663	$ 119,910	$ 114,526	$ 36,548	$ 151,074	$ 149,893	$ 32,389	$ 182,282
36	**Delano Investments LLC** CEI	$ 261,406	$ 10,877	$ 272,283	$ 291,675	$ 5,361	$ 297,036	$ 24,674	$ 79	$ 24,753

Wichita State University
FY 2027 Revised and FY 2028 Budget Request

Section II: Budget Overview

Third Party Debt/ Lease Financing Agreements

	FY 2026 Actual			FY 2027 Budget			FY 2028 Budget		
	Principal	Interest	TOTAL	Principal	Interest	TOTAL	Principal	Interest	TOTAL
37 Dell Technologies Equipment. Server, storage, and network infrastructure to support Wichita State University's transition away from VMware.	$ 69,368	$ -	$ 69,368	$ 69,368	$ -	$ 69,368	$ 69,368	$ -	$ 69,368
38 Ewy, Katherine M. Sustainment	$ 31,358	$ 1,642	$ 33,000	$ 32,519	$ 481	$ 33,000	$ -	$ -	$ -
TOTAL	**$ 6,753,734**	**$ 1,311,869**	**$ 8,065,603**	**$ 7,215,297**	**$ 1,239,031**	**$ 8,454,328**	**$ 5,798,235**	**$ 1,352,133**	**$ 7,150,367**

Wichita State University
FY 2027 Revised and FY 2028 Budget Request
Capital Improvements

	Fiscal Year 2027	Fiscal Year 2028
Capital Projects - DA-418B		
Henrion HVAC Improvements	$2,080,000	$0
Note: Funding for this project is from SGF capital renewal funds, EBF funds, and private gifts.		
Wichita Biomedical Campus	$76,671,291	$0
Note: Funding for this project is from state grant funds, private gifts, and ARPA funds.		
Shocker Fly Lab	$1,500,000	$2,800,000
Note: Funding for this project is from private gifts.		
University Stadium Project	$17,320,000	$25,980,000
Note: Funding for this project is from local funds, private gifts, and revenue bonds.		
Wilkins Stadium Project	$5,500,000	$0
Note: Funding for this project is from local funding and private gifts.		
Total Capital Improvements	**$103,071,291**	**$28,780,000**
Other Capital Projects and Maintenance		
Housing Maintenance Projects (fund 5100-5250)	$1,200,000	$1,200,000
Parking Maintenance and Improvements (fund 5159-5040)	$507,000	$507,000
Demolition of Buildings (fund 1000-8510)	$1,364,021	$0
Kansas Campus Restoration (fund 2860-2860)	$3,506,948	$0
Deferred Maintenance Support Fund Projects (fund 2489-2489)	$6,546,667	$0
Total Other Capital Projects and Maintenance	**$13,124,636**	**$1,707,000**
Rehabilitation and Repair Projects for Institutions of Higher Education		
Geology Building Remodel (fund 8001-8318)	$4,200,000	$0
Various Projects - Education Building Fund (fund 8001-8318)	$4,890,659	$0
	$9,090,659	**$0**
Total Capital Improvements	**$125,286,586**	**$30,487,000**

Wichita State University
FY 2027 Revised and FY 2028 Budget Request

Section II: Budget Overview
Request for Legislative Action

Funds to be Included in the Appropriation Bill

Fund Name	Fund Number	DA 404 Included in Budget Request	Expenditure Limitation	Reappropriation Authority	Official Hospitality	Additional Information
Requested changes are highlighted below in red font.						
Funds Included in Appropriations Bill						
SGF - Operating Expenditures-Including Official Hospitality	1000-0003	Yes	SGF Approp.	Yes	Yes	Maintain in Approp. Bill
SGF - Technology Transfer Facility	1000-0005	Yes	SGF Approp.	Yes		Maintain in Approp. Bill
SGF - Aviation Infrastructure	1000-0010	Yes	SGF Approp.	Yes		Maintain in Approp. Bill
SGF - Aviation Research	1000-0015	Yes	SGF Approp.	Yes		Maintain in Approp. Bill
SGF - Digital Transformation	1000-0020	Yes	SGF Approp.	Yes		Maintain in Approp. Bill
SGF - Business Partnership	1000-0030	Yes	SGF Approp.	Yes		Maintain in Approp. Bill
SGF - Capital Renewal Transfer	1000-0320	Yes	SGF Approp.	Yes		Maintain in Approp. Bill
SGF - Student Financial Aid	1000-0350	Yes	SGF Approp.	Yes		Maintain in Approp. Bill
SGF - Health Science Center	1000-0800	Yes	SGF Approp.	Yes		Maintain in Approp. Bill
SGF - Demolition	1000-8510	Yes	SGF Approp.	Yes		Maintain in Approp. Bill
General Fees Fund	2112-2000	Yes	No Limit		Yes	Maintain in Approp. Bill
General Fees Fund-Federal Grants State Match	2112-2100	Yes	No Limit		Yes	Maintain in Approp. Bill
Kan-Grow Engineering Fund - WSU	2155-2155	Yes	No Limit			Maintain in Approp. Bill
Faculty of Distinction Matching Fund	2477-2400	Yes	No Limit			Maintain in Approp. Bill
Deferred Maintenance Support Fund	2489-2489	Yes	No Limit			Maintain in Approp. Bill
Kansas Career Work Study Program Fund	2536-2020	Yes	No Limit			Maintain in Approp. Bill
Restricted Fees Fund	2558-2030	Yes	No Limit		Yes	Maintain in Approp. Bill
Restricted Fees Fund-Maintenance of Effort	2558-2040	No	No Limit			Maintain in Approp. Bill
Restricted Fees Fund-External	2558-3000	Yes	No Limit		Yes	Maintain in Approp. Bill
Restricted Fees Fund-Research	2558-4000	Yes	No Limit		Yes	Maintain in Approp. Bill
Kansas Campus Restoration Fund	2860-2860	Yes	No Limit			Maintain in Approp. Bill
Health Collaboration Fund	2878-2878	Yes	No Limit			Maintain in Approp. Bill
Sponsored Research Overhead Fund	2908-2080	Yes	No Limit			Maintain in Approp. Bill
University Federal Fund	3149-3140	Yes	No Limit			Maintain in Approp. Bill
Economic Opportunity Act-Federal Fund	3265-3100	Yes	No Limit			Maintain in Approp. Bill
Educational Opportunity Grant-Federal Fund	3266-3110	Yes	No Limit			Maintain in Approp. Bill
Pell Grants Federal Fund	3366-3120	Yes	No Limit			Maintain in Approp. Bill
American Rescue Plan State Relief	3756-3536	Yes	No Limit			Maintain in Approp. Bill
WSU Housing Systems Revenue Fund	5100-5250	Yes	No Limit			Maintain in Approp. Bill
Parking System Project Revenue Fund-KDFA Bonds	5148-5000	Yes	No Limit			Maintain in Approp. Bill

Wichita State University
FY 2027 Revised and FY 2028 Budget Request

Section II: Budget Overview
Request for Legislative Action

Funds to be Included in the Appropriation Bill

Fund Name	Fund Number	DA 404 Included in Budget Request	Expenditure Limitation	Reappropriation Authority	Official Hospitality	Additional Information
Parking System Project-Maintenance Fund-KDFA Revenue Bonds	5159-5040	Yes	No Limit			Maintain in Approp. Bill
WSU Housing System Surplus Fund	5620-5270	Yes	No Limit			Maintain in Approp. Bill
Scholarship Funds Fund	7211-7000	Yes	No Limit			Maintain in Approp. Bill
National Direct Student Loan Fund (Perkins Loan Fund)	7519-7010	Yes	No Limit			Maintain in Approp. Bill
Educational Building Fund-EBF Rehab/Repair Projects	8001-8318	Yes	No Limit			Maintain in Approp. Bill
Service Clearing Funds	6008	No	No Limit			Maintain in Approp. Bill
Suspense Fund	9077	No	No Limit			Maintain in Approp. Bill
Housing System Suspense Fund	5705-5160	No	No Limit			Maintain in Approp. Bill
WSU Housing System Depreciation and Replacement Fund	5800-5260	No	No Limit			Maintain in Approp. Bill
Nine Month Payroll Clearing Fund	7717-7030	No	No Limit			Maintain in Approp. Bill
Temporary Deposit Fund	9059-9500	No	No Limit			Maintain in Approp. Bill
Mandatory Retirement Annuity Clearing Fund	9144-9520	No	No Limit			Maintain in Approp. Bill
Voluntary Tax Shelter Annuity	9169-9530	No	No Limit			Maintain in Approp. Bill
Agency Payroll Deduction Clearing Fund	9198-9400	No	No Limit			Maintain in Approp. Bill
Pre-Tax Parking Clearing Fund	9226-9200	No	No Limit			Maintain in Approp. Bill

Funds That Can Be Removed From Upcoming Appropriations Bill

N/A

Wichita State University
FY 2027 Revised and FY 2028 Budget Request

Section II: Budget Overview
Request for Legislative Action

Funds to be Included in the Appropriation Bill

Fund Name	Fund Number	DA 404 Included in Budget Request	Expenditure Limitation	Reappropriation Authority	Official Hospitality	Additional Information
Funds Removed From Appropriations Bill in Previous Years						
Science Research Development Facility KDFA Revenue Fund	2927	No	No Limit			Removed in Prev. Years
University Payroll Fund	9808	No	No Limit			Removed in Prev. Years
Matching Education Opportunity Grant Fund	2480-2480	No	No Limit			Removed in Prev. Years
Leveraging Educational Assistance Partnership	3119-3190	No	No Limit			Removed in Prev. Years
Housing System Renovation KDFA Fund	5006	No	No Limit			Removed in Prev. Years
Housing System Renovation-KDFA 2002P Bond Reserve Account	5006-5221	No	No Limit			Removed in Prev. Years
Housing System Renovation-KDFA 2010D Principal and Interest Accoun	5006-5223	No	No Limit			Removed in Prev. Years
Housing System Renovation-KDFA 2010D Project Account	5006-5224	No	No Limit			Removed in Prev. Years
Housing System Renovation-KDFA 2010D COI Account	5006-5225	No	No Limit			Removed in Prev. Years
Housing System Renovation-KDFA 2010D Bond Reserve Account	5006-5226	No	No Limit			Removed in Prev. Years
Health Professions Student Assistance Program Loans Fund	7520-7020	No	No Limit			Removed in Prev. Years
SEDIF-Aviation Infrastructure	1900-1210	No	No Limit			Removed in Prev. Years
Infrastructure Maintenance Fund	2849-2840	No	No Limit			Removed in Prev. Years
Federal Grant Fund-ARRA	263-3225/324	No	No Limit			Removed in Prev. Years

Wichita State University

FY 2027 Revised and FY 2028 Budget Request

FTE Written Analysis

FTE by Program

Program	FY 26 FTE	FY 27 FTE	Change
41000 - Institutional Support	159.36	154.00	(5.36)
42000 - Instruction	762.52	715.40	(47.12)
43000 - Academic Support	276.82	268.24	(8.58)
44000 - Student Services	271.41	258.49	(12.92)
45000 - Research	774.69	854.36	79.67
46000 - Public Service	232.42	237.30	4.88
48000 - Auxiliary Enterprises	54.73	51.79	(2.94)
96000 - Physical Plant Operations	208.77	198.97	(9.80)
97000 - Service Clearing	17.00	20.00	3.00
TOTAL	**2,757.72**	**2,758.55**	**0.83**

* Please note, the Service Clearing Program is not included in the state budget submission.

Wichita State University's total FTE count remained nearly flat, increasing by 0.83 FTEs from 2,757.72 in FY26 to 2,758.55 in FY27. While General Use budget constraints resulted in reductions across several operating programs, these decreases were largely offset by growth in Research (79.67 FTEs).

- **Institutional Support (41000):** This program decreased by 5.36 FTEs.

- **Instruction (42000):** The largest decrease came from Instruction, with 47.12 FTEs eliminated primarily due to the university's General Use budget reduction. The reduction reflects efforts to consolidate activities, reduce redundancy, and evaluate course fill rates, bringing total FTEs to 715.40, down from 762.52 in FY 2026.

- **Academic Support (43000):** With 7.32 FTEs being added in Academic Administration, Academic Support decreased by 8.58 FTEs.

- **Student Services (44000):** A total of 12.92 FTEs were removed from this program's budget, with the largest reduction occurring in Social and Cultural Development.

Wichita State University

FY 2027 Revised and FY 2028 Budget Request

FTE Written Analysis

- **Research (45000):** Research increased by 79.67 FTEs primarily driven by growth in Institutes and Research Centers and other grand-funded research positions.

- **Public Service (46000):** Public Service increased by 4.88 FTEs, with reductions in Community Service being balanced by growth in Community Education.

- **Auxiliary Enterprises (48000):** Auxiliary Enterprises decreased by 2.94 FTEs.

- **Physical Plant Operations (96000):** For FY 2027, 9.80 FTEs were eliminated, bringing the total FTE count to 198.97.

- **Service Clearing (97000):** Service Clearing's FTE count increased 3.00 FTEs in FY 2027. These positions are considered off-budget and are not included in the state budget submission.

Wichita State University
FY 2027 Revised and FY 2028 Budget Request

Section II: Current Year Overview
Table A: FTE Analysis

	FY 2026 Budget			FY 2027 Current Year Budget			FY 2028 Budget Request		
	GU	RU	Total	GU	RU	Total	GU	RU	Total
University Support Staff									
Educational and General	160.02	4.98	165.00	132.12	8.45	140.57	132.12	8.45	140.57
Auxiliaries	0.00	15.00	15.00	0.00	14.00	14.00	0.00	14.00	14.00
Service Clearing	0.00	2.00	2.00	0.00	1.00	1.00	0.00	1.00	1.00
Total Classified	160.02	21.98	182.00	132.12	23.45	155.57	132.12	23.45	155.57
Unclassified Positions									
Educational and General	1,121.67	1,398.32	2,519.99	1,084.52	1,461.67	2,546.19	1,084.52	1,461.67	2,546.19
Auxiliaries	1.00	38.73	39.73	0.51	37.28	37.79	0.51	37.28	37.79
Capital Improvements	0.00	1.00	1.00	0.00	0.00	0.00	0.00	0.00	0.00
Service Clearing	0.00	15.00	15.00	0.00	19.00	19.00	0.00	19.00	19.00
Total Unclassified	1,122.67	1,453.05	2,575.72	1,085.03	1,517.95	2,602.98	1,085.03	1,517.95	2,602.98
Total FTE	1,282.69	1,475.03	2,757.72	1,217.15	1,541.40	2,758.55	1,217.15	1,541.40	2,758.55
Total FTE by Program									
41000 - Institutional Support	136.29	23.07	159.36	131.93	22.07	154.00	131.93	22.07	154.00
42000 - Instruction	528.81	233.71	762.52	495.02	220.38	715.40	495.02	220.38	715.40
43000 - Academic Support	225.06	51.76	276.82	224.16	44.08	268.24	224.16	44.08	268.24
44000 - Student Services	168.79	102.62	271.41	158.24	100.25	258.49	158.24	100.25	258.49
45000 - Research	3.83	770.86	774.69	1.31	853.05	854.36	1.31	853.05	854.36
46000 - Public Service	12.99	219.43	232.42	12.88	224.42	237.30	12.88	224.42	237.30
48000 - Auxiliary Enterprises	1.00	53.73	54.73	0.51	51.28	51.79	0.51	51.28	51.79
96000 - Physical Plant Operations	205.92	2.85	208.77	193.10	5.87	198.97	193.10	5.87	198.97
97000 - Service Clearing	0.00	17.00	17.00	0.00	20.00	20.00	0.00	20.00	20.00
Total FTE	1,282.69	1,475.03	2,757.72	1,217.15	1,541.40	2,758.55	1,217.15	1,541.40	2,758.55

* The Service Clearing Program is not included in the state budget submission.

Resource Estimates by Fund
DA 404

404 Report

Agency: 00715 Wichita State University
Version: 2028-A-02-00715

Fund Number: 1000 0003 Name: OPERATING EXP-INCLD OFF HOS	FY 2026 Actuals	FY 2027 Adjusted Budget Request	FY 2028 Adjusted Budget Request
40001 APPROPRIATION	81,643,420	80,917,373	84,997,000
40002 REAPPROPRIATION	569,696	0	0
40004 TRANSFERS	916,500	0	0
40005 LAPSES	(204,788)	0	0
Total Available	82,924,828	80,917,373	84,997,000
Total Reportable Expenditures	82,924,836	80,917,373	84,997,000
Total Expenditures	82,924,836	80,917,373	84,997,000
Balance Forward	(8)	0	0

404 Report

Agency: 00715 Wichita State University
Version: 2028-A-02-00715

Fund Number: 1000 0005 Name: SGF-TECHNOLGY TRANSFER FACILTY	FY 2026 Actuals	FY 2027 Adjusted Budget Request	FY 2028 Adjusted Budget Request
40001 APPROPRIATION	2,000,000	2,000,000	2,000,000
Total Available	2,000,000	2,000,000	2,000,000
Total Reportable Expenditures	2,000,000	2,000,000	2,000,000
Total Expenditures	2,000,000	2,000,000	2,000,000
Balance Forward	0	0	0

404 Report

Agency: 00715 Wichita State University
Version: 2028-A-02-00715

Fund Number: 1000 0010 Name: SGF-AVIATION INFRASTRUCTURE	FY 2026 Actuals	FY 2027 Adjusted Budget Request	FY 2028 Adjusted Budget Request
40001 APPROPRIATION	5,200,000	5,200,000	5,200,000
Total Available	5,200,000	5,200,000	5,200,000
Total Reportable Expenditures	5,200,000	5,200,000	5,200,000
Total Expenditures	5,200,000	5,200,000	5,200,000
Balance Forward	0	0	0

404 Report

Agency: 00715 Wichita State University
Version: 2028-A-02-00715

Fund Number: 1000 0015 Name: SGF-AVIATION RESEARCH	FY 2026 Actuals	FY 2027 Adjusted Budget Request	FY 2028 Adjusted Budget Request
40001 APPROPRIATION	15,000,000	15,000,000	10,000,000
40002 REAPPROPRIATION	1,965,821	0	0
Total Available	16,965,821	15,000,000	10,000,000
Total Reportable Expenditures	16,965,822	15,000,000	10,000,000
Total Expenditures	16,965,822	15,000,000	10,000,000
Balance Forward	(1)	0	0

404 Report

Agency: 00715 Wichita State University
Version: 2028-A-02-00715

Fund Number: 1000 0020 Name: Digital Transformation	FY 2026 Actuals	FY 2027 Adjusted Budget Request	FY 2028 Adjusted Budget Request
40001 APPROPRIATION	7,000,000	7,000,000	0
Total Available	7,000,000	7,000,000	0
Total Reportable Expenditures	7,000,000	7,000,000	0
Total Expenditures	7,000,000	7,000,000	0
Balance Forward	0	0	0

404 Report

Agency: 00715 Wichita State University
Version: 2028-A-02-00715

Fund Number: 1000 0030 Name: Business Partnership	FY 2026 Actuals	FY 2027 Adjusted Budget Request	FY 2028 Adjusted Budget Request
40001 APPROPRIATION	5,000,000	5,000,000	5,000,000
40002 REAPPROPRIATION	817,085	444,848	0
Total Available	5,817,085	5,444,848	5,000,000
Total Reportable Expenditures	5,372,237	5,444,848	5,000,000
Total Expenditures	5,372,237	5,444,848	5,000,000
Balance Forward	444,848	0	0

404 Report

Agency: 00715 Wichita State University
Version: 2028-A-02-00715

Fund Number: 1000 0320 Name: St UNV FACILTS CAP RENWL INIT	FY 2026 Actuals	FY 2027 Adjusted Budget Request	FY 2028 Adjusted Budget Request
40002 REAPPROPRIATION	1,927,053	43,876	0
Total Available	1,927,053	43,876	0
Total Reportable Expenditures	1,883,177	43,876	0
Total Expenditures	1,883,177	43,876	0
Balance Forward	43,876	0	0

404 Report

Agency: 00715 Wichita State University
Version: 2028-A-02-00715

Fund Number: 1000 0350 Name: Student Financial Aid	FY 2026 Actuals	FY 2027 Adjusted Budget Request	FY 2028 Adjusted Budget Request
40001 APPROPRIATION	4,246,340	4,246,340	4,733,657
40004 TRANSFERS	487,317	0	0
Total Available	4,733,657	4,246,340	4,733,657
Total Reportable Expenditures	4,733,657	4,246,340	4,733,657
Total Expenditures	4,733,657	4,246,340	4,733,657
Balance Forward	0	0	0

404 Report

Agency: 00715 Wichita State University
Version: 2028-A-02-00715

Fund Number: 1000 0800 Name: Health Science Center WSU	FY 2026 Actuals	FY 2027 Adjusted Budget Request	FY 2028 Adjusted Budget Request
40002 REAPPROPRIATION	2,451,435	12,439,608	0
40004 TRANSFERS	6,500,000	0	0
Total Available	8,951,435	12,439,608	0
Total Reportable Expenditures	(3,488,173)	12,439,608	0
Total Expenditures	(3,488,173)	12,439,608	0
Balance Forward	12,439,608	0	0

404 Report

Agency: 00715 Wichita State University
Version: 2028-A-02-00715

Fund Number: 1000 8510 Name: DEMOLITION OF BUILDINGS	FY 2026 Actuals	FY 2027 Adjusted Budget Request	FY 2028 Adjusted Budget Request
40002 REAPPROPRIATION	2,026,517	1,364,021	0
Total Available	2,026,517	1,364,021	0
Total Reportable Expenditures	662,496	1,364,021	0
Total Expenditures	662,496	1,364,021	0
Balance Forward	1,364,021	0	0

404 Report

Agency: 00715 Wichita State University
Version: 2028-A-02-00715

Fund Number: 1000 New3 Name: Military Sustainment Program	FY 2026 Actuals	FY 2027 Adjusted Budget Request	FY 2028 Adjusted Budget Request
40001 APPROPRIATION	0	0	7,000,000
Total Available	0	0	7,000,000
Total Reportable Expenditures	0	0	7,000,000
Total Expenditures	0	0	7,000,000
Balance Forward	0	0	0

404 Report

Agency: 00715 Wichita State University
Version: 2028-A-02-00715

Fund Number: 2112 2000 Name: GENERAL FF	FY 2026 Actuals	FY 2027 Adjusted Budget Request	FY 2028 Adjusted Budget Request
40007 CASH FORWARD	9,231,083	8,707,780	13,892,971
420500 EDUCATION AND LIBRARIES	95,855,845	99,412,351	99,412,351
430150 AVERAGE DAILY BALANCE INTEREST	366,495	300,000	300,000
441010 ALL OTHER OPERATING GRANTS	(45,549)	0	0
459090 OTHER MISCELLANEOUS REVENUE	154	0	0
766010 OPERATING TRANSFERS IN	108,274	0	0
766020 OPERATING TRANSFERS OUT	(110,000)	(110,000)	(110,000)
766080 OP TRSF OUT-INTEREST ALLOCATIO	(366,495)	(650,000)	(650,000)
Total Available	105,039,807	107,660,131	112,845,322
Total Reportable Expenditures	90,311,285	90,707,160	94,866,308
Total Non-Reportable Expenditures	6,020,742	3,060,000	3,060,000
Total Expenditures	96,332,027	93,767,160	97,926,308
Balance Forward	8,707,780	13,892,971	14,919,014

404 Report

Agency: 00715 Wichita State University
Version: 2028-A-02-00715

Fund Number: 2112 2100 Name: GFF-FED GRANTS STATE MATCH	FY 2026 Actuals	FY 2027 Adjusted Budget Request	FY 2028 Adjusted Budget Request
40007 CASH FORWARD	0	1	0
766010 OPERATING TRANSFERS IN	217,115	210,000	210,000
Total Available	217,115	210,001	210,000
Total Reportable Expenditures	217,114	210,001	210,000
Total Expenditures	217,114	210,001	210,000
Balance Forward	1	0	0

404 Report

Agency: 00715 Wichita State University
Version: 2028-A-02-00715

Fund Number: 2155 2155 **Name:** Kan-grow engineering fund	**FY 2026 Actuals**	**FY 2027 Adjusted Budget Request**	**FY 2028 Adjusted Budget Request**
40007 CASH FORWARD	219,907	481,294	0
420200 TECHNICAL AND SKILLED SERVICES	3,500,000	3,500,000	3,500,000
Total Available	3,719,907	3,981,294	3,500,000
Total Reportable Expenditures	3,238,613	3,981,294	3,500,000
Total Expenditures	3,238,613	3,981,294	3,500,000
Balance Forward	481,294	0	0

404 Report

Agency: 00715 Wichita State University
Version: 2028-A-02-00715

Fund Number: 2477 2400 Name: FACULTY OF DISTICTION MATCH FD	FY 2026 Actuals	FY 2027 Adjusted Budget Request	FY 2028 Adjusted Budget Request
40007 CASH FORWARD	676,023	825,809	371,230
420200 TECHNICAL AND SKILLED SERVICES	0	1,094,682	1,094,682
766010 OPERATING TRANSFERS IN	1,256,458	0	0
Total Available	1,932,481	1,920,491	1,465,912
Total Reportable Expenditures	1,088,672	1,549,261	1,461,947
Total Non-Reportable Expenditures	18,000	0	0
Total Expenditures	1,106,672	1,549,261	1,461,947
Balance Forward	825,809	371,230	3,965

404 Report

Agency: 00715 Wichita State University
Version: 2028-A-02-00715

Fund Number: 2489 2489 Name: DEFERRED MNT SUPPORT FD	FY 2026 Actuals	FY 2027 Adjusted Budget Request	FY 2028 Adjusted Budget Request
40007 CASH FORWARD	5,693,340	6,546,667	0
430150 AVERAGE DAILY BALANCE INTEREST	198,876	0	0
766070 OPERATING TRANSFERS IN, INTERE	4,073,227	0	0
Total Available	9,965,443	6,546,667	0
Total Reportable Expenditures	3,418,776	6,546,667	0
Total Expenditures	3,418,776	6,546,667	0
Balance Forward	6,546,667	0	0

404 Report

Agency: 00715 Wichita State University
Version: 2028-A-02-00715

Fund Number: 2536 2020 Name: KS CAREER WORK STUDY PRG FD	FY 2026 Actuals	FY 2027 Adjusted Budget Request	FY 2028 Adjusted Budget Request
40007 CASH FORWARD	0	13,651	0
766010 OPERATING TRANSFERS IN	111,443	100,000	100,000
Total Available	111,443	113,651	100,000
Total Reportable Expenditures	97,792	0	0
Total Non-Reportable Expenditures	0	113,651	100,000
Total Expenditures	97,792	113,651	100,000
Balance Forward	13,651	0	0

404 Report

Agency: 00715 Wichita State University
Version: 2028-A-02-00715

Fund Number: 2558 2030 Name: RESTRICTED FF	FY 2026 Actuals	FY 2027 Adjusted Budget Request	FY 2028 Adjusted Budget Request
40007 CASH FORWARD	47,029,818	42,104,443	30,435,036
420200 TECHNICAL AND SKILLED SERVICES	12,501,801	14,392,938	14,392,938
420500 EDUCATION AND LIBRARIES	47,354,698	42,496,148	42,496,148
420620 STUDENT HEALTH FEES	695,009	498,002	498,002
420730 ADMISSIONS TO PLAYS & CONCERTS	76,726	88,218	88,218
420990 OTHER SERVICE CHARGES	4,210,862	3,518,060	3,518,060
422100 MANUFACTURED PRODUCTS	182,667	179,500	179,500
422700 MEALS AND PROCESSED FOODS	0	8,000	8,000
422900 OTHER COMMODITIES	32,736	23,000	23,000
425010 DEPARTMENTAL OR AGENCY SALES	606,275	561,836	561,836
430150 AVERAGE DAILY BALANCE INTEREST	1,627,278	1,000,000	1,000,000
431200 RENT REAL ESTATE AND BLDGS	620,025	133,850	133,850
431300 RENT HALLS & ROOMS ST BLDGS	68,381	69,480	69,480
431500 SALE OF RIGHTS TO MANUSCRIPTS	13,026	37,733	37,733
431900 OTHER RENTS AND ROYALTIES	452,404	347,100	347,100
440100 FEDERAL GRANT OPERATING	910	0	0
441010 ALL OTHER OPERATING GRANTS	12,478,036	10,772,409	10,772,409
459090 OTHER MISCELLANEOUS REVENUE	4,791,598	4,765,366	4,765,366
459120 CONVENIENCE FEE CREDIT CARDS	2,106	0	0
461200 INSURANCE REIMBURSEMENTS	1,696,854	0	0
461900 OTHER ASSET CONVERSIONS	2,009	0	0
462110 RECOVERY OF CURRENT FY EXP	977,847	719,581	719,581
469090 OTHER NONREVENUE RECEIPTS	325,802	0	0
469290 FED INDIRECT COST TRANSF IN	9,611	0	0
766010 OPERATING TRANSFERS IN	35,567,654	38,736,383	38,736,383
766080 OP TRSF OUT-INTEREST ALLOCATIO	(1,627,278)	0	0
Total Available	169,696,855	160,452,047	148,782,640
Total Non-Reportable Expenditures	39,214,042	38,792,068	38,792,068
Total Reportable Expenditures	88,378,370	91,224,943	93,431,203
Total Expenditures	127,592,412	130,017,011	132,223,271
Balance Forward	42,104,443	30,435,036	16,559,369

404 Report

Agency: 00715 Wichita State University
Version: 2028-A-02-00715

Fund Number: 2558 3000 Name: RESTRICTED FEES FUND-EXTERNAL	FY 2026 Actuals	FY 2027 Adjusted Budget Request	FY 2028 Adjusted Budget Request
40007 CASH FORWARD	5,108	24,473,015	18,439,324
420200 TECHNICAL AND SKILLED SERVICES	256,588,312	258,806,371	258,806,371
420500 EDUCATION AND LIBRARIES	3,962,075	150,640	150,640
420990 OTHER SERVICE CHARGES	236,103	107,500	107,500
422500 SALVAGED MATERIALS	42,020	0	0
422900 OTHER COMMODITIES	1,416	1,500	1,500
431500 SALE OF RIGHTS TO MANUSCRIPTS	263,103	0	0
431900 OTHER RENTS AND ROYALTIES	5,232	3,000	3,000
441010 ALL OTHER OPERATING GRANTS	784,723	774,879	774,879
459090 OTHER MISCELLANEOUS REVENUE	498,050	7,000	7,000
461200 INSURANCE REIMBURSEMENTS	600	0	0
461900 OTHER ASSET CONVERSIONS	6,251	0	0
462110 RECOVERY OF CURRENT FY EXP	7,743	0	0
469290 FED INDIRECT COST TRANSF IN	35,219	0	0
766010 OPERATING TRANSFERS IN	4,775,225	2,194,924	2,194,924
Total Available	267,211,180	286,518,829	280,485,138
Total Non-Reportable Expenditures	48,675,152	53,415,223	53,415,223
Total Reportable Expenditures	194,063,013	214,664,282	219,942,037
Total Expenditures	242,738,165	268,079,505	273,357,260
Balance Forward	24,473,015	18,439,324	7,127,878

404 Report

Agency: 00715 Wichita State University
Version: 2028-A-02-00715

Fund Number: 2558 4000 **Name:** RESTRICTED FF-RESEARCH	**FY 2026 Actuals**	**FY 2027 Adjusted Budget Request**	**FY 2028 Adjusted Budget Request**
40007 CASH FORWARD	0	(4,611,033)	266,212
420990 OTHER SERVICE CHARGES	(3,140)	(4,611,033)	(122,755)
441010 ALL OTHER OPERATING GRANTS	22,612,392	17,803,724	14,803,724
441040 ALL OTHER CAPITAL GRANTS	134,671	0	0
461200 INSURANCE REIMBURSEMENTS	18,828	0	0
766010 OPERATING TRANSFERS IN	1,408,790	1,500,000	1,500,000
766050 FED SUBGRANT TRANSFER IN	0	3,000,000	3,000,000
Total Available	24,171,541	13,081,658	19,447,181
Total Reportable Expenditures	27,445,717	11,510,946	15,061,879
Total Non-Reportable Expenditures	1,336,857	1,304,500	1,304,500
Total Expenditures	28,782,574	12,815,446	16,366,379
Balance Forward	(4,611,033)	266,212	3,080,802

404 Report

Agency: 00715 Wichita State University
Version: 2028-A-02-00715

Fund Number: 2860 2860 Name: KANSAS CAMPUS RESTORATION FUND	FY 2026 Actuals	FY 2027 Adjusted Budget Request	FY 2028 Adjusted Budget Request
40007 CASH FORWARD	0	2,249,072	0
766010 OPERATING TRANSFERS IN	3,042,183	3,294,000	0
Total Available	3,042,183	5,543,072	0
Total Reportable Expenditures	793,111	5,543,072	0
Total Expenditures	793,111	5,543,072	0
Balance Forward	2,249,072	0	0

404 Report

Agency: 00715 Wichita State University
Version: 2028-A-02-00715

Fund Number: 2878 2878 Name: HEALTH COLLABORATION FUND	FY 2026 Actuals	FY 2027 Adjusted Budget Request	FY 2028 Adjusted Budget Request	FY 2029 Adjusted Budget Request
40007 CASH FORWARD	30,000,000	29,989,863	0	
Total Available	30,000,000	29,989,863	0	
Total Reportable Expenditures	10,137	29,989,863	0	
Total Expenditures	10,137	29,989,863	0	
Balance Forward	29,989,863	0	0	

404 Report

Agency: 00715 Wichita State University
Version: 2028-A-02-00715

Fund Number: 2908 2080 Name: SPONSORED RESEARCH OVERHEAD FD	FY 2026 Actuals	FY 2027 Adjusted Budget Request	FY 2028 Adjusted Budget Request
40007 CASH FORWARD	43,562,878	79,787,744	100,410,144
420200 TECHNICAL AND SKILLED SERVICES	170,257	909,047	909,047
420990 OTHER SERVICE CHARGES	(875)	0	0
422900 OTHER COMMODITIES	567	500	500
425010 DEPARTMENTAL OR AGENCY SALES	215	0	0
430150 AVERAGE DAILY BALANCE INTEREST	2,079,454	0	0
441010 ALL OTHER OPERATING GRANTS	204,240	0	0
459090 OTHER MISCELLANEOUS REVENUE	16,380	7,000	7,000
461900 OTHER ASSET CONVERSIONS	6,363	0	0
469290 FED INDIRECT COST TRANSF IN	86,602,209	89,539,658	89,539,658
766010 OPERATING TRANSFERS IN	51,638,431	50,014,569	50,014,569
766080 OP TRSF OUT-INTEREST ALLOCATIO	(2,079,454)	0	0
Total Available	182,200,665	220,258,518	240,880,918
Total Non-Reportable Expenditures	68,087,273	82,618,419	82,618,419
Total Reportable Expenditures	34,325,648	37,229,955	37,931,718
Total Expenditures	102,412,921	119,848,374	120,550,137
Balance Forward	79,787,744	100,410,144	120,330,781

404 Report

Agency: 00715 Wichita State University
Version: 2028-A-02-00715

Fund Number: 3149 3140 Name: UNIVERSITY FDF	FY 2026 Actuals	FY 2027 Adjusted Budget Request	FY 2028 Adjusted Budget Request
40007 CASH FORWARD	(68,832,350)	(69,251,030)	(51,085,849)
420990 OTHER SERVICE CHARGES	300	0	0
440100 FEDERAL GRANT OPERATING	349,524,149	335,244,712	335,244,712
441010 ALL OTHER OPERATING GRANTS	457,278	11,000,000	11,000,000
459090 OTHER MISCELLANEOUS REVENUE	(3,686)	0	0
469090 OTHER NONREVENUE RECEIPTS	405	0	0
469290 FED INDIRECT COST TRANSF IN	18,566	0	0
766010 OPERATING TRANSFERS IN	16,518	14,658,979	14,658,979
766050 FED SUBGRANT TRANSFER IN	619,121	17,500	17,500
Total Available	281,800,301	291,670,161	309,835,342
Total Non-Reportable Expenditures	38,543,700	38,664,500	38,664,500
Total Reportable Expenditures	312,507,631	304,091,510	304,621,336
Total Expenditures	351,051,331	342,756,010	343,285,836
Balance Forward	(69,251,030)	(51,085,849)	(33,450,494)

404 Report

Agency: 00715 Wichita State University
Version: 2028-A-02-00715

Fund Number: 3265 3100 Name: ECONOMIC OPPORTUNITY ACT FDF	FY 2026 Actuals	FY 2027 Adjusted Budget Request	FY 2028 Adjusted Budget Request
40007 CASH FORWARD	0	(68,090)	0
440100 FEDERAL GRANT OPERATING	616,038	750,000	750,000
766010 OPERATING TRANSFERS IN	750	0	0
Total Available	616,788	681,910	750,000
Total Reportable Expenditures	497,378	494,410	562,500
Total Non-Reportable Expenditures	187,500	187,500	187,500
Total Expenditures	684,878	681,910	750,000
Balance Forward	(68,090)	0	0

404 Report

Agency: 00715 Wichita State University
Version: 2028-A-02-00715

Fund Number: 3266 3110 Name: MATCHING EDU OPRTNTY GRNT FDF	FY 2026 Actuals	FY 2027 Adjusted Budget Request	FY 2028 Adjusted Budget Request
40007 CASH FORWARD	0	0	0
440100 FEDERAL GRANT OPERATING	464,592	464,592	464,592
766010 OPERATING TRANSFERS IN	187,500	187,500	187,500
Total Available	652,092	652,092	652,092
Total Reportable Expenditures	651,342	652,092	652,092
Total Non-Reportable Expenditures	750	0	0
Total Expenditures	652,092	652,092	652,092
Balance Forward	0	0	0

404 Report

Agency: 00715 Wichita State University
Version: 2028-A-02-00715

Fund Number: 3366 3120 Name: PELL GRANTS FDF	FY 2026 Actuals	FY 2027 Adjusted Budget Request	FY 2028 Adjusted Budget Request
40007 CASH FORWARD	(4,622)	(123,939)	0
440100 FEDERAL GRANT OPERATING	28,560,923	22,090,000	22,090,000
Total Available	28,556,301	21,966,061	22,090,000
Total Reportable Expenditures	28,680,240	21,966,061	22,090,000
Total Expenditures	28,680,240	21,966,061	22,090,000
Balance Forward	(123,939)	0	0

404 Report

Agency: 00715 Wichita State University
Version: 2028-A-02-00715

Fund Number: 3756 3536 Name: WSU Digital Transformation	FY 2026 Actuals	FY 2027 Adjusted Budget Request	FY 2028 Adjusted Budget Request
40007 CASH FORWARD	102,826,491	29,241,820	0
440100 FEDERAL GRANT OPERATING	15,000,000	0	0
Total Available	117,826,491	29,241,820	0
Total Reportable Expenditures	88,584,671	29,241,820	0
Total Expenditures	88,584,671	29,241,820	0
Balance Forward	29,241,820	0	0

404 Report

Agency: 00715 Wichita State University
Version: 2028-A-02-00715

Fund Number: 5100 5250 Name: WSU HOUSING SYSTEM REV FD	FY 2026 Actuals	FY 2027 Adjusted Budget Request	FY 2028 Adjusted Budget Request
40007 CASH FORWARD	2,326,146	3,069,541	1,716,541
420200 TECHNICAL AND SKILLED SERVICES	4,128	0	0
420990 OTHER SERVICE CHARGES	142,026	120,000	120,000
422700 MEALS AND PROCESSED FOODS	5,293,287	5,700,000	5,700,000
422900 OTHER COMMODITIES	747	800	800
430150 AVERAGE DAILY BALANCE INTEREST	187,542	150,000	150,000
431200 RENT REAL ESTATE AND BLDGS	5,067	0	0
431300 RENT HALLS & ROOMS ST BLDGS	10,412,254	10,850,000	10,850,000
431900 OTHER RENTS AND ROYALTIES	9,970	10,000	10,000
459090 OTHER MISCELLANEOUS REVENUE	677,835	638,333	638,333
766010 OPERATING TRANSFERS IN	35,000	0	0
Total Available	19,094,002	20,538,674	19,185,674
Total Non-Reportable Expenditures	186,829	1,185,733	1,185,733
Total Reportable Expenditures	15,837,632	17,636,400	17,751,698
Total Expenditures	16,024,461	18,822,133	18,937,431
Balance Forward	3,069,541	1,716,541	248,243

404 Report

Agency: 00715 Wichita State University
Version: 2028-A-02-00715

Fund Number: 5148 5000 Name: PRKNG SYS PRJ KDFA BND REV FD	FY 2026 Actuals	FY 2027 Adjusted Budget Request	FY 2028 Adjusted Budget Request
40007 CASH FORWARD	990,230	1,027,477	1,047,771
420200 TECHNICAL AND SKILLED SERVICES	37	0	0
420990 OTHER SERVICE CHARGES	7,871	7,000	7,000
430150 AVERAGE DAILY BALANCE INTEREST	51,615	50,000	50,000
441010 ALL OTHER OPERATING GRANTS	445	0	0
459090 OTHER MISCELLANEOUS REVENUE	1,710,589	1,635,500	1,635,500
Total Available	2,760,787	2,719,977	2,740,271
Total Reportable Expenditures	1,733,310	1,672,206	1,703,934
Total Expenditures	1,733,310	1,672,206	1,703,934
Balance Forward	1,027,477	1,047,771	1,036,337

404 Report

Agency: 00715 Wichita State University
Version: 2028-A-02-00715

Fund Number: 5159 5040 Name: PRKNG SYS PRJ MNT KDFA REV BND	FY 2026 Actuals	FY 2027 Adjusted Budget Request	FY 2028 Adjusted Budget Request
40007 CASH FORWARD	818,293	379,832	300,393
430150 AVERAGE DAILY BALANCE INTEREST	19,515	7,000	7,000
441010 ALL OTHER OPERATING GRANTS	198,058	0	0
766010 OPERATING TRANSFERS IN	0	600,000	600,000
Total Available	1,035,866	986,832	907,393
Total Reportable Expenditures	656,034	686,439	694,490
Total Expenditures	656,034	686,439	694,490
Balance Forward	379,832	300,393	212,903

404 Report

Agency: 00715 Wichita State University
Version: 2028-A-02-00715

Fund Number: 5620 5270 Name: WSU HOUSING SYSTEM SRPLS FD	FY 2026 Actuals	FY 2027 Adjusted Budget Request	FY 2028 Adjusted Budget Request
40007 CASH FORWARD	3,581,895	3,645,320	3,645,320
430150 AVERAGE DAILY BALANCE INTEREST	128,016	0	0
Total Available	3,709,911	3,645,320	3,645,320
Total Non-Reportable Expenditures	64,591	0	0
Total Expenditures	64,591	0	0
Balance Forward	3,645,320	3,645,320	3,645,320

404 Report

Agency: 00715 Wichita State University
Version: 2028-A-02-00715

Fund Number: 7211 7000 Name: SCHOLARSHIP FUNDS FD	FY 2026 Actuals	FY 2027 Adjusted Budget Request	FY 2028 Adjusted Budget Request
40007 CASH FORWARD	0	0	0
441010 ALL OTHER OPERATING GRANTS	20,218,940	18,839,206	18,839,206
Total Available	20,218,940	18,839,206	18,839,206
Total Reportable Expenditures	20,218,940	18,839,206	18,839,206
Total Expenditures	20,218,940	18,839,206	18,839,206
Balance Forward	0	0	0

404 Report

Agency: 00715 Wichita State University
Version: 2028-A-02-00715

Fund Number: 7519 7010 Name: NAT'L DIRECT STUDENT LOAN FD	FY 2026 Actuals	FY 2027 Adjusted Budget Request	FY 2028 Adjusted Budget Request
40007 CASH FORWARD	3,385	701	0
430150 AVERAGE DAILY BALANCE INTEREST	100	0	0
Total Available	3,485	701	0
Total Non-Reportable Expenditures	2,784	0	0
Total Reportable Expenditures	0	701	0
Total Expenditures	2,784	701	0
Balance Forward	701	0	0

404 Report

Agency: 00715 Wichita State University
Version: 2028-A-02-00715

Fund Number: 8001 8318 Name: EIBF-REHAB/REP PRJS	FY 2026 Actuals	FY 2027 Adjusted Budget Request	FY 2028 Adjusted Budget Request
40002 REAPPROPRIATION	2,743,363	2,941,659	0
40004 TRANSFERS	6,423,000	6,149,000	0
Total Available	9,166,363	9,090,659	0
Total Reportable Expenditures	6,224,704	9,090,659	0
Total Expenditures	6,224,704	9,090,659	0
Balance Forward	2,941,659	0	0

Explanation of Receipt Estimates
DA 405

Wichita State University
FY 2027 Revised and FY 2028 Budget Request

Section III - Division of Budget Forms - Resource Estimate by Fund: DA 405
Schedule A: General Fees Funds (2112)

	FY 2027 Estimate			FY 2028 Estimate		
Resources	**Head Count**	**Average Tuition**	**Estimated**	**Head Count**	**Average Tuition**	**Estimated**
Tuition - Education and Libraries (420500)						
Fall	15,833	$2,983.93	$ 47,244,753	15,833	$2,983.93	$ 47,244,753
Spring	15,727	$2,697.71	42,427,620	15,727	$2,697.71	42,427,620
Summer	8,826	$842.96	7,439,977	8,826	$842.96	7,439,977
Prior Term Accounts Receivable Collected			2,300,000			2,300,000
Subtotal			99,412,351			99,412,351
Interest Earned			650,000			650,000
Transfers-Out (Revenue Accounts)						
- Collected Interest to Deferred Maint. Fund (2489-2489)			(650,000)			(650,000)
- State SGF 27th Pay Period Transfer			(110,000)			(110,000)
Miscellaneous Revenue			-			-
Net Revenue			$ 99,302,351			$ 99,302,351
Balance from Prior Year			$ 8,280,907			$ 8,280,907
Total Resources Available			$ 107,583,258			$ 107,583,258
Expenditures						
Non-Reportable Transfers Out						
- Intrafund Transfer From 2112-2000 to 2112-2100			$ 210,000			$ 210,000
Non-Reportable Transfers Out			$ 210,000			$ 210,000
Total Reportable Expenditures			$ 99,549,539			$ 99,302,351
Total Expenditures			$ 99,759,539			$ 99,512,351
Balance Forward *			$ 7,823,719			$ 8,070,907

** Balances are required to fund summer payrolls and act as a reserve in the event enrollment does not meet projections for the coming fiscal year.*

Tuition Rate Increases Included in Current Budget Submission

	Resident		Non-Resident	
	Undergraduate	**Graduate**	**Undergraduate**	**Graduate**
FY 2026	**3.5%**	**3.5%**	**3.9%**	**3.9%**
FY 2027	**4.9%**	**4.9%**	**4.9%**	**4.9%**
FY 2028	**0.0%**	**0.0%**	**0.0%**	**0.0%**

Section III - Division of Budget Forms

Schedule B: Resource Estimate by Fund

State General Fund – Operating (1000-0003)

Requested budget for FY 2027 matches to the adopted legislative budget and includes an adjustment of $80,917,373 for Student Success and Retention received as a transfer through Kansas Board of Regents.

2027 Legislation: HB2513, Section 111.

State General Fund – Technology Transfer Facility – Innovation (1000-0005)

Beginning in FY 2015, the Legislature appropriated funds to assist in the development of the Innovation Campus. For FY 2027 the Legislature appropriated $2,000,000.

2027 Legislation: HB2513, Section 111.

State General Fund – Aviation Infrastructure – NCAT (1000-0010)

Beginning in FY 2009, the Legislature appropriated funding for the then Wichita Area Technical College (WATC)/National Center for Aviation Training (NCAT), which flowed through Wichita State University. WATC has since become affiliated with the university and is now WSU Tech. This state funding continues to flow through WSU and is used to assist WSU Tech in purchasing equipment and instructional resources for the National Center for Aviation Training (NCAT). For FY 2027 the Legislature appropriated $5,200,000.

2027 Legislation: HB2513, Section 111.

State General Fund - Aviation Research – KART (1000-0015)

Beginning in FY 2004, at the request of the Kansas aviation industry, the Legislature began appropriating funds to the National Institute for Aviation Research (NIAR) for research on aviation projects identified by the industry. Funding for fiscal years 2006 and 2007 came from the State General Fund. Funding for FY 2008 through FY 2011 came from the Economic Development Initiatives Fund. Funding for FY 2012 did not come from the SEDIF fund but came through the Kansas Department of Commerce as an aviation research grant. In FY 2016, the Legislature again appropriated funding from the State General Fund, which has continued. For FY 2027 the Legislature appropriated $15,000,000.

2027 Legislation: HB2513, Section 111.

State General Fund – Digital Transformation (1000-0020)

The 2022 Legislature appropriated $7,000,000 annually through FY 2027 for the purpose of advancing digital transformation through the university's WERX Maintenance, Repair, and Overhaul hanger, which provides aviation testing and performs passenger-to-freighter conversions.

2022 Legislation: House Substitute for Substitute for SB28, Section 103.

State General Fund – Business Partnership (1000-0030)

The 2024 Legislature appropriated $5,000,000 annually for the purpose of advancing business partnerships and applied learning initiatives. For FY 2027, there is also a reappropriation of $444,848 as a result of implementation timeline, all reappropriation support is budgeted for FY 2027.

2027 Legislation: HB2513, Section 111.

State General Fund – Capital Renewal (1000-0320)

Appropriation to the Kansas Board of Regents, with $2,196,000 transferred to Wichita State in FY 2025. Funding is allocated for the purpose of increasing the state investment in deferred maintenance to mitigate the existing maintenance backlog. FY 2027 includes a reappropriation of $43,876 in support of ongoing projects.

2023 Legislation: SB28, Section 170.

State General Fund – Student Financial Aid (1000-0350)

Appropriation of $4,246,340 for need based financial aid. The proposed budget assumes that these SGF funds will continue into future fiscal years.

2027 Legislation: HB2513, Section 111.

State General Fund – Health Science Center (1000-0800)

One-time transfer from KU School of Medicine of $6,500,000 in FY 2026 in support of the Health Science Center (aka Biomedical Campus) being constructed in downtown Wichita. Reappropriation of $12,439,608 for continuing construction in FY 2027.

2023 Legislation: SB28, Section 114.

State General Fund – Demolition of Buildings (1000-8510)

Requested budget includes reappropriation of $1,364,021 for ongoing projects. Demolition of mission critical building(s) as approved by the Board of Regents have been identified and demolition is planned in FY 2027.

2023 Legislation: SB28, Section 170.

General Fees Fund (2112)

As outlined in Schedule A, the General Fees Fund represents where student tuition is collected and deposited. Revenue collections are based on the combination of headcount, enrolled credit hours, mix of students, and tuition rates. For FY 2027, the Kansas Board of Regents approved a 4.9% increase in all tuition rates. Most recently, tuition rates were held flat in both FY 2022 and FY 2023, a 5.9% increase in FY 2024, a 3.9% increase in FY 2025 and a 3.5% in FY 2026. If enrollment targets for FY 2027 are met, tuition revenue is estimated at $99.4 million.

For FY 2028 revenue is budgeted at the same amount as FY 2027 based on flat credit hour production, while tuition rates for those years have not been approved by the Kansas Board of Regents. Please see Section III, Schedule A for additional detail.

2024 Legislation: SB28, Section 114.

Balance Forward on June 30, 2026: $8,707,780 Balance is held for cash flow management purposes and supports general use expenditures as revenue collections fluctuate throughout the fiscal year.

Kan-Grow Engineering Fund – WSU (2155-2155)

Beginning in FY 2013, the Legislature appropriated funding for the University Engineering Initiative Act (KSA 74-8768) with the goal of increasing engineering graduates. The funding is appropriated to the Department of Commerce and flows to the Kan-Grow Engineering Funds established for WSU, KU, and KSU. During the 2021 legislative session, the program was extended from it's original ending in FY 2022 to FY 2032. Funding is appropriated at $3.5 million for each university and the universities are required to match this funding on a $1 for $1 basis from non-state sources.

2023 Legislation: SB28, Section 114.

Balance Forward on June 30, 2026: $481,294

Faculty of Distinction Matching Fund (2477-2400)

The Kansas Partnership for Faculty of Distinction Program was established to encourage gifts by private donors to enhance the ability of state educational institutions to attract and maintain faculty of distinction. Under the Kansas Partnership for Faculty of Distinction Program, the state shall contribute income earnings equivalent awards in accordance with provisions of KSA 76-774 and 775. The earnings equivalent award for an endowed professorship for a twelve-month period shall be determined by the Director of Accounts and Reports and shall be the amount of interest earnings that the amount credited to the endowed professorship account of the endowment association would have earned at the average monthly net earnings rate of the Pooled Money Investment Board portfolio for such preceding twelve-month period. Interest earnings from the State of Kansas are transferred to the Faculty of Distinction Matching Fund for Wichita State University. All expenditures from the Fund shall be for one or more endowed professorships to supplement salary and to provide additional operating support for assistance, travel, equipment, or other expenses of the endowed professorships. The FY 2027 budgeted revenue reflects the actual state match of $1,094,682. Because of uncertainty with investment returns, the same amount of revenue is included in the budget for FY 2028.

2024 Legislation: SB28, Section 114.

Balance Forward on June 30, 2026: $825,809 Balance occurs due to timing in the hiring of faculty and turnover.

Deferred Maintenance Support Fund (2489-2489) KSA 76-719

During the 2006 Legislative Session, legislation was passed allowing interest earnings on selected accounts to be deposited to the credit of each Regents University for use on deferred maintenance projects. The interest earnings are transferred in from the General Fees Fund (2112-2000), Sponsored Research Overhead (2908-2080), and the Restricted Fees Fund (2558-2030). Earnings did not accrue until FY 2008. The FY 2027 and FY 2028 revenue estimate are based partially on the FY 2026 actual receipts, as well expectations of investment income growing moderately in future years as interest rates grow. WSU has developed a five-year plan for deferred maintenance and rehabilitation projects of buildings and facilities, incorporating this revenue into the plan. The timing and bidding of projects may be postponed until funds accrue to a sufficient amount to be able to award a construction contract.

2023 Legislation: SB28, Section 170.

Balance Forward on June 30, 2026: $6,546,667 Balances will fluctuation between fiscal years due to both building sufficient funds to fund planned projects, as well as the timing of the capital expenditures.

Kansas Career Work-Study Program Fund (2536-2020)

The Kansas Career Work-Study Program is funded by the state and used to pay salaries for students in service-related employment. Projected revenue for FY 2027 and FY 2028 is consistent with collections in FY 2026. The funding is transferred from the Kansas Board of Regents.

2023 Legislation: SB28, Section 114.

Balance Forward on June 30, 2026: $13,651

Restricted Fees Fund (2558)

This fund includes fees charged for student activities, equipment fees, course fees, program fees, student fees, library fines, student health center fees, gifts, grants, contract work, etc. The collected fees fund salaries of full and part-time employees in the respective university departments, as well as operating costs.

Through appropriation proviso, limitations are placed on the use of collected revenues within this fund as follows: Provided, that restricted fees shall be limited to receipts for the following accounts: Summer school workshops; technology equipment; concert course, dramatics, continuing education; flight training; gifts and grants (for teaching, research, and capital improvements); testing service, state department of education (vocational); investment income from bequests; sale of surplus books and art objects; public service, veterans counseling and educational benefits; sponsored research, student fees; student activities; Perkins Loan, Pell Grants, engineering equipment fee; Midwestern student exchange, departmental receipts - for all sales, refunds and other collections or receipts not specifically enumerated above: Provided however, that the state board of regents, with the approval of the state finance council acting on this matter which is hereby characterized as a matter of legislative delegation and subject to the guidelines prescribed in sub-section (c) of K.S.A. 75-3711c and amendments thereto, may amend or change this list of restricted fees: provided further, that all restricted fees shall be deposited to the credit of the appropriate account of the restricted fees fund and shall be used solely for the specific purpose or purposes for which collected: and provided further that expenditures may be made from this fund to purchase insurance for equipment purchased through research and training grants only if such grants include money for and authorize the purchase of such insurance: And provided further, that expenditures from this fund may be made for the purchase of medical malpractice liability coverage for individuals employed on the medical staff at the student health center: And provided further, that expenditures may be made from this fund for official hospitality.

Revenue estimates for FY 2027 and FY 2028 are based on actual FY 2026 revenues and adjusted for changes in fee rates and anticipated usage changes.

2027 Legislation: HB2513, Section 116.

Balance Forward on June 30, 2026: $61,966,425 According to the appropriations proviso, restricted fees and fund balances are to be used for the purpose collected. The unencumbered balance is also used to offset the negative balance in the University Federal Fund, per agreement with the State Division of Accounts and Reports.

Health Collaboration Fund (2878-2878)

This budget currently includes funding allocated in support of the Wichita Biomedical Campus in downtown Wichita. The funding was appropriated based on the provisions included with SB25, Sections 44(b) and 46(b). Cash forward is supporting continued construction expenses.

2023 Legislation: SB28, Section 114

Balance Forward on June 30, 2026: $29,989,863

Sponsored Research Overhead Fund (2908-2080)

KSA 76-753 established a sponsored research overhead fund for each state educational institution. Sponsored Research Overhead consists of indirect costs received on sponsored research contracts based on the Facilities and Administrative Cost (F&A rate) agreement negotiated with the federal government. Collected revenue received is used to offset expenses related to administration, operation, research development, and for matching Federal funds available for buildings and equipment that qualify for research purposes. Revenue collected from Sponsored Research is often transferred to 2558-2030 (Restricted Fees Fund) and 2558-3000 (Restricted Fees Fund – External).

2023 Legislation: SB28, Section 114.

Balance Forward on June 30, 2026: $79,787,744 Balance represents overhead fees collected from research and grants awarded to WSU. Revenue is used to fund employees in the Office of Research Administration, operating costs for the department, seed money for potential research grants, research equipment for faculty, etc. Funding is dependent on continual receipt of research grants that generate the overhead revenue. This balance is essential to future financial stability of the research mission of WSU and will utilized to further the research efforts of the university.

University Federal Fund (3149-3140)

In the Fiscal Year 2004, the Director of Accounts and Reports established the University Federal Fund for Wichita State University in accordance with House Bill 2444 of the 2003 Legislative Session. The following language was in House Bill 2444:

"On July 1, 2003, in accordance with a certification of the President of Wichita State University, the Director of Accounts and Reports shall transfer all federal funds from any federal grant or other source in one or more accounts of the restricted fees fund of Wichita State University to the University Federal Fund of Wichita State University. On July 1, 2003, all liabilities of the federal monies from any federal grant or other source in such account or accounts of the restricted fees fund of Wichita State University are hereby transferred to and imposed on the University Federal Fund of Wichita State University. On July 1, 2003, the President of Wichita State University shall certify each transfer of such monies and liabilities to the University Federal Fund of Wichita State University to the Director of Accounts and Reports and, at the same time, shall transmit a copy of each such certification to the Director of the Budget and the Director of the Legislative Research Department."

This funding includes the Federal Build Back Better grant.

In accordance with this legislation, a negative starting balance was created in the University Federal Fund. The reason for the negative balance relates to Federal government policies that require expenditures be paid by the University prior to reimbursement. Estimates of revenue for FY 2027 and FY 2028 are based on expected levels of grant funding for the year and adjusted for the timing of anticipated receipts.

2023 Legislation: SB28, Section 114.

Balance Forward on June 30, 2026: ($69,251,030) The negative balance occurs due to the timing differences in the billing of expenses incurred by WSU to the Federal Government and the receipt of the revenues from the billings. The negative balance is offset by the unencumbered balance in the Restricted Fees Fund, per agreement with the State Division of Accounts and Reports.

Economic Opportunity Act – Federal Fund (3265-3100)

The revenue in this fund is federal funding to be used to pay salaries of low-income students to help meet educational expenses. Revenue estimates are based on FY 2025 and FY 2026 collections, with the expectation that collections will remain consistent as WSU continues to attract a significant portion of first-generation students.

2023 Legislation: SB28, Section 114.

Balance Forward on June 30, 2026: ($68,090)

Educational Opportunity Grant – Federal Fund (3266-3110)

The Educational Opportunity Grant-Federal Fund is where receipts and expenditures for a student federal loan program for undergraduate students with exceptional financial need are recorded. Revenue estimates for FY 2027 and FY 2028 are based on the expectation that the university continues to attract a significant portion of first-generation students. A transfer from the Economic Opportunity Act – Federal Fund (3265-3100) is made to this fund each fiscal year.

2023 Legislation: SB28, Section 114.

Balance Forward on June 30, 2026: $0

Pell Grants Federal Fund (3366-3120)

Revenue is received from the federal government to provide eligible undergraduate students who have demonstrated financial need with grants to help with educational expenses. The amount received is fully expended the year it is received. Estimates for FY 2027 and FY 2028 are based on revenue collections in FY 2026.

2023 Legislation: SB28, Section 114.

Balance Forward on June 30, 2026: ($123,939)

American Rescue Plan State Relief (previously WSU Digital Transformation) (3756-3536)

This budget currently includes state ARPA funding allocations used for the construction of the Wichita Biomedical Campus in downtown Wichita. Cash forward is supporting continued construction expenses.

2023 Legislation: SB28, Section 114

Balance Forward on June 30, 2026: $29,241,820

Housing Funds

1. WSU Housing Systems Revenue Fund (5100-5250)

This is the operating fund for campus housing and primarily includes revenues collected from residence and food service fees. The fund also includes the debt service payments on student housing for Shocker Hall, the Flats, and the Suites. Budgeted revenue and expenditures are based on capacity and approved housing rates by the Kansas Board of Regents.

2023 Legislation: SB28, Section 114.

Balance Forward on June 30, 2026: $3,069,541 This is the operating fund for campus housing. The balance is needed for cash flow purposes in accordance with the timing of the receipt of housing revenues.

2. WSU Housing System Surplus Fund (5620-5270)

This fund is required by bond covenant and the balance in the fund is to provide funding for remodeling and major maintenance of the housing facilities. This fund also provides additional security for the bondholders and enhances financial security for bond rating purposes. No expenditures are budgeted from the fund for both FY 2027 and FY 2028.

2023 Legislation: SB28, Section 114.

Balance Forward on June 30, 2026: $3,645,320

Parking Funds

1. Parking System Operating Revenue Fund (5148-5000)

This is the operating fund for the parking operations and includes debt service for the new parking garage adjacent to the Rhatigan Student Center that began in FY 2017. Surplus revenue from this fund is transferred to Parking System Project Maintenance Fund (5159-5040) to support parking lot maintenance and new construction.

2023 Legislation: SB28, Section 114.

Balance Forward on June 30, 2026: $1,027,477 Fund balances are needed to finance parking improvements with cash, as opposed to bonds, when possible.

2. Parking System Project-Maintenance Fund (5159-5040)

This fund is used for parking lot maintenance and new construction.

2023 Legislation: SB28, Section 114.

Balance Forward on June 30, 2026: $379,832 Fund balances are needed to finance parking improvements with cash, as opposed to bonds, when possible.

Scholarship Fund (7211-7000)

Revenue is received from the Board of Trustees, University Foundation, and State of Kansas to fund student scholarships to assist with educational expenses. Budgeted revenue is estimated for FY 2027 and FY 2028 based on actual contributions in FY 2026.
2023 Legislation: SB28, Section 114.
Balance Forward on June 30, 2026: $0

National Direct Student Loan Fund (Perkins Loan Fund) (7519-7010)

The National Direct Student Loan Fund, also known as Perkins Loans, was established under Title II of Public Law 85-864, which provided for major long-term loans for Wichita State University students. Loans were granted on a competitive basis since funds available did not traditionally meet the demand. The loan repayments, principal and interest, are credited to the fund. No allocations of interest are made between Federal and University funds. Congress did not renew the Perkins Program after September 30, 2017, and no disbursements were permitted after June 30, 2018. The lack of renewal means that as loans are repaid, the federal portion of the repayment must be returned to the federal government.
2023 Legislation: SB28, Section 114.
Balance Forward on June 30, 2026: $701 The balance is used for federal repayment.

Rehabilitation and Repair Projects – Disability Act/Fire Compliance/Improvements to Classroom Projects (8001-8318)

1. Revenue is transferred from the Kansas Board of Regents for capital projects with a cost of $1.0 million or less for rehabilitation and repair, Americans with disabilities act compliance, state fire marshal code compliance, and improvements to classrooms. Funding is allocated annually by the Kansas Board of Regents. Funding in FY 2026 is not included in the budget request as the Board has not approved allocations for future years.
   2023 Legislation: SB28, Section 170.
   Balance Forward/Reappropriation on June 30, 2026: $2,941,659 Balance has been re-appropriated from FY 2025 and represents dedicated funds for ongoing capital projects.

Wichita State University
FY 2027 Revised and FY 2028 Budget Request

Section III: Division of Budget Forms and Supporting Information
Schedule C: Debt Service Schedule for WSU Union Corporation - Shocker Hall Student Housing Project

Bond Issue 2013F-1 Refunded in FY 2022 through Series 2021L
Debt Service Amounts Transferred to WSU Union Corporation from WSU Housing Funds (5100-5250)

Fiscal Year Payment	Principal Payment	Interest Payment	Total Debt Service Payment	Principal Balance	Estimated Revenues to Fund Debt Service: Capitalized Interest	Estimated Revenues to Fund Debt Service: Housing System Revenues
Balance 6/30/26				**$46,175,000.00**		
Fiscal Year 2027	1,620,000.00	1,336,400.00	2,956,400.00	44,555,000.00	0.00	2,956,400.00
Fiscal Year 2028	1,700,000.00	1,255,400.00	2,955,400.00	42,855,000.00	0.00	2,955,400.00
Fiscal Year 2029	1,785,000.00	1,170,400.00	2,955,400.00	41,070,000.00	0.00	2,955,400.00
Fiscal Year 2030	1,875,000.00	1,081,150.00	2,956,150.00	39,195,000.00	0.00	2,956,150.00
Fiscal Year 2031	1,945,000.00	1,006,150.00	2,951,150.00	37,250,000.00	0.00	2,951,150.00
Fiscal Year 2032	2,025,000.00	928,350.00	2,953,350.00	35,225,000.00	0.00	2,953,350.00
Fiscal Year 2033	2,105,000.00	847,350.00	2,952,350.00	33,120,000.00	0.00	2,952,350.00
Fiscal Year 2034	2,190,000.00	763,150.00	2,953,150.00	30,930,000.00	0.00	2,953,150.00
Fiscal Year 2035	2,255,000.00	697,450.00	2,952,450.00	28,675,000.00	0.00	2,952,450.00
Fiscal Year 2036	2,325,000.00	629,800.00	2,954,800.00	26,350,000.00	0.00	2,954,800.00
Fiscal Year 2037	2,370,000.00	583,300.00	2,953,300.00	23,980,000.00	0.00	2,953,300.00
Fiscal Year 2038	2,420,000.00	535,900.00	2,955,900.00	21,560,000.00	0.00	2,955,900.00
Fiscal Year 2039	2,495,000.00	463,300.00	2,958,300.00	19,065,000.00	0.00	2,958,300.00
Fiscal Year 2040	2,565,000.00	388,450.00	2,953,450.00	16,500,000.00	0.00	2,953,450.00
Fiscal Year 2041	2,615,000.00	337,150.00	2,952,150.00	13,885,000.00	0.00	2,952,150.00
Fiscal Year 2042	2,670,000.00	284,850.00	2,954,850.00	11,215,000.00	0.00	2,954,850.00
Fiscal Year 2043	2,720,000.00	231,450.00	2,951,450.00	8,495,000.00	0.00	2,951,450.00
Fiscal Year 2044	2,775,000.00	177,050.00	2,952,050.00	5,720,000.00	0.00	2,952,050.00
Fiscal Year 2045	2,830,000.00	121,550.00	2,951,550.00	2,890,000.00	0.00	2,951,550.00
Fiscal Year 2046	2,890,000.00	61,412.50	2,951,412.50	0.00	0.00	2,951,412.50
Total	**$46,175,000.00**	**$12,900,012.50**	**$59,075,012.50**		**$0.00**	**$59,075,012.50**

Note: The KDFA Revenue Bonds, Series 2013F were issued in August 2013 in the name of the WSU Union Corporation. Refunded in FY 2022 through Series 2021L. Debt service on the bonds will be paid from student housing fees. As additional security for the bonds, the Kansas Board of Regents approved a pledge of legally available revenues of the University.

Wichita State University
FY 2027 Revised and FY 2028 Budget Request

Section III: Division of Budget Forms and Supporting Information
Schedule D: Debt Service Schedule for WSU Board of Trustees - John Bardo Center

Revenue Bonds Series 2014-3 and 2014-4 Issued by Sedgwick County Public Building Commission
Debt Service Amounts Transferred to WSU Board of Trustees

Fiscal Year Payment	Principal Payment	Interest Payment	Total Debt Service Payment	Principal Balance
Balance 6/30/26				**$39,315,000.00**
Fiscal Year 2027	735,000.00	1,764,738.76	2,499,738.76	38,580,000.00
Fiscal Year 2028	760,000.00	1,735,658.76	2,495,658.76	37,820,000.00
Fiscal Year 2029	795,000.00	1,704,818.76	2,499,818.76	37,025,000.00
Fiscal Year 2030	825,000.00	1,672,668.76	2,497,668.76	36,200,000.00
Fiscal Year 2031	860,000.00	1,639,348.76	2,499,348.76	35,340,000.00
Fiscal Year 2032	895,000.00	1,604,578.76	2,499,578.76	34,445,000.00
Fiscal Year 2033	930,000.00	1,568,438.76	2,498,438.76	33,515,000.00
Fiscal Year 2034	965,000.00	1,530,878.76	2,495,878.76	32,550,000.00
Fiscal Year 2035	1,005,000.00	1,491,868.76	2,496,868.76	31,545,000.00
Fiscal Year 2036	1,055,000.00	1,442,100.00	2,497,100.00	30,490,000.00
Fiscal Year 2037	1,110,000.00	1,389,831.26	2,499,831.26	29,380,000.00
Fiscal Year 2038	1,160,000.00	1,334,881.26	2,494,881.26	28,220,000.00
Fiscal Year 2039	1,220,000.00	1,277,431.26	2,497,431.26	27,000,000.00
Fiscal Year 2040	1,280,000.00	1,217,050.00	2,497,050.00	25,720,000.00
Fiscal Year 2041	1,345,000.00	1,153,050.00	2,498,050.00	24,375,000.00
Fiscal Year 2042	1,410,000.00	1,085,800.00	2,495,800.00	22,965,000.00
Fiscal Year 2043	1,480,000.00	1,015,300.00	2,495,300.00	21,485,000.00
Fiscal Year 2044	1,555,000.00	941,300.00	2,496,300.00	19,930,000.00
Fiscal Year 2045	1,635,000.00	863,550.00	2,498,550.00	18,295,000.00
Fiscal Year 2046	1,705,000.00	791,600.00	2,496,600.00	16,590,000.00
Fiscal Year 2047	1,780,000.00	717,500.00	2,497,500.00	14,810,000.00
Fiscal Year 2048	1,855,000.00	640,250.00	2,495,250.00	12,955,000.00
Fiscal Year 2049	1,935,000.00	559,800.00	2,494,800.00	11,020,000.00
Fiscal Year 2050	2,020,000.00	475,950.00	2,495,950.00	9,000,000.00
Fiscal Year 2051	2,110,000.00	388,550.00	2,498,550.00	6,890,000.00
Fiscal Year 2052	2,200,000.00	297,300.00	2,497,300.00	4,690,000.00
Fiscal Year 2053	2,295,000.00	202,300.00	2,497,300.00	2,395,000.00
Fiscal Year 2054	2,395,000.00	103,250.00	2,498,250.00	0.00
Total	**$39,315,000.00**	**$30,609,792.62**	**$69,924,792.62**	

Note: The Series 2014 Revenue Bonds were issued by the Sedgwick County Public Building Commission (PBC) in December 2014. There is a lease agreement between the PBC and the WSU Board of Trustees, and a sublease agreement between the Board of Trustees and Wichita State University.

Revenues to fund the debt service will come from the WSU Board of Trustees and the Engineering Expansion Grant.

Wichita State University
FY 2027 Revised and FY 2028 Budget Request

Section III: Division of Budget Forms and Supporting Information
Schedule E: Debt Service Schedule for Parking Garage

Bond Issue 2016J Sold by KDFA
Payment From Parking System Project Revenue Fund (5148-5000)

Fiscal Year Payment	Principal Payment	Interest Payment	Total Debt Service Payment	Remaining Principal Balance	Estimated Revenues to Fund Debt Service		
					Interest on Investments	State General Fund	W.S.U. Resources
Balance 6/30/26				**$4,305,000.00**			
Fiscal Year 2027	375,000.00	143,006.26	518,006.26	3,930,000.00	0.00	0.00	518,006.26
Fiscal Year 2028	385,000.00	131,756.26	516,756.26	3,545,000.00	0.00	0.00	516,756.26
Fiscal Year 2029	395,000.00	120,206.26	515,206.26	3,150,000.00	0.00	0.00	515,206.26
Fiscal Year 2030	405,000.00	108,356.26	513,356.26	2,745,000.00	0.00	0.00	513,356.26
Fiscal Year 2031	420,000.00	95,700.00	515,700.00	2,325,000.00	0.00	0.00	515,700.00
Fiscal Year 2032	435,000.00	82,050.00	517,050.00	1,890,000.00	0.00	0.00	517,050.00
Fiscal Year 2033	450,000.00	67,368.76	517,368.76	1,440,000.00	0.00	0.00	517,368.76
Fiscal Year 2034	465,000.00	51,618.76	516,618.76	975,000.00	0.00	0.00	516,618.76
Fiscal Year 2035	480,000.00	35,343.76	515,343.76	495,000.00	0.00	0.00	515,343.76
Fiscal Year 2036	495,000.00	17,943.76	512,943.76	0.00	0.00	0.00	512,943.76
Total	$4,305,000.00	$853,350.08	$5,158,350.08		$0.00	$0.00	$5,158,350.08

Wichita State University
FY 2027 Revised and FY 2028 Budget Request

Section III: Division of Budget Forms and Supporting Information
Schedule F: Debt Service Schedule for Woolsey Hall

Bond Series 2020P

Fiscal Year Payment	Principal Payment	Interest Payment	Total Debt Service Payment	Principal Balance
Balance 6/30/26				**$22,050,000.00**
Fiscal Year 2027	650,000.00	568,568.76	1,218,568.76	21,400,000.00
Fiscal Year 2028	685,000.00	536,068.76	1,221,068.76	20,715,000.00
Fiscal Year 2029	715,000.00	501,818.76	1,216,818.76	20,000,000.00
Fiscal Year 2030	745,000.00	473,218.76	1,218,218.76	19,255,000.00
Fiscal Year 2031	775,000.00	443,418.76	1,218,418.76	18,480,000.00
Fiscal Year 2032	800,000.00	420,168.76	1,220,168.76	17,680,000.00
Fiscal Year 2033	815,000.00	404,168.76	1,219,168.76	16,865,000.00
Fiscal Year 2034	830,000.00	387,868.76	1,217,868.76	16,035,000.00
Fiscal Year 2035	845,000.00	371,268.76	1,216,268.76	15,190,000.00
Fiscal Year 2036	865,000.00	354,368.76	1,219,368.76	14,325,000.00
Fiscal Year 2037	880,000.00	337,068.76	1,217,068.76	13,445,000.00
Fiscal Year 2038	900,000.00	319,468.76	1,219,468.76	12,545,000.00
Fiscal Year 2039	920,000.00	300,343.76	1,220,343.76	11,625,000.00
Fiscal Year 2040	940,000.00	280,793.76	1,220,793.76	10,685,000.00
Fiscal Year 2041	960,000.00	259,643.76	1,219,643.76	9,725,000.00
Fiscal Year 2042	980,000.00	238,043.76	1,218,043.76	8,745,000.00
Fiscal Year 2043	1,005,000.00	214,768.76	1,219,768.76	7,740,000.00
Fiscal Year 2044	1,030,000.00	190,900.00	1,220,900.00	6,710,000.00
Fiscal Year 2045	1,050,000.00	166,437.50	1,216,437.50	5,660,000.00
Fiscal Year 2046	1,075,000.00	141,500.00	1,216,500.00	4,585,000.00
Fiscal Year 2047	1,105,000.00	114,625.00	1,219,625.00	3,480,000.00
Fiscal Year 2048	1,130,000.00	87,000.00	1,217,000.00	2,350,000.00
Fiscal Year 2049	1,160,000.00	58,750.00	1,218,750.00	1,190,000.00
Fiscal Year 2050	1,190,000.00	29,750.00	1,219,750.00	0.00
Total	**$22,050,000.00**	**$7,200,031.42**	**$29,250,031.42**	

Note: Series 2020P was issued in July 2020 to finance a portion of the costs of construction and equipping of the Woolsey Hall Business Building.
Debt is repaid by the general revenues of the university.

Wichita State University
FY 2027 Revised and FY 2028 Budget Request

Section III: Division of Budget Forms and Supporting Information
Schedule G: Debt Service Schedule for Flats and Suites

Bond Series 2020P

Fiscal Year Payment	Principal Payment	Interest Payment	Total Debt Service Payment	Principal Balance
Balance 6/30/26				**$41,225,000.00**
Fiscal Year 2027	1,635,000.00	1,074,212.50	2,709,212.50	39,590,000.00
Fiscal Year 2028	1,720,000.00	992,462.50	2,712,462.50	37,870,000.00
Fiscal Year 2029	1,805,000.00	906,462.50	2,711,462.50	36,065,000.00
Fiscal Year 2030	1,875,000.00	834,262.50	2,709,262.50	34,190,000.00
Fiscal Year 2031	1,950,000.00	759,262.50	2,709,262.50	32,240,000.00
Fiscal Year 2032	2,010,000.00	700,762.50	2,710,762.50	30,230,000.00
Fiscal Year 2033	2,050,000.00	660,562.50	2,710,562.50	28,180,000.00
Fiscal Year 2034	2,090,000.00	619,562.50	2,709,562.50	26,090,000.00
Fiscal Year 2035	2,130,000.00	577,762.50	2,707,762.50	23,960,000.00
Fiscal Year 2036	2,175,000.00	535,162.50	2,710,162.50	21,785,000.00
Fiscal Year 2037	2,220,000.00	491,662.50	2,711,662.50	19,565,000.00
Fiscal Year 2038	2,265,000.00	447,262.50	2,712,262.50	17,300,000.00
Fiscal Year 2039	2,310,000.00	399,131.26	2,709,131.26	14,990,000.00
Fiscal Year 2040	2,360,000.00	350,043.76	2,710,043.76	12,630,000.00
Fiscal Year 2041	2,415,000.00	296,943.76	2,711,943.76	10,215,000.00
Fiscal Year 2042	2,465,000.00	242,606.26	2,707,606.26	7,750,000.00
Fiscal Year 2043	2,525,000.00	184,062.50	2,709,062.50	5,225,000.00
Fiscal Year 2044	2,585,000.00	124,093.76	2,709,093.76	2,640,000.00
Fiscal Year 2045	2,640,000.00	62,700.00	2,702,700.00	0.00
Total	**$41,225,000.00**	**$10,258,981.30**	**$51,483,981.30**	

Note: Series 2020P was issued July 2020 to finance a portion of the purchase of the Flats and Suites campus housing. Debt is repaid by the housing system, user fees, and backed by the general revenues of the university.

Wichita State University
FY 2027 Revised and FY 2028 Budget Request

Section III: Division of Budget Forms and Supporting Information

Schedule H: Debt Service Schedule for The Digital Research and Transformation Hub

Bond Series 2021L

Fiscal Year Payment	Principal Payment	Interest Payment	Total Debt Service Payment	Principal Balance
Balance 6/30/26				**$6,655,000.00**
Fiscal Year 2027	175,000.00	181,850.00	356,850.00	6,480,000.00
Fiscal Year 2028	185,000.00	173,100.00	358,100.00	6,295,000.00
Fiscal Year 2029	190,000.00	163,850.00	353,850.00	6,105,000.00
Fiscal Year 2030	205,000.00	154,350.00	359,350.00	5,900,000.00
Fiscal Year 2031	210,000.00	146,150.00	356,150.00	5,690,000.00
Fiscal Year 2032	215,000.00	137,750.00	352,750.00	5,475,000.00
Fiscal Year 2033	230,000.00	129,150.00	359,150.00	5,245,000.00
Fiscal Year 2034	235,000.00	119,950.00	354,950.00	5,010,000.00
Fiscal Year 2035	245,000.00	112,900.00	357,900.00	4,765,000.00
Fiscal Year 2036	250,000.00	105,550.00	355,550.00	4,515,000.00
Fiscal Year 2037	255,000.00	100,550.00	355,550.00	4,260,000.00
Fiscal Year 2038	260,000.00	95,450.00	355,450.00	4,000,000.00
Fiscal Year 2039	270,000.00	87,650.00	357,650.00	3,730,000.00
Fiscal Year 2040	275,000.00	79,550.00	354,550.00	3,455,000.00
Fiscal Year 2041	280,000.00	74,050.00	354,050.00	3,175,000.00
Fiscal Year 2042	290,000.00	68,450.00	358,450.00	2,885,000.00
Fiscal Year 2043	295,000.00	62,650.00	357,650.00	2,590,000.00
Fiscal Year 2044	300,000.00	56,750.00	356,750.00	2,290,000.00
Fiscal Year 2045	305,000.00	50,750.00	355,750.00	1,985,000.00
Fiscal Year 2046	315,000.00	44,268.75	359,268.75	1,670,000.00
Fiscal Year 2047	320,000.00	37,575.00	357,575.00	1,350,000.00
Fiscal Year 2048	325,000.00	30,375.00	355,375.00	1,025,000.00
Fiscal Year 2049	335,000.00	23,062.50	358,062.50	690,000.00
Fiscal Year 2050	340,000.00	15,525.00	355,525.00	350,000.00
Fiscal Year 2051	350,000.00	7,875.00	357,875.00	0.00
Total	**$6,655,000.00**	**$2,259,131.25**	**$8,914,131.25**	

Note: Series 2021L were issued July 2021 to finance a portion of the costs of the construction and equipping of The National Institute for Reasearch and Digital Transformation. Series 2021L were partially refinanced with series 2025D-2 in March 2025.

Wichita State University
FY 2027 Revised and FY 2028 Budget Request

Section III: Division of Budget Forms and Supporting Information

Schedule I: Debt Service Schedule for Clinton Hall Shocker Success Center

Bond Series 2022G

Fiscal Year Payment	Principal Payment	Interest Payment	Total Debt Service Payment	Principal Balance
Balance 6/30/26				**$11,700,000.00**
Fiscal Year 2027	360,000.00	463,368.76	823,368.76	11,340,000.00
Fiscal Year 2028	380,000.00	445,368.76	825,368.76	10,960,000.00
Fiscal Year 2029	400,000.00	426,368.76	826,368.76	10,560,000.00
Fiscal Year 2030	420,000.00	406,368.76	826,368.76	10,140,000.00
Fiscal Year 2031	440,000.00	385,368.76	825,368.76	9,700,000.00
Fiscal Year 2032	460,000.00	367,768.76	827,768.76	9,240,000.00
Fiscal Year 2033	475,000.00	349,368.76	824,368.76	8,765,000.00
Fiscal Year 2034	490,000.00	335,118.76	825,118.76	8,275,000.00
Fiscal Year 2035	505,000.00	319,806.26	824,806.26	7,770,000.00
Fiscal Year 2036	525,000.00	303,393.76	828,393.76	7,245,000.00
Fiscal Year 2037	540,000.00	285,675.00	825,675.00	6,705,000.00
Fiscal Year 2038	560,000.00	266,100.00	826,100.00	6,145,000.00
Fiscal Year 2039	580,000.00	245,800.00	825,800.00	5,565,000.00
Fiscal Year 2040	605,000.00	222,600.00	827,600.00	4,960,000.00
Fiscal Year 2041	625,000.00	198,400.00	823,400.00	4,335,000.00
Fiscal Year 2042	655,000.00	173,400.00	828,400.00	3,680,000.00
Fiscal Year 2043	680,000.00	147,200.00	827,200.00	3,000,000.00
Fiscal Year 2044	705,000.00	120,000.00	825,000.00	2,295,000.00
Fiscal Year 2045	735,000.00	91,800.00	826,800.00	1,560,000.00
Fiscal Year 2046	765,000.00	62,400.00	827,400.00	795,000.00
Fiscal Year 2047	795,000.00	31,800.00	826,800.00	0.00
Total	**$11,700,000.00**	**$5,647,475.10**	**$17,347,475.10**	

Note: Series 2022G were issued July 2022 to finance the costs of the rennovation of Clinton Hall Shocker Success Center.

Wichita State University
FY 2027 Revised and FY 2028 Budget Request

Section III: Division of Budget Forms and Supporting Information

Schedule J: Debt Service Schedule for University Stadium Project

Bond Series 2023J

Fiscal Year Payment	Principal Payment	Interest Payment	Total Debt Service Payment	Principal Balance
Balance 6/30/26				**$9,730,000.00**
Fiscal Year 2027	380,000.00	443,300.00	823,300.00	9,350,000.00
Fiscal Year 2028	400,000.00	424,300.00	824,300.00	8,950,000.00
Fiscal Year 2029	420,000.00	404,300.00	824,300.00	8,530,000.00
Fiscal Year 2030	440,000.00	383,300.00	823,300.00	8,090,000.00
Fiscal Year 2031	465,000.00	361,300.00	826,300.00	7,625,000.00
Fiscal Year 2032	485,000.00	338,050.00	823,050.00	7,140,000.00
Fiscal Year 2033	510,000.00	313,800.00	823,800.00	6,630,000.00
Fiscal Year 2034	535,000.00	288,300.00	823,300.00	6,095,000.00
Fiscal Year 2035	565,000.00	261,550.00	826,550.00	5,530,000.00
Fiscal Year 2036	590,000.00	233,300.00	823,300.00	4,940,000.00
Fiscal Year 2037	620,000.00	203,800.00	823,800.00	4,320,000.00
Fiscal Year 2038	650,000.00	172,800.00	822,800.00	3,670,000.00
Fiscal Year 2039	675,000.00	146,800.00	821,800.00	2,995,000.00
Fiscal Year 2040	705,000.00	119,800.00	824,800.00	2,290,000.00
Fiscal Year 2041	735,000.00	91,600.00	826,600.00	1,555,000.00
Fiscal Year 2042	760,000.00	62,200.00	822,200.00	795,000.00
Fiscal Year 2043	795,000.00	31,800.00	826,800.00	0.00
Total	**$9,730,000.00**	**$4,280,300.00**	**$14,010,300.00**	

Note: Series 2023J were issued December 2023 to finance the costs of the rennovation of the University Stadium.

Wichita State University
FY 2027 Revised and FY 2028 Budget Request

Section III: Division of Budget Forms and Supporting Information

Schedule K: Debt Service Schedule for University Stadium Project

Bond Series 2025D-1

Fiscal Year Payment	Principal Payment	Interest Payment	Total Debt Service Payment	Principal Balance
Balance 6/30/26				**$6,660,000.00**
Fiscal Year 2027	160,000.00	279,450.00	439,450.00	6,500,000.00
Fiscal Year 2028	170,000.00	271,450.00	441,450.00	6,330,000.00
Fiscal Year 2029	175,000.00	262,950.00	437,950.00	6,155,000.00
Fiscal Year 2030	185,000.00	254,200.00	439,200.00	5,970,000.00
Fiscal Year 2031	195,000.00	244,950.00	439,950.00	5,775,000.00
Fiscal Year 2032	205,000.00	235,200.00	440,200.00	5,570,000.00
Fiscal Year 2033	215,000.00	224,950.00	439,950.00	5,355,000.00
Fiscal Year 2034	225,000.00	214,200.00	439,200.00	5,130,000.00
Fiscal Year 2035	235,000.00	205,200.00	440,200.00	4,895,000.00
Fiscal Year 2036	245,000.00	195,800.00	440,800.00	4,650,000.00
Fiscal Year 2037	255,000.00	186,000.00	441,000.00	4,395,000.00
Fiscal Year 2038	265,000.00	175,800.00	440,800.00	4,130,000.00
Fiscal Year 2039	275,000.00	165,200.00	440,200.00	3,855,000.00
Fiscal Year 2040	285,000.00	154,200.00	439,200.00	3,570,000.00
Fiscal Year 2041	300,000.00	142,800.00	442,800.00	3,270,000.00
Fiscal Year 2042	310,000.00	130,800.00	440,800.00	2,960,000.00
Fiscal Year 2043	320,000.00	118,400.00	438,400.00	2,640,000.00
Fiscal Year 2044	335,000.00	105,600.00	440,600.00	2,305,000.00
Fiscal Year 2045	350,000.00	92,200.00	442,200.00	1,955,000.00
Fiscal Year 2046	360,000.00	78,200.00	438,200.00	1,595,000.00
Fiscal Year 2047	375,000.00	63,800.00	438,800.00	1,220,000.00
Fiscal Year 2048	390,000.00	48,800.00	438,800.00	830,000.00
Fiscal Year 2049	405,000.00	33,200.00	438,200.00	425,000.00
Fiscal Year 2050	425,000.00	17,000.00	442,000.00	0.00
Total	**$6,660,000.00**	**$3,900,350.00**	**$10,560,350.00**	

Note: Series 2025D-1 were issued March 2025 to finance the costs of the rennovation of the University Stadium.

Wichita State University
FY 2027 Revised and FY 2028 Budget Request

Section III: Division of Budget Forms and Supporting Information

Schedule L: Debt Service Schedule for The Hub for Advanced Manufacturing Research

Bond Series 2025D-2

Fiscal Year Payment	Principal Payment	Interest Payment	Total Debt Service Payment	Principal Balance
Balance 6/30/26				**$19,920,000.00**
Fiscal Year 2027	385,000.00	1,098,535.00	1,483,535.00	19,535,000.00
Fiscal Year 2028	415,000.00	1,067,735.00	1,482,735.00	19,120,000.00
Fiscal Year 2029	450,000.00	1,034,535.00	1,484,535.00	18,670,000.00
Fiscal Year 2030	485,000.00	998,535.00	1,483,535.00	18,185,000.00
Fiscal Year 2031	520,000.00	964,585.00	1,484,585.00	17,665,000.00
Fiscal Year 2032	555,000.00	928,185.00	1,483,185.00	17,110,000.00
Fiscal Year 2033	595,000.00	889,335.00	1,484,335.00	16,515,000.00
Fiscal Year 2034	640,000.00	844,710.00	1,484,710.00	15,875,000.00
Fiscal Year 2035	670,000.00	812,710.00	1,482,710.00	15,205,000.00
Fiscal Year 2036	705,000.00	781,220.00	1,486,220.00	14,500,000.00
Fiscal Year 2037	740,000.00	747,380.00	1,487,380.00	13,760,000.00
Fiscal Year 2038	775,000.00	711,490.00	1,486,490.00	12,985,000.00
Fiscal Year 2039	810,000.00	673,515.00	1,483,515.00	12,175,000.00
Fiscal Year 2040	850,000.00	633,420.00	1,483,420.00	11,325,000.00
Fiscal Year 2041	895,000.00	590,920.00	1,485,920.00	10,430,000.00
Fiscal Year 2042	940,000.00	545,722.50	1,485,722.50	9,490,000.00
Fiscal Year 2043	985,000.00	497,782.50	1,482,782.50	8,505,000.00
Fiscal Year 2044	1,035,000.00	447,547.50	1,482,547.50	7,470,000.00
Fiscal Year 2045	1,090,000.00	394,245.00	1,484,245.00	6,380,000.00
Fiscal Year 2046	1,150,000.00	337,565.00	1,487,565.00	5,230,000.00
Fiscal Year 2047	1,210,000.00	277,190.00	1,487,190.00	4,020,000.00
Fiscal Year 2048	1,270,000.00	213,060.00	1,483,060.00	2,750,000.00
Fiscal Year 2049	1,340,000.00	145,750.00	1,485,750.00	1,410,000.00
Fiscal Year 2050	1,410,000.00	74,730.00	1,484,730.00	0.00
Total	**$19,920,000.00**	**$15,710,402.50**	**$35,630,402.50**	

Note: Series 2025D-2 were issued March 2025 to finance the costs for The Hub for Advanced Manufacturing Research and to partially refinance Series 2021L for The National Institute for Research and Digital Transformation. The debt schedule on this page is the portion for The Hub for Advanced Manufacturing Research.

Wichita State University
FY 2027 Revised and FY 2028 Budget Request

Section III: Division of Budget Forms and Supporting Information

Schedule M: Debt Service Schedule for The Digital Research and Transformation Hub

Bond Series 2025D-2

Fiscal Year Payment	Principal Payment	Interest Payment	Total Debt Service Payment	Principal Balance
Balance 6/30/26				**$5,610,000.00**
Fiscal Year 2027	100,000.00	308,600.00	408,600.00	5,510,000.00
Fiscal Year 2028	110,000.00	300,600.00	410,600.00	5,400,000.00
Fiscal Year 2029	120,000.00	291,800.00	411,800.00	5,280,000.00
Fiscal Year 2030	125,000.00	282,200.00	407,200.00	5,155,000.00
Fiscal Year 2031	140,000.00	273,450.00	413,450.00	5,015,000.00
Fiscal Year 2032	145,000.00	263,650.00	408,650.00	4,870,000.00
Fiscal Year 2033	155,000.00	253,500.00	408,500.00	4,715,000.00
Fiscal Year 2034	170,000.00	241,875.00	411,875.00	4,545,000.00
Fiscal Year 2035	175,000.00	233,375.00	408,375.00	4,370,000.00
Fiscal Year 2036	185,000.00	225,150.00	410,150.00	4,185,000.00
Fiscal Year 2037	195,000.00	216,270.00	411,270.00	3,990,000.00
Fiscal Year 2038	205,000.00	206,812.50	411,812.50	3,785,000.00
Fiscal Year 2039	210,000.00	196,767.50	406,767.50	3,575,000.00
Fiscal Year 2040	225,000.00	186,372.50	411,372.50	3,350,000.00
Fiscal Year 2041	235,000.00	175,122.50	410,122.50	3,115,000.00
Fiscal Year 2042	245,000.00	163,255.00	408,255.00	2,870,000.00
Fiscal Year 2043	255,000.00	150,760.00	405,760.00	2,615,000.00
Fiscal Year 2044	270,000.00	137,755.00	407,755.00	2,345,000.00
Fiscal Year 2045	285,000.00	123,850.00	408,850.00	2,060,000.00
Fiscal Year 2046	300,000.00	109,030.00	409,030.00	1,760,000.00
Fiscal Year 2047	315,000.00	93,280.00	408,280.00	1,445,000.00
Fiscal Year 2048	335,000.00	76,585.00	411,585.00	1,110,000.00
Fiscal Year 2049	350,000.00	58,830.00	408,830.00	760,000.00
Fiscal Year 2050	370,000.00	40,280.00	410,280.00	390,000.00
Fiscal Year 2051	390,000.00	20,670.00	410,670.00	0.00
Total	**$5,610,000.00**	**$4,629,840.00**	**$10,239,840.00**	

Note: Series 2025D-2 were issued March 2025 to finance the costs for The Hub for Advanced Manufacturing Research and to partially refinance Series 2021L for The National Institute for Research and Digital Transformation. The debt schedule on this page is the portion for The National Institute for Research and Digital Transformation.

Wichita State University
FY 2027 Revised and FY 2028 Budget Request

Section III: Division of Budget Forms and Supporting Information
Schedule N: University Stadium Phase 2

Bond Series 2026G-1

Fiscal Year Payment	Principal Payment	Interest Payment	Total Debt Service Payment	Principal Balance
Balance 6/30/26				**$19,700,000.00**
Fiscal Year 2027	0.00	797,036.00	797,036.00	19,700,000.00
Fiscal Year 2028	0.00	880,163.00	880,163.00	19,700,000.00
Fiscal Year 2029	0.00	880,163.00	880,163.00	19,700,000.00
Fiscal Year 2030	0.00	880,163.00	880,163.00	19,700,000.00
Fiscal Year 2031	0.00	880,163.00	880,163.00	19,700,000.00
Fiscal Year 2032	0.00	880,163.00	880,163.00	19,700,000.00
Fiscal Year 2033	0.00	880,163.00	880,163.00	19,700,000.00
Fiscal Year 2034	0.00	880,163.00	880,163.00	19,700,000.00
Fiscal Year 2035	0.00	880,163.00	880,163.00	19,700,000.00
Fiscal Year 2036	0.00	880,163.00	880,163.00	19,700,000.00
Fiscal Year 2037	0.00	880,163.00	880,163.00	19,700,000.00
Fiscal Year 2038	0.00	880,163.00	880,163.00	19,700,000.00
Fiscal Year 2039	0.00	880,163.00	880,163.00	19,700,000.00
Fiscal Year 2040	0.00	880,163.00	880,163.00	19,700,000.00
Fiscal Year 2041	0.00	880,163.00	880,163.00	19,700,000.00
Fiscal Year 2042	0.00	880,163.00	880,163.00	19,700,000.00
Fiscal Year 2043	0.00	880,163.00	880,163.00	19,700,000.00
Fiscal Year 2044	0.00	880,163.00	880,163.00	19,700,000.00
Fiscal Year 2045	0.00	880,163.00	880,163.00	19,700,000.00
Fiscal Year 2046	0.00	880,163.00	880,163.00	19,700,000.00
Fiscal Year 2047	0.00	880,163.00	880,163.00	19,700,000.00
Fiscal Year 2048	0.00	880,163.00	880,163.00	19,700,000.00
Fiscal Year 2049	50,000.00	880,163.00	930,163.00	19,650,000.00
Fiscal Year 2050	2,455,000.00	877,975.00	3,332,975.00	17,195,000.00
Fiscal Year 2051	2,565,000.00	770,569.00	3,335,569.00	14,630,000.00
Fiscal Year 2052	2,675,000.00	658,350.00	3,333,350.00	11,955,000.00
Fiscal Year 2053	2,795,000.00	537,975.00	3,332,975.00	9,160,000.00
Fiscal Year 2054	2,920,000.00	412,200.00	3,332,200.00	6,240,000.00
Fiscal Year 2055	3,050,000.00	280,800.00	3,330,800.00	3,190,000.00
Fiscal Year 2056	3,190,000.00	143,550.00	3,333,550.00	0.00
Total	**$19,700,000.00**	**$23,842,041.00**	**$43,542,041.00**	

Note: The University will use a portion of the proceeds of the Series 2026G Bonds to finance a portion of the costs associated with the construction, renovation, furnishing, and equipping of new stadium facilities and related improvements.

Wichita State University
FY 2027 Revised and FY 2028 Budget Request

Section III: Division of Budget Forms and Supporting Information
Schedule O: University Stadium Phase 2

Bond Series 2026G-2

Fiscal Year Payment	Principal Payment	Interest Payment	Total Debt Service Payment	Principal Balance
Balance 6/30/26				**$28,255,000.00**
Fiscal Year 2027	0.00	1,288,707.00	1,288,707.00	28,255,000.00
Fiscal Year 2028	0.00	1,423,113.00	1,423,113.00	28,255,000.00
Fiscal Year 2029	0.00	1,423,113.00	1,423,113.00	28,255,000.00
Fiscal Year 2030	0.00	1,423,113.00	1,423,113.00	28,255,000.00
Fiscal Year 2031	0.00	1,423,113.00	1,423,113.00	28,255,000.00
Fiscal Year 2032	1,035,000.00	1,423,113.00	2,458,113.00	27,220,000.00
Fiscal Year 2033	1,075,000.00	1,379,125.00	2,454,125.00	26,145,000.00
Fiscal Year 2034	1,120,000.00	1,333,438.00	2,453,438.00	25,025,000.00
Fiscal Year 2035	1,170,000.00	1,283,038.00	2,453,038.00	23,855,000.00
Fiscal Year 2036	1,225,000.00	1,230,388.00	2,455,388.00	22,630,000.00
Fiscal Year 2037	1,280,000.00	1,173,731.00	2,453,731.00	21,350,000.00
Fiscal Year 2038	1,340,000.00	1,112,931.00	2,452,931.00	20,010,000.00
Fiscal Year 2039	1,405,000.00	1,047,606.00	2,452,606.00	18,605,000.00
Fiscal Year 2040	1,475,000.00	979,113.00	2,454,113.00	17,130,000.00
Fiscal Year 2041	1,545,000.00	905,363.00	2,450,363.00	15,585,000.00
Fiscal Year 2042	1,625,000.00	828,113.00	2,453,113.00	13,960,000.00
Fiscal Year 2043	1,710,000.00	744,831.00	2,454,831.00	12,250,000.00
Fiscal Year 2044	1,795,000.00	657,194.00	2,452,194.00	10,455,000.00
Fiscal Year 2045	1,890,000.00	565,200.00	2,455,200.00	8,565,000.00
Fiscal Year 2046	1,985,000.00	465,975.00	2,450,975.00	6,580,000.00
Fiscal Year 2047	2,095,000.00	359,281.00	2,454,281.00	4,485,000.00
Fiscal Year 2048	2,205,000.00	246,675.00	2,451,675.00	2,280,000.00
Fiscal Year 2049	2,280,000.00	125,400.00	2,405,400.00	0.00
Total	**$28,255,000.00**	**$22,841,670.00**	**$51,096,674.00**	

Note: The University will use a portion of the proceeds of the Series 2026G Bonds to finance a portion of the costs associated with the construction, renovation, furnishing, and equipping of new stadium facilities and related improvements.

Wichita State University
FY 2027 Revised and FY 2028 Budget Request

Section III: Division of Budget Forms and Supporting Information
Schedule P: Aviation Jobs Loan

Fiscal Year Payment	Principal Payment	Interest Payment	Total Debt Service Payment	Principal Balance
Balance 6/30/26				**$22,641,504.98**
Fiscal Year 2027	905,103.24	742,356.15	1,647,459.39	21,736,401.74
Fiscal Year 2028	940,652.59	733,307.81	1,673,960.40	20,795,749.15
Fiscal Year 2029	975,451.18	698,509.22	1,673,960.40	19,820,297.97
Fiscal Year 2030	1,009,460.42	664,499.98	1,673,960.40	18,810,837.56
Fiscal Year 2031	1,044,655.39	629,305.01	1,673,960.40	17,766,182.16
Fiscal Year 2032	1,079,460.14	594,500.25	1,673,960.40	16,686,722.02
Fiscal Year 2033	1,118,712.97	555,247.43	1,673,960.40	15,568,009.05
Fiscal Year 2034	1,157,717.05	516,243.35	1,673,960.40	14,410,292.00
Fiscal Year 2035	1,198,081.01	475,879.39	1,673,960.40	13,212,210.99
Fiscal Year 2036	13,212,210.99	246,654.04	13,458,865.03	0.00
Total	**$22,641,504.98**	**$5,856,502.64**	**$28,498,007.62**	

Note: Wichita State University was issued an Aviation Jobs Loan through the Kansas Aviation Loan Program on December 23, 2025. The accompanying amortization schedule reflects the principal and interest payments associated with the loan.

Children's Services
DA 417

CHILDREN'S SERVICES - DA 417 - FY 2027
Revised and FY 2028 Request

DIVISION OF THE BUDGET
DEPARTMENT OF ADMINISTRATION, STATE OF KANSAS

AGENCY NAME: WICHITA STATE UN | AGENCY NAME: WICHITA STATE UNIVERSITY
AGENCY-SUBAGENCY CODES: 715-(| AGENCY-SUBAGENCY CODES: 715-00
FUNCTION NO. 3 | FUNCTION NO. 3

PAGE

PROGRAM NAME	N1	FY 2026 ACTUAL NUMBER SERVED	FY 2026 ACTUAL STATE GENERAL FUND	FY 2026 ACTUAL ALL FUNDS	FY 2027 REVISED BUDGET REQUEST NUMBER SERVED	FY 2027 REVISED BUDGET REQUEST STATE GENERAL FUND	FY 2027 REVISED BUDGET REQUEST ALL FUNDS	FY 2028 BUDGET REQUEST NUMBER SERVED	FY 2028 BUDGET REQUEST STATE GENERAL FUND	FY 2028 BUDGET REQUEST ALL FUNDS	DOB USE ONLY
Speech-Language-Hearing Clinic Provides audiological testing, diagnostic services, treatment for articulation and fluency disorders and phonology clinic for children and their families.	C	950	$100,000	$100,000	1,000	$101,000	$101,000	1,000	$101,000	$101,000	
Dental Hygiene Clinic The Dental Hygiene Clinic provides children dental examinations, radiographs, dental prophylaxis, flouride treatment, oral hygiene instructions and may have sealants placed if required. Students also provide oral hygiene education and oral hygiene aids to children in a variety of community settings including: pre-school, elementary, middle school, and day-care settings. In addition, faculty provide oral healthcare screening to children in a variety settings.	C	2,500	$40,000	$44,000	2,500	$40,000	$44,000	2,500	$40,000	$44,000	
School of Nursing - Services Provided by Nursing Students Family Nurse Practioner students have approximately 63.4 hours spent with pediatric patients, through clinics such as the Kan Be Health, Denver II, and the Medical Missions.	C	35	$1,200	$1,200	45	$2,000	$2,000	45	$2,000	$2,000	
TRIO Upward Bound Wichita Prep Provides high school students tutorial instruction to encourage students to obtain a degree. During the summer component, students live on campus for 6-8 weeks.	C	97	$0	$503,538	97	$0	$503,538	97	$0	$503,538	
Upward Bound Regional Math/ Science Program Upward Bound TRIO Math-Science (UBMS) is 100% federally funded and hosted by Wichita State University (WSU) in Wichita, Kansas. With the support of WSU and the cooperation of schools throughout Kansas, the program is designed to serve 74 high school students who have the potential to be the first in their family to attend college and earn a four-year degree, preferably in a science or mathematics field.	C	74	$0	$384,775	74	$0	$984,775	0	$0	$0	

PROGRAM NAME	N1	FY 2026 ACTUAL			FY 2027 REVISED BUDGET REQUEST			FY 2028 BUDGET REQUEST			DOB USE ONLY
		NUMBER SERVED	STATE GENERAL FUND	ALL FUNDS	NUMBER SERVED	STATE GENERAL FUND	ALL FUNDS	NUMBER SERVED	STATE GENERAL FUND	ALL FUNDS	
Communication Upward Bound Communication Upward Bound(CUB) is a federally funded college-prep organization that serves high school students enrolled in the Wichita public school district. The program covers the diverse careers in the field of Communication and introduces the students to a myriad of communication career paths, including business, medicine, TV/film, education, engineering, social media marketing, event management, public relations/publicity, corporate communications, and human resources. Students gain hands-on experience in public speaking, graphic design, tv/film production, ad copy writing and more. The program includes year-round tutoring, academic support, post-secondary strategic planning, summer residential program, and college campus tours.	C	52	$0	$278,305	52	$0	$278,305	52	$0	$278,305	
TRIO Talent Search TRIO Talent Search is a federally funded program designed to prepare middle school and high school students for postsecondary education. All services are free and include: tutoring, computer lab usage, after-school tutoring program, college and career information, assistance with completing the FAFSA and other financial aid forms including scholarship forms, college campus visits, and college prep workshops.	C	1,165	$0	$672,135	1,344	$0	$672,135	1,344	$0	$672,135	
TRIO Talent Search-South TRIO Talent Search-South is a federally funded program designed to prepare middle school and high school students for postsecondary education. All services are free and include: tutoring, computer lab usage, after-school tutoring program, college and career information, assistance with completing the FAFSA and other financial aid forms including scholarship forms, college campus visits, and college prep workshops.	C	500	$0	$288,470	577	$0	$288,470	577	$0	$288,470	
West Wichita GEAR UP The mission of West Wichita GEAR UP is to provide awareness, academic readiness and support to disadvantaged students for the successful completion of high school and pursuit of post-secondary education.	C	691	$65,664	$65,664	0	$0	$0	0	$0	$0	

PROGRAM NAME	N1	FY 2026 ACTUAL			FY 2027 REVISED BUDGET REQUEST			FY 2028 BUDGET REQUEST			DOB USE ONLY
		NUMBER SERVED	STATE GENERAL FUND	ALL FUNDS	NUMBER SERVED	STATE GENERAL FUND	ALL FUNDS	NUMBER SERVED	STATE GENERAL FUND	ALL FUNDS	
Kansas Kids @ GEAR UP This discretionary grant program, funded by the U.S. Department of Education, is designed to increase the number of low-income students in foster care, statewide, who are prepared to enter and succeed in postsecondary education. Services are provided to students in foster care in the seventh through twelfth grades and graduating seniors in their first year in college.	C	2,500	$0	$3,500,000	2,500	$0	$3,500,00	2,500	$0	$3,500,000	
Haysville GEAR UP Haysville GEAR UP is a grant funded by the U.S. Department of Education. This program is designed to increase post-secondary enrollement and persistence. Services are provided to all students within the Class of 2024 and Class of 2025 who are enrolled in the Haysville Public School District (USD 261). Services for the class of 2024 began in their 7th grade and continued until their first year of college. For the Class of 2025 services began in 6th grade and continue until they graduate from High School.	C	134	$0	$496,000	0	$0	$0	0	$0	$0	
GEAR UP @ Haysville GEAR UP @ Haysville is a grant funded by the U.S. Department of Education. This program is designed to increase post-secondary enrollement and persistence. Services are provided to all students within the Class of 2030 and Class of 2031 who are enrolled in the Haysville Public School District (USD 261). Services begin in 6th and 7th grade and will continue until the Class of 2031 graduates high school and 2030 is in their first year of post-secondary education.	C	932	$0	$720,000	900	$0	$720,000	900	$0	$720,000	
WSU Child Development Center The Wichita State University Child Development Center is dedicated to serving the needs of young children by providing a high quality, culturally diverse early childhood program within a safe nurturing environment.	C	115	$0	$100,000	115	$0	$983,477	115	$0	$983,477	
Tutor (316) The federally funded Tutor (316) pays 100% of wages for qualifying federal work-study students employed as tutors to improve their reading and math proficiency skills in reading/math for preschool and elementary school children. We have WSU students working in the public schools under this program in Wichita, Andover and Maize.	C	180	$0	$32,762	270	$0	$40,000	270	$0	$40,000	

PROGRAM NAME	N1	FY 2026 ACTUAL			FY 2027 REVISED BUDGET REQUEST			FY 2028 BUDGET REQUEST			DOB USE ONLY
		NUMBER SERVED	STATE GENERAL FUND	ALL FUNDS	NUMBER SERVED	STATE GENERAL FUND	ALL FUNDS	NUMBER SERVED	STATE GENERAL FUND	ALL FUNDS	
YES Program A state funded program from Kansas Career Work Study program. WSU Students work in local public schools for youth educational services.	C	425	$55,441	$0	300	$34,008	$0	300	$34,008	$0	
Engineering Summer Camps Each summer, CoE offers youth a chance to explore their interests in engineering and computer science through several week-long camps for 4th through 12th grades.	C	298	$37,478	$40,232	300	$25,000	$40,000	325	$25,000	$45,000	
Mindstorms Challenge The annual Shocker MINDSTORMS challenge is designed to encourage students of all ages (K-12 and adult) to explore, experiment and experience STEM in a hands-on constructionist environment.	F	300	$0	$18,065	300	$0	$18,000	300	$0	$18,000	
Kansas BEST Robotics The BEST competition motivates students by challenging them to build a remote-controlled robot that accomplishes a defined task within a competitive setting. The students are coached by professional engineers and school teachers through the process and students have six weeks to design, develop and test a robot that can outperform their competitors, using materials in BEST-provided kits.	C	239	$0	$32,720	250	$0	$40,000	250	$0	$40,000	
Introduce a Girl to Engineering Day Introduced a Girl to Engineering Day as the event connects them to a broad network of current and future women in STEM. While students acted as mentors for high school girls interested in engineering, they were also able to connect with mentors who are currently practicing engineers or engineering faculty. They also had access to an opportunity fair where they could connect and listen to spiels from employers as well as listen to topical keynote speeches regarding being a woman in STEM and what persistence looks like at a professional level.	C	170	$0	$6,953	175	$0	$8,000	200	$0	$9,000	
TOTAL			**$299,783**	**$7,284,819**		**$202,008**	**$4,723,700**		**$202,008**	**$7,244,925**	

For each program, insert "C" for children served; "F" for families served; or "N" if service category is not children or families.

Agency Summary
DA 402

402 Agency Summary

Agency: Wichita State University
Agcy No: 00715
Version: 2028-A-02-00715

Date: 09/15/2026
Time: 10:24:08

Division of the Budget
KANSAS

Summary by Program **Program** **Description**	FY 2026 Actuals	FY 2027 Adjusted Budget Request	FY 2028 Adjusted Budget Request	null	null	null
41000 Institutional Support	29,397,692	31,973,462	32,860,298	0	0	0
42000 Instructional Services	107,109,273	99,920,851	103,383,787	0	0	0
43000 Academic Support	54,989,243	50,154,287	53,694,409	0	0	0
44000 Student Services	55,681,950	68,960,803	69,423,947	0	0	0
45000 Research	715,967,324	773,536,526	778,412,563	0	0	0
46000 Public Service	34,806,731	20,654,891	21,303,282	0	0	0
47000 Student Aid	65,319,347	58,138,130	58,748,684	0	0	0
48000 Auxiliary	12,321,856	13,411,706	13,571,440	0	0	0
96000 Physical Plant/ Central Svcs	28,250,245	29,583,809	30,242,482	0	0	0
97000 Off Budget	2,065,396	0	0	0	0	0
98000 Debt Service	8,218,948	8,225,557	8,231,056	0	0	0
99000 Capital Improvements	45,077,902	95,966,586	1,707,000	0	0	0
A0031 Healthy Sciences	(3,218,176)	0	0	0	0	0
A0037 WSU Digital Transformation	1,123,168	0	0	0	0	0
A0072 Health Facilities and Program	7,224,918	0	0	0	0	0
A0150 Kansas Public Broadcasting	25,999	0	0	0	0	0
A0212 Healthy Sciences	80,210,586	0	0	0	0	0
Total by Program:	**1,244,572,402**	**1,250,526,608**	**1,171,578,948**	**0**	**0**	**0**

402 Agency Summary

Agency: Wichita State University
Agcy No: 00715
Version: 2028-A-02-00715

Date: 09/15/2026
Time: 10:24:08

Division of the Budget
KANSAS

Summary by Funding Source Fund	Description	FY 2026 Actuals	FY 2027 Adjusted Budget Request	FY 2028 Adjusted Budget Request	null	null	null
1000	State General Fund	123,254,052	133,656,066	118,930,657	0	0	0
2112	General Ff	96,549,141	93,977,161	98,136,308	0	0	0
2155	Kan-Grow Engineering Fund	3,238,613	3,981,294	3,500,000	0	0	0
2477	Faculty Of Distiction Match Fd	1,106,672	1,549,261	1,461,947	0	0	0
2489	Deferred Mnt Support Fd	3,418,776	6,546,667	0	0	0	0
2536	Ks Career Work Study Prg Fd	97,792	113,651	100,000	0	0	0
2558	Restricted Ff	399,113,151	410,911,962	421,946,910	0	0	0
2860	Kansas Campus Restoration Fund	793,111	5,543,072	0	0	0	0
2878	Health Collaboration Fund	10,137	29,989,863	0	0	0	0
2908	Sponsored Research Overhead Fd	102,412,921	119,848,374	120,550,137	0	0	0
3149	University Fdf	351,051,331	342,756,010	343,285,836	0	0	0
3265	Economic Opportunity Act Fdf	684,878	681,910	750,000	0	0	0
3266	Matching Edu Oprtnty Grnt Fdf	652,092	652,092	652,092	0	0	0
3366	Pell Grants Fdf	28,680,240	21,966,061	22,090,000	0	0	0
3756	American Rescue Plan State Relief Fund	88,584,671	29,241,820	0	0	0	0
5100	Wsu Housing System Revenue Fd	16,024,461	18,822,133	18,937,431	0	0	0
5148	Parking Sys Kdfa Bnd Rev Fd	1,733,310	1,672,206	1,703,934	0	0	0
5159	Prkng Sys Prj Kdfa Mnt Fd	656,034	686,439	694,490	0	0	0
5620	Wsu Housing System Srpls Fd	64,591	0	0	0	0	0
7211	Scholarship Fds Fd	20,218,940	18,839,206	18,839,206	0	0	0
7519	Nat'L Direct Student Loan Fd	2,784	701	0	0	0	0
8001	Educational Building Fund	6,224,704	9,090,659	0	0	0	0
	Total by Funding Source:	**1,244,572,402**	**1,250,526,608**	**1,171,578,948**	**0**	**0**	**0**

All Reporting Levels

406/410 series report

Dept. Name:

Agency Name: Wichita State University

Agency Reporting Level:

Version: 2028-A-02-00715

Date: 09/15/2026

Time: 10:26:27

Division of the Budget
KANSAS

Obj. Code	OBJECTS OF EXPENDITURE	FY 2026 Actuals	FY 2027 Adjusted Budget Request	FY 2028 Adjusted Budget Request	null	null	null
	Salaries and Wages	330,422,339	351,113,528	368,105,137	0	0	0
519990	SHRINKAGE	0	(2,850,040)	(3,014,468)	0	0	0
	TOTAL Salaries and Wages	**330,422,339**	**348,263,488**	**365,090,669**	**0**	**0**	**0**
52000	Communication	1,377,819	1,262,180	1,262,180	0	0	0
52100	Freight and Express	942,018	1,219,310	1,219,310	0	0	0
52200	Printing and Advertising	2,536,629	2,685,892	2,685,892	0	0	0
52300	Rents	38,905,065	47,858,418	47,858,418	0	0	0
52400	Reparing and Servicing	7,652,178	7,214,891	7,209,891	0	0	0
52510	InState Travel and Subsistence	431,455	402,431	402,431	0	0	0
52520	Out of State Travel and Subsis	2,669,517	3,012,259	3,012,259	0	0	0
52530	International Travel and Subsi	531,454	285,840	285,840	0	0	0
52600	Fees-other Services	231,891,123	218,054,201	221,532,200	0	0	0
52700	Fee-Professional Services	72,403,758	65,603,078	65,591,877	0	0	0
52800	Utilities	10,753,367	12,510,775	12,510,775	0	0	0
52900	Other Contractual Services	12,251,183	25,714,945	20,708,309	0	0	0
	TOTAL Contractual Services	**382,345,566**	**385,824,220**	**384,279,382**	**0**	**0**	**0**
53000	Clothing	327,771	425,740	425,740	0	0	0
53100	Fee and Forage	64	50	50	0	0	0
53200	Food for Human Consumption	5,499,934	5,723,930	5,723,930	0	0	0
53300	Fuel (non-motor vehicle use)	40,481	53,550	53,550	0	0	0
53400	Maint Constr Material Supply	920,990	699,611	699,611	0	0	0
53500	Vehicle Part Supply Accessory	574,190	360,383	360,383	0	0	0
53600	Pro Science Supply Material	14,174,440	15,819,228	15,819,228	0	0	0
53700	Office and Data Supplies	1,134,446	1,062,382	1,062,382	0	0	0
53800	Research Supplies and Matieria	426,762	389,924	389,924	0	0	0
53900	Other Supplies and Materials	2,189,299	3,012,901	2,988,536	0	0	0
	TOTAL Commodities	**25,288,377**	**27,547,699**	**27,523,334**	**0**	**0**	**0**
	TOTAL Capital Outlay	**34,887,005**	**30,992,809**	**30,929,774**	**0**	**0**	**0**
56100	Payments for Interest and Service	5,064,344	3,585,556	3,361,056	0	0	0
	SUBTOTAL State Operations	**778,007,631**	**796,213,772**	**811,184,215**	**0**	**0**	**0**
55200	Claims	55,785,600	61,441,500	61,441,500	0	0	0
55500	State Special Grants	74,112,007	72,923,155	73,048,290	0	0	0
	TOTAL Other Assistance	**129,897,607**	**134,364,655**	**134,489,790**	**0**	**0**	**0**
	TOTAL Capital Improvements	**129,108,944**	**95,966,586**	**1,707,000**	**0**	**0**	**0**
56000	Debt Service - Principal	5,220,000	4,640,001	4,870,000	0	0	0
	TOTAL REPORTABLE EXPENDITURES	**1,042,234,182**	**1,031,185,014**	**952,251,005**	**0**	**0**	**0**
57000	Other Non-expense	21,919,224	12,702,065	12,688,413	0	0	0
77300	Transfers	180,418,996	206,639,529	206,639,530	0	0	0
	TOTAL Non-Expense Items	**202,338,220**	**219,341,594**	**219,327,943**	**0**	**0**	**0**
	TOTAL EXPENDITURES	**1,244,572,402**	**1,250,526,608**	**1,171,578,948**	**0**	**0**	**0**

406/410 series report

Dept. Name:
Agency Name: Wichita State University
Agency Reporting Level:
Version: 2028-A-02-00715

130
Date: 09/15/2026
Time: 10:26:27

Division of the Budget
KANSAS

Series	Fund Code	FUND/ACCOUNT TITLE	FY 2026 Actuals	FY 2027 Adjusted Budget Request	FY 2028 Adjusted Budget Request	null	null	null
1	1000	0003 OPERATING EXP-INCLD OFF HOS	81,534,297	82,634,769	86,791,741	0	0	0
1	1000	0015 SGF-AVIATION RESEARCH	134,829	51,647	53,783	0	0	0
1	1000	0030 Business Partnership	2,989,297	3,000,000	3,001,272	0	0	0
1	1000	0800 Health Science Center WSU	148,764	0	0	0	0	0
1	**1000**	**1000 SUBTOTAL for 1000's**	**84,807,187**	**85,686,416**	**89,846,796**	**0**	**0**	**0**
1	2112	2000 GENERAL FF	46,332,449	42,922,274	47,172,314	0	0	0
1	**2112**	**2112 SUBTOTAL for 2112's**	**46,332,449**	**42,922,274**	**47,172,314**	**0**	**0**	**0**
1	2155	2155 2155 Kan-grow engineering fund	2,750,554	3,627,767	3,146,474	0	0	0
1	**2155**	**2155 SUBTOTAL for 2155's**	**2,750,554**	**3,627,767**	**3,146,474**	**0**	**0**	**0**
1	2477	2400 FACULTY OF DISTICTION MATCH FD	1,087,293	1,389,444	1,442,130	0	0	0
1	**2477**	**2477 SUBTOTAL for 2477's**	**1,087,293**	**1,389,444**	**1,442,130**	**0**	**0**	**0**
1	2536	2020 KS CAREER WORK STUDY PRG FD	5,041	0	0	0	0	0
1	**2536**	**2536 SUBTOTAL for 2536's**	**5,041**	**0**	**0**	**0**	**0**	**0**
1	2558	2030 RESTRICTED FF	48,550,208	52,315,179	54,518,166	0	0	0
1	2558	3000 RESTRICTED FEES FUND-EXTERNAL	111,238,172	129,074,717	134,352,472	0	0	0
1	2558	4000 RESTRICTED FF-RESEARCH	1,699,378	1,311,396	1,362,329	0	0	0
1	**2558**	**2558 SUBTOTAL for 2558's**	**161,487,758**	**182,701,292**	**190,232,967**	**0**	**0**	**0**
1	2908	2080 SPONSORED RESEARCH OVERHEAD FD	13,815,790	17,090,740	17,792,503	0	0	0
1	**2908**	**2908 SUBTOTAL for 2908's**	**13,815,790**	**17,090,740**	**17,792,503**	**0**	**0**	**0**
1	3149	3140 UNIVERSITY FDF	15,870,833	13,035,510	13,565,336	0	0	0
1	**3149**	**3149 SUBTOTAL for 3149's**	**15,870,833**	**13,035,510**	**13,565,336**	**0**	**0**	**0**
1	3265	3100 ECONOMIC OPPORTUNITY ACT FDF	409,203	397,960	466,050	0	0	0
1	**3265**	**3265 SUBTOTAL for 3265's**	**409,203**	**397,960**	**466,050**	**0**	**0**	**0**
1	5100	5250 WSU HOUSING SYSTEM REV FD	3,172,483	3,326,189	3,463,602	0	0	0
1	**5100**	**5100 SUBTOTAL for 5100's**	**3,172,483**	**3,326,189**	**3,463,602**	**0**	**0**	**0**
1	5148	5000 PRKNG SYS PRJ KDFA BND REV FD	590,118	762,460	795,438	0	0	0
1	**5148**	**5148 SUBTOTAL for 5148's**	**590,118**	**762,460**	**795,438**	**0**	**0**	**0**
1	5159	5040 PRKNG SYS PRJ MNT KDFA REV BND	93,630	173,476	181,527	0	0	0
1	**5159**	**5159 SUBTOTAL for 5159's**	**93,630**	**173,476**	**181,527**	**0**	**0**	**0**
		1572 TOTAL Salaries and Wages	**330,422,339**	**351,113,528**	**368,105,137**	**0**	**0**	**0**
10	1000	0003 OPERATING EXP-INCLD OFF HOS	0	(1,880,071)	(1,952,381)	0	0	0
10	**1000**	**1000 SUBTOTAL for 1000's**	**0**	**(1,880,071)**	**(1,952,381)**	**0**	**0**	**0**
10	2112	2000 GENERAL FF	0	(969,969)	(1,062,087)	0	0	0
10	**2112**	**2112 SUBTOTAL for 2112's**	**0**	**(969,969)**	**(1,062,087)**	**0**	**0**	**0**
		1592 TOTAL Shrinkage	**0**	**(2,850,040)**	**(3,014,468)**	**0**	**0**	**0**
2	1000	0003 OPERATING EXP-INCLD OFF HOS	934,414	99,108	99,108	0	0	0
2	1000	0005 SGF-TECHNOLGY TRANSFER FACILTY	2,000,000	2,000,000	2,000,000	0	0	0
2	1000	0010 SGF-AVIATION INFRASTRUCTURE	26,000	0	0	0	0	0
2	1000	0015 SGF-AVIATION RESEARCH	12,328,004	14,948,353	9,946,217	0	0	0
2	1000	0020 Digital Transformation	7,000,000	6,000,000	0	0	0	0
2	1000	0030 Business Partnership	509,265	0	0	0	0	0
2	1000	0800 Health Science Center WSU	(2,492,417)	0	0	0	0	0
2	1000	New3 Military Sustainment Program	0	0	6,000,000	0	0	0
2	**1000**	**1000 SUBTOTAL for 1000's**	**20,305,266**	**23,047,461**	**18,045,325**	**0**	**0**	**0**
2	2112	2000 GENERAL FF	26,545,930	31,238,118	31,238,118	0	0	0

406/410 series report

Dept. Name:
Agency Name: Wichita State University
Agency Reporting Level:
Version: 2028-A-02-00715

131
Date: 09/15/2026
Time: 10:26:27

Division of the Budget
KANSAS

Series	Fund Code	FUND/ACCOUNT TITLE	FY 2026 Actuals	FY 2027 Adjusted Budget Request	FY 2028 Adjusted Budget Request	null	null	null
2	**2112**	**2112 SUBTOTAL for 2112's**	**26,545,930**	**31,238,118**	**31,238,118**	**0**	**0**	**0**
2	2155	2155 2155 Kan-grow engineering fund	415,994	310,001	310,000	0	0	0
2	**2155**	**2155 SUBTOTAL for 2155's**	**415,994**	**310,001**	**310,000**	**0**	**0**	**0**
2	2477	2400 FACULTY OF DISTICTION MATCH FD	0	42,011	11	0	0	0
2	**2477**	**2477 SUBTOTAL for 2477's**	**0**	**42,011**	**11**	**0**	**0**	**0**
2	2489	2489 2489 DEFERRED MNT SUPPORT FD	130,307	0	0	0	0	0
2	**2489**	**2489 SUBTOTAL for 2489's**	**130,307**	**0**	**0**	**0**	**0**	**0**
2	2558	2030 RESTRICTED FF	26,291,134	26,482,073	26,482,073	0	0	0
2	2558	3000 RESTRICTED FEES FUND-EXTERNAL	66,251,955	67,896,158	67,896,158	0	0	0
2	2558	4000 RESTRICTED FF-RESEARCH	8,688,326	7,840,050	11,340,050	0	0	0
2	**2558**	**2558 SUBTOTAL for 2558's**	**101,231,415**	**102,218,281**	**105,718,281**	**0**	**0**	**0**
2	2908	2080 SPONSORED RESEARCH OVERHEAD FD	10,176,008	9,983,152	9,983,152	0	0	0
2	**2908**	**2908 SUBTOTAL for 2908's**	**10,176,008**	**9,983,152**	**9,983,152**	**0**	**0**	**0**
2	3149	3140 UNIVERSITY FDF	217,330,005	216,395,000	216,395,000	0	0	0
2	**3149**	**3149 SUBTOTAL for 3149's**	**217,330,005**	**216,395,000**	**216,395,000**	**0**	**0**	**0**
2	3265	3100 ECONOMIC OPPORTUNITY ACT FDF	78,109	93,450	93,450	0	0	0
2	**3265**	**3265 SUBTOTAL for 3265's**	**78,109**	**93,450**	**93,450**	**0**	**0**	**0**
2	3756	3536 WSU Digital Transformation	3,534,066	0	0	0	0	0
2	**3756**	**3756 SUBTOTAL for 3756's**	**3,534,066**	**0**	**0**	**0**	**0**	**0**
2	5100	5250 WSU HOUSING SYSTEM REV FD	1,986,596	2,210,497	2,210,497	0	0	0
2	**5100**	**5100 SUBTOTAL for 5100's**	**1,986,596**	**2,210,497**	**2,210,497**	**0**	**0**	**0**
2	5148	5000 PRKNG SYS PRJ KDFA BND REV FD	401,635	285,548	285,548	0	0	0
2	**5148**	**5148 SUBTOTAL for 5148's**	**401,635**	**285,548**	**285,548**	**0**	**0**	**0**
2	5159	5040 PRKNG SYS PRJ MNT KDFA REV BND	210,235	0	0	0	0	0
2	**5159**	**5159 SUBTOTAL for 5159's**	**210,235**	**0**	**0**	**0**	**0**	**0**
2	7519	7010 NAT'L DIRECT STUDENT LOAN FD	0	701	0	0	0	0
2	**7519**	**7519 SUBTOTAL for 7519's**	**0**	**701**	**0**	**0**	**0**	**0**
		1822 TOTAL Contractual Services	**382,345,566**	**385,824,220**	**384,279,382**	**0**	**0**	**0**
3	1000	0003 OPERATING EXP-INCLD OFF HOS	12,236	75	75	0	0	0
3	1000	0015 SGF-AVIATION RESEARCH	98,045	0	0	0	0	0
3	1000	0800 Health Science Center WSU	24	0	0	0	0	0
3	**1000**	**1000 SUBTOTAL for 1000's**	**110,305**	**75**	**75**	**0**	**0**	**0**
3	2112	2000 GENERAL FF	1,577,160	1,078,104	1,078,104	0	0	0
3	**2112**	**2112 SUBTOTAL for 2112's**	**1,577,160**	**1,078,104**	**1,078,104**	**0**	**0**	**0**
3	2155	2155 2155 Kan-grow engineering fund	24,934	15,000	15,000	0	0	0
3	**2155**	**2155 SUBTOTAL for 2155's**	**24,934**	**15,000**	**15,000**	**0**	**0**	**0**
3	2477	2400 FACULTY OF DISTICTION MATCH FD	0	18,006	18,006	0	0	0
3	**2477**	**2477 SUBTOTAL for 2477's**	**0**	**18,006**	**18,006**	**0**	**0**	**0**
3	2489	2489 2489 DEFERRED MNT SUPPORT FD	695	0	0	0	0	0
3	**2489**	**2489 SUBTOTAL for 2489's**	**695**	**0**	**0**	**0**	**0**	**0**
3	2558	2030 RESTRICTED FF	3,133,507	2,670,643	2,670,643	0	0	0
3	2558	3000 RESTRICTED FEES FUND-EXTERNAL	10,641,622	12,609,307	12,609,307	0	0	0
3	2558	4000 RESTRICTED FF-RESEARCH	298,474	410,500	410,500	0	0	0
3	**2558**	**2558 SUBTOTAL for 2558's**	**14,073,603**	**15,690,450**	**15,690,450**	**0**	**0**	**0**
3	2908	2080 SPONSORED RESEARCH OVERHEAD FD	320,532	372,663	372,663	0	0	0

406/410 series report

Dept. Name:
Agency Name: Wichita State University
Agency Reporting Level:
Version: 2028-A-02-00715

Date: 09/15/2026

Time: 10:26:27

Division of the Budget
KANSAS

Series	Fund Code	FUND/ACCOUNT TITLE	FY 2026 Actuals	FY 2027 Adjusted Budget Request	FY 2028 Adjusted Budget Request	null	null	null
3	**2908**	**2908 SUBTOTAL for 2908's**	**320,532**	**372,663**	**372,663**	**0**	**0**	**0**
3	3149	3140 UNIVERSITY FDF	4,154,987	5,252,500	5,252,500	0	0	0
3	**3149**	**3149 SUBTOTAL for 3149's**	**4,154,987**	**5,252,500**	**5,252,500**	**0**	**0**	**0**
3	3265	3100 ECONOMIC OPPORTUNITY ACT FDF	5,161	0	0	0	0	0
3	**3265**	**3265 SUBTOTAL for 3265's**	**5,161**	**0**	**0**	**0**	**0**	**0**
3	3756	3536 WSU Digital Transformation	135,588	0	0	0	0	0
3	**3756**	**3756 SUBTOTAL for 3756's**	**135,588**	**0**	**0**	**0**	**0**	**0**
3	5100	5250 WSU HOUSING SYSTEM REV FD	4,824,496	5,068,901	5,044,536	0	0	0
3	**5100**	**5100 SUBTOTAL for 5100's**	**4,824,496**	**5,068,901**	**5,044,536**	**0**	**0**	**0**
3	5148	5000 PRKNG SYS PRJ KDFA BND REV FD	60,383	52,000	52,000	0	0	0
3	**5148**	**5148 SUBTOTAL for 5148's**	**60,383**	**52,000**	**52,000**	**0**	**0**	**0**
3	5159	5040 PRKNG SYS PRJ MNT KDFA REV BND	533	0	0	0	0	0
3	**5159**	**5159 SUBTOTAL for 5159's**	**533**	**0**	**0**	**0**	**0**	**0**
		1992 TOTAL Commodities	**25,288,377**	**27,547,699**	**27,523,334**	**0**	**0**	**0**
4	1000	0003 OPERATING EXP-INCLD OFF HOS	412,339	63,492	58,457	0	0	0
4	1000	0015 SGF-AVIATION RESEARCH	3,282,911	0	0	0	0	0
4	1000	0020 Digital Transformation	0	1,000,000	0	0	0	0
4	1000	0800 Health Science Center WSU	1,237	0	0	0	0	0
4	1000	New3 Military Sustainment Program	0	0	1,000,000	0	0	0
4	**1000**	**1000 SUBTOTAL for 1000's**	**3,696,487**	**1,063,492**	**1,058,457**	**0**	**0**	**0**
4	2112	2000 GENERAL FF	1,858,565	575,038	575,038	0	0	0
4	**2112**	**2112 SUBTOTAL for 2112's**	**1,858,565**	**575,038**	**575,038**	**0**	**0**	**0**
4	2155	2155 2155 Kan-grow engineering fund	42,974	28,526	28,526	0	0	0
4	**2155**	**2155 SUBTOTAL for 2155's**	**42,974**	**28,526**	**28,526**	**0**	**0**	**0**
4	2477	2400 FACULTY OF DISTICTION MATCH FD	1,379	59,800	1,800	0	0	0
4	**2477**	**2477 SUBTOTAL for 2477's**	**1,379**	**59,800**	**1,800**	**0**	**0**	**0**
4	2558	2030 RESTRICTED FF	2,622,944	1,597,698	1,597,698	0	0	0
4	2558	3000 RESTRICTED FEES FUND-EXTERNAL	4,367,256	4,887,000	4,887,000	0	0	0
4	2558	4000 RESTRICTED FF-RESEARCH	1,770,784	1,784,000	1,784,000	0	0	0
4	**2558**	**2558 SUBTOTAL for 2558's**	**8,760,984**	**8,268,698**	**8,268,698**	**0**	**0**	**0**
4	2908	2080 SPONSORED RESEARCH OVERHEAD FD	8,110,074	9,392,400	9,392,400	0	0	0
4	**2908**	**2908 SUBTOTAL for 2908's**	**8,110,074**	**9,392,400**	**9,392,400**	**0**	**0**	**0**
4	3149	3140 UNIVERSITY FDF	11,881,973	11,406,500	11,406,500	0	0	0
4	**3149**	**3149 SUBTOTAL for 3149's**	**11,881,973**	**11,406,500**	**11,406,500**	**0**	**0**	**0**
4	3265	3100 ECONOMIC OPPORTUNITY ACT FDF	4,905	3,000	3,000	0	0	0
4	**3265**	**3265 SUBTOTAL for 3265's**	**4,905**	**3,000**	**3,000**	**0**	**0**	**0**
4	3756	3536 WSU Digital Transformation	8,191	0	0	0	0	0
4	**3756**	**3756 SUBTOTAL for 3756's**	**8,191**	**0**	**0**	**0**	**0**	**0**
4	5100	5250 WSU HOUSING SYSTEM REV FD	130,571	135,200	135,200	0	0	0
4	**5100**	**5100 SUBTOTAL for 5100's**	**130,571**	**135,200**	**135,200**	**0**	**0**	**0**
4	5148	5000 PRKNG SYS PRJ KDFA BND REV FD	163,594	54,192	54,192	0	0	0
4	**5148**	**5148 SUBTOTAL for 5148's**	**163,594**	**54,192**	**54,192**	**0**	**0**	**0**
4	5159	5040 PRKNG SYS PRJ MNT KDFA REV BND	227,308	5,963	5,963	0	0	0
4	**5159**	**5159 SUBTOTAL for 5159's**	**227,308**	**5,963**	**5,963**	**0**	**0**	**0**
		2172 TOTAL Capital Outlay	**34,887,005**	**30,992,809**	**30,929,774**	**0**	**0**	**0**

406/410 series report

Dept. Name:
Agency Name: Wichita State University
Agency Reporting Level:
Version: 2028-A-02-00715

Date: 09/15/2026

Time: 10:26:27

Division of the Budget
KANSAS

Series	Fund Code	FUND/ACCOUNT TITLE	FY 2026 Actuals	FY 2027 Adjusted Budget Request	FY 2028 Adjusted Budget Request	null	null	null
5	1000	0015 SGF-AVIATION RESEARCH	1,122,033	0	0	0	0	0
5	1000	0320 St UNV FACILTS CAP RENWL INIT	1,883,177	43,876	0	0	0	0
5	1000	0800 Health Science Center WSU	(1,145,781)	12,439,608	0	0	0	0
5	1000	8510 DEMOLITION OF BUILDINGS	662,496	1,364,021	0	0	0	0
5	**1000**	**1000 SUBTOTAL for 1000's**	**2,521,925**	**13,847,505**	**0**	**0**	**0**	**0**
5	2112	2000 GENERAL FF	465,767	0	0	0	0	0
5	**2112**	**2112 SUBTOTAL for 2112's**	**465,767**	**0**	**0**	**0**	**0**	**0**
5	2489	2489 2489 DEFERRED MNT SUPPORT FD	3,287,774	6,546,667	0	0	0	0
5	**2489**	**2489 SUBTOTAL for 2489's**	**3,287,774**	**6,546,667**	**0**	**0**	**0**	**0**
5	2558	2030 RESTRICTED FF	2,195,330	0	0	0	0	0
5	2558	3000 RESTRICTED FEES FUND-EXTERNAL	1,440,787	0	0	0	0	0
5	2558	4000 RESTRICTED FF-RESEARCH	14,841,168	0	0	0	0	0
5	**2558**	**2558 SUBTOTAL for 2558's**	**18,477,285**	**0**	**0**	**0**	**0**	**0**
5	2860	2860 2860 KANSAS CAMPUS RESTORATION FUND	793,111	5,543,072	0	0	0	0
5	**2860**	**2860 SUBTOTAL for 2860's**	**793,111**	**5,543,072**	**0**	**0**	**0**	**0**
5	2878	2878 2878 HEALTH COLLABORATION FUND	10,137	29,989,863	0	0	0	0
5	**2878**	**2878 SUBTOTAL for 2878's**	**10,137**	**29,989,863**	**0**	**0**	**0**	**0**
5	2908	2080 SPONSORED RESEARCH OVERHEAD FD	1,580,581	0	0	0	0	0
5	**2908**	**2908 SUBTOTAL for 2908's**	**1,580,581**	**0**	**0**	**0**	**0**	**0**
5	3149	3140 UNIVERSITY FDF	10,678,446	0	0	0	0	0
5	**3149**	**3149 SUBTOTAL for 3149's**	**10,678,446**	**0**	**0**	**0**	**0**	**0**
5	3756	3536 WSU Digital Transformation	84,906,826	29,241,820	0	0	0	0
5	**3756**	**3756 SUBTOTAL for 3756's**	**84,906,826**	**29,241,820**	**0**	**0**	**0**	**0**
5	5100	5250 WSU HOUSING SYSTEM REV FD	37,560	1,200,000	1,200,000	0	0	0
5	**5100**	**5100 SUBTOTAL for 5100's**	**37,560**	**1,200,000**	**1,200,000**	**0**	**0**	**0**
5	5148	5000 PRKNG SYS PRJ KDFA BND REV FD	500	0	0	0	0	0
5	**5148**	**5148 SUBTOTAL for 5148's**	**500**	**0**	**0**	**0**	**0**	**0**
5	5159	5040 PRKNG SYS PRJ MNT KDFA REV BND	124,328	507,000	507,000	0	0	0
5	**5159**	**5159 SUBTOTAL for 5159's**	**124,328**	**507,000**	**507,000**	**0**	**0**	**0**
5	8001	8318 EIBF-REHAB/REP PRJS	6,224,704	9,090,659	0	0	0	0
5	**8001**	**8001 SUBTOTAL for 8001's**	**6,224,704**	**9,090,659**	**0**	**0**	**0**	**0**
		2352 TOTAL Capital Improvements	**129,108,944**	**95,966,586**	**1,707,000**	**0**	**0**	**0**
6	1000	0015 SGF-AVIATION RESEARCH	0	0	0	0	0	0
6	**1000**	**1000 SUBTOTAL for 1000's**	**0**	**0**	**0**	**0**	**0**	**0**
6	2112	2000 GENERAL FF	286,415	284,098	273,062	0	0	0
6	**2112**	**2112 SUBTOTAL for 2112's**	**286,415**	**284,098**	**273,062**	**0**	**0**	**0**
6	2558	2030 RESTRICTED FF	2,104,146	747,839	708,375	0	0	0
6	**2558**	**2558 SUBTOTAL for 2558's**	**2,104,146**	**747,839**	**708,375**	**0**	**0**	**0**
6	5100	5250 WSU HOUSING SYSTEM REV FD	2,516,703	2,410,613	2,247,863	0	0	0
6	**5100**	**5100 SUBTOTAL for 5100's**	**2,516,703**	**2,410,613**	**2,247,863**	**0**	**0**	**0**
6	5148	5000 PRKNG SYS PRJ KDFA BND REV FD	157,080	143,006	131,756	0	0	0
6	**5148**	**5148 SUBTOTAL for 5148's**	**157,080**	**143,006**	**131,756**	**0**	**0**	**0**
		2402 TOTAL Debt Service - Interest	**5,064,344**	**3,585,556**	**3,361,056**	**0**	**0**	**0**
7	2112	2000 GENERAL FF	206,166	220,722	232,984	0	0	0

406/410 series report

Dept. Name:
Agency Name: Wichita State University
Agency Reporting Level:
Version: 2028-A-02-00715

Date: 09/15/2026

Time: 10:26:27

Division of the Budget
KANSAS

Series	Fund Code	FUND/ACCOUNT TITLE	FY 2026 Actuals	FY 2027 Adjusted Budget Request	FY 2028 Adjusted Budget Request	null	null	null
7	**2112**	**2112 SUBTOTAL for 2112's**	**206,166**	**220,722**	**232,984**	**0**	**0**	**0**
7	2558	2030 RESTRICTED FF	1,508,834	789,279	832,016	0	0	0
7	**2558**	**2558 SUBTOTAL for 2558's**	**1,508,834**	**789,279**	**832,016**	**0**	**0**	**0**
7	5100	5250 WSU HOUSING SYSTEM REV FD	3,145,000	3,255,000	3,420,000	0	0	0
7	**5100**	**5100 SUBTOTAL for 5100's**	**3,145,000**	**3,255,000**	**3,420,000**	**0**	**0**	**0**
7	5148	5000 PRKNG SYS PRJ KDFA BND REV FD	360,000	375,000	385,000	0	0	0
7	**5148**	**5148 SUBTOTAL for 5148's**	**360,000**	**375,000**	**385,000**	**0**	**0**	**0**
		2442 TOTAL Debt Service - Principal	**5,220,000**	**4,640,001**	**4,870,000**	**0**	**0**	**0**
9	1000	0003 OPERATING EXP-INCLD OFF HOS	31,550	0	0	0	0	0
9	1000	0010 SGF-AVIATION INFRASTRUCTURE	5,174,000	5,200,000	5,200,000	0	0	0
9	1000	0030 Business Partnership	1,873,675	2,444,848	1,998,728	0	0	0
9	1000	0350 Student Financial Aid	4,733,657	4,246,340	4,733,657	0	0	0
9	**1000**	**1000 SUBTOTAL for 1000's**	**11,812,882**	**11,891,188**	**11,932,385**	**0**	**0**	**0**
9	2112	2000 GENERAL FF	13,038,833	15,358,775	15,358,775	0	0	0
9	2112	2100 GFF-FED GRANTS STATE MATCH	217,114	210,001	210,000	0	0	0
9	**2112**	**2112 SUBTOTAL for 2112's**	**13,255,947**	**15,568,776**	**15,568,775**	**0**	**0**	**0**
9	2155	2155 2155 Kan-grow engineering fund	4,157	0	0	0	0	0
9	**2155**	**2155 SUBTOTAL for 2155's**	**4,157**	**0**	**0**	**0**	**0**	**0**
9	2477	2400 FACULTY OF DISTICTION MATCH FD	0	40,000	0	0	0	0
9	**2477**	**2477 SUBTOTAL for 2477's**	**0**	**40,000**	**0**	**0**	**0**	**0**
9	2536	2020 KS CAREER WORK STUDY PRG FD	92,751	0	0	0	0	0
9	**2536**	**2536 SUBTOTAL for 2536's**	**92,751**	**0**	**0**	**0**	**0**	**0**
9	2558	2030 RESTRICTED FF	1,972,267	6,622,232	6,622,232	0	0	0
9	2558	3000 RESTRICTED FEES FUND-EXTERNAL	123,221	197,100	197,100	0	0	0
9	2558	4000 RESTRICTED FF-RESEARCH	147,587	165,000	165,000	0	0	0
9	**2558**	**2558 SUBTOTAL for 2558's**	**2,243,075**	**6,984,332**	**6,984,332**	**0**	**0**	**0**
9	2908	2080 SPONSORED RESEARCH OVERHEAD FD	322,663	391,000	391,000	0	0	0
9	**2908**	**2908 SUBTOTAL for 2908's**	**322,663**	**391,000**	**391,000**	**0**	**0**	**0**
9	3149	3140 UNIVERSITY FDF	52,591,387	58,002,000	58,002,000	0	0	0
9	**3149**	**3149 SUBTOTAL for 3149's**	**52,591,387**	**58,002,000**	**58,002,000**	**0**	**0**	**0**
9	3266	3110 MATCHING EDU OPRTNTY GRNT FDF	651,342	652,092	652,092	0	0	0
9	**3266**	**3266 SUBTOTAL for 3266's**	**651,342**	**652,092**	**652,092**	**0**	**0**	**0**
9	3366	3120 PELL GRANTS FDF	28,680,240	21,966,061	22,090,000	0	0	0
9	**3366**	**3366 SUBTOTAL for 3366's**	**28,680,240**	**21,966,061**	**22,090,000**	**0**	**0**	**0**
9	5100	5250 WSU HOUSING SYSTEM REV FD	24,223	30,000	30,000	0	0	0
9	**5100**	**5100 SUBTOTAL for 5100's**	**24,223**	**30,000**	**30,000**	**0**	**0**	**0**
9	7211	7000 SCHOLARSHIP FUNDS FD	20,218,940	18,839,206	18,839,206	0	0	0
9	**7211**	**7211 SUBTOTAL for 7211's**	**20,218,940**	**18,839,206**	**18,839,206**	**0**	**0**	**0**
		2622 TOTAL Other Assistance	**129,897,607**	**134,364,655**	**134,489,790**	**0**	**0**	**0**
92	2112	2000 GENERAL FF	6,020,742	3,060,000	3,060,000	0	0	0
92	**2112**	**2112 SUBTOTAL for 2112's**	**6,020,742**	**3,060,000**	**3,060,000**	**0**	**0**	**0**
92	2477	2400 FACULTY OF DISTICTION MATCH FD	18,000	0	0	0	0	0
92	**2477**	**2477 SUBTOTAL for 2477's**	**18,000**	**0**	**0**	**0**	**0**	**0**
92	2536	2020 KS CAREER WORK STUDY PRG FD	0	113,651	100,000	0	0	0
92	**2536**	**2536 SUBTOTAL for 2536's**	**0**	**113,651**	**100,000**	**0**	**0**	**0**

406/410 series report

Dept. Name:
Agency Name: Wichita State University
Agency Reporting Level:
Version: 2028-A-02-00715

Date: 09/15/2026

Time: 10:26:27

Division of the Budget
KANSAS

Series	Fund Code	FUND/ACCOUNT TITLE	FY 2026 Actuals	FY 2027 Adjusted Budget Request	FY 2028 Adjusted Budget Request	null	null	null
92	2558	2030 RESTRICTED FF	39,214,042	38,792,068	38,792,068	0	0	0
92	2558	3000 RESTRICTED FEES FUND-EXTERNAL	48,675,152	53,415,223	53,415,223	0	0	0
92	2558	4000 RESTRICTED FF-RESEARCH	1,336,857	1,304,500	1,304,500	0	0	0
92	**2558**	**2558 SUBTOTAL for 2558's**	**89,226,051**	**93,511,791**	**93,511,791**	**0**	**0**	**0**
92	2908	2080 SPONSORED RESEARCH OVERHEAD FD	68,087,273	82,618,419	82,618,419	0	0	0
92	**2908**	**2908 SUBTOTAL for 2908's**	**68,087,273**	**82,618,419**	**82,618,419**	**0**	**0**	**0**
92	3149	3140 UNIVERSITY FDF	38,543,700	38,664,500	38,664,500	0	0	0
92	**3149**	**3149 SUBTOTAL for 3149's**	**38,543,700**	**38,664,500**	**38,664,500**	**0**	**0**	**0**
92	3265	3100 ECONOMIC OPPORTUNITY ACT FDF	187,500	187,500	187,500	0	0	0
92	**3265**	**3265 SUBTOTAL for 3265's**	**187,500**	**187,500**	**187,500**	**0**	**0**	**0**
92	3266	3110 MATCHING EDU OPRTNTY GRNT FDF	750	0	0	0	0	0
92	**3266**	**3266 SUBTOTAL for 3266's**	**750**	**0**	**0**	**0**	**0**	**0**
92	5100	5250 WSU HOUSING SYSTEM REV FD	186,829	1,185,733	1,185,733	0	0	0
92	**5100**	**5100 SUBTOTAL for 5100's**	**186,829**	**1,185,733**	**1,185,733**	**0**	**0**	**0**
92	5620	5270 WSU HOUSING SYSTEM SRPLS FD	64,591	0	0	0	0	0
92	**5620**	**5620 SUBTOTAL for 5620's**	**64,591**	**0**	**0**	**0**	**0**	**0**
92	7519	7010 NAT'L DIRECT STUDENT LOAN FD	2,784	0	0	0	0	0
92	**7519**	**7519 SUBTOTAL for 7519's**	**2,784**	**0**	**0**	**0**	**0**	**0**
		2752 TOTAL Non-Expense Items	**202,338,220**	**219,341,594**	**219,327,943**	**0**	**0**	**0**
		2752 TOTAL All Funds	**1,244,572,402**	**1,250,526,608**	**1,171,578,948**	**0**	**0**	**0**

406/410 series report

Dept. Name:
Agency Name: Wichita State University
Agency Reporting Level:
Version: 2028-A-02-00715

136
Date: 09/15/2026
Time: 10:26:27

Division of the Budget
KANSAS

Fund Code	FUND/ACCOUNT TITLE	FY 2026 Actuals	FY 2027 Adjusted Budget Request	FY 2028 Adjusted Budget Request	null	null	null
0003	OPERATING EXP-INCLD OFF HOS	82,924,836	80,917,373	84,997,000	0	0	0
0005	SGF-TECHNOLGY TRANSFER FACILTY	2,000,000	2,000,000	2,000,000	0	0	0
0010	SGF-AVIATION INFRASTRUCTURE	5,200,000	5,200,000	5,200,000	0	0	0
0015	SGF-AVIATION RESEARCH	16,965,822	15,000,000	10,000,000	0	0	0
0020	Digital Transformation	7,000,000	7,000,000	0	0	0	0
0030	Business Partnership	5,372,237	5,444,848	5,000,000	0	0	0
0320	St UNV FACILTS CAP RENWL INIT	1,883,177	43,876	0	0	0	0
0350	Student Financial Aid	4,733,657	4,246,340	4,733,657	0	0	0
0800	Health Science Center WSU	(3,488,173)	12,439,608	0	0	0	0
8510	DEMOLITION OF BUILDINGS	662,496	1,364,021	0	0	0	0
New3	Military Sustainment Program	0	0	7,000,000	0	0	0
1000	**SUBTOTAL STATE GENERAL FUND**	**123,254,052**	**133,656,066**	**118,930,657**	**0**	**0**	**0**
2000	GENERAL FF	96,332,027	93,767,160	97,926,308	0	0	0
2100	GFF-FED GRANTS STATE MATCH	217,114	210,001	210,000	0	0	0
2112	**SUBTOTAL GENERAL FF**	**96,549,141**	**93,977,161**	**98,136,308**	**0**	**0**	**0**
2155	Kan-grow engineering fund	3,238,613	3,981,294	3,500,000	0	0	0
2155	**SUBTOTAL Kan-grow engineering fund**	**3,238,613**	**3,981,294**	**3,500,000**	**0**	**0**	**0**
2400	FACULTY OF DISTICTION MATCH FD	1,106,672	1,549,261	1,461,947	0	0	0
2477	**SUBTOTAL FACULTY OF DISTICTION MATCH FD**	**1,106,672**	**1,549,261**	**1,461,947**	**0**	**0**	**0**
2489	DEFERRED MNT SUPPORT FD	3,418,776	6,546,667	0	0	0	0
2489	**SUBTOTAL DEFERRED MNT SUPPORT FD**	**3,418,776**	**6,546,667**	**0**	**0**	**0**	**0**
2020	KS CAREER WORK STUDY PRG FD	97,792	113,651	100,000	0	0	0
2536	**SUBTOTAL KS CAREER WORK STUDY PRG FD**	**97,792**	**113,651**	**100,000**	**0**	**0**	**0**
2030	RESTRICTED FF	127,592,412	130,017,011	132,223,271	0	0	0
3000	RESTRICTED FEES FUND-EXTERNAL	242,738,165	268,079,505	273,357,260	0	0	0
4000	RESTRICTED FF-RESEARCH	28,782,574	12,815,446	16,366,379	0	0	0
2558	**SUBTOTAL RESTRICTED FF**	**399,113,151**	**410,911,962**	**421,946,910**	**0**	**0**	**0**
2860	KANSAS CAMPUS RESTORATION FUND	793,111	5,543,072	0	0	0	0
2860	**SUBTOTAL KANSAS CAMPUS RESTORATION FUND**	**793,111**	**5,543,072**	**0**	**0**	**0**	**0**
2878	HEALTH COLLABORATION FUND	10,137	29,989,863	0	0	0	0
2878	**SUBTOTAL HEALTH COLLABORATION FUND**	**10,137**	**29,989,863**	**0**	**0**	**0**	**0**
2080	SPONSORED RESEARCH OVERHEAD FD	102,412,921	119,848,374	120,550,137	0	0	0
2908	**SUBTOTAL SPONSORED RESEARCH OVERHEAD FD**	**102,412,921**	**119,848,374**	**120,550,137**	**0**	**0**	**0**

406/410 series report

Dept. Name:
Agency Name: Wichita State University
Agency Reporting Level:
Version: 2028-A-02-00715

Date: 09/15/2026

Time: 10:26:27

Division of the Budget
KANSAS

Fund Code	FUND/ACCOUNT TITLE	FY 2026 Actuals	FY 2027 Adjusted Budget Request	FY 2028 Adjusted Budget Request	null	null	null
3140	UNIVERSITY FDF	351,051,331	342,756,010	343,285,836	0	0	0
3149	**SUBTOTAL UNIVERSITY FDF**	**351,051,331**	**342,756,010**	**343,285,836**	**0**	**0**	**0**
3100	ECONOMIC OPPORTUNITY ACT FDF	684,878	681,910	750,000	0	0	0
3265	**SUBTOTAL ECONOMIC OPPORTUNITY ACT FDF**	**684,878**	**681,910**	**750,000**	**0**	**0**	**0**
3110	MATCHING EDU OPRTNTY GRNT FDF	652,092	652,092	652,092	0	0	0
3266	**SUBTOTAL MATCHING EDU OPRTNTY GRNT FDF**	**652,092**	**652,092**	**652,092**	**0**	**0**	**0**
3120	PELL GRANTS FDF	28,680,240	21,966,061	22,090,000	0	0	0
3366	**SUBTOTAL PELL GRANTS FDF**	**28,680,240**	**21,966,061**	**22,090,000**	**0**	**0**	**0**
3536	WSU Digital Transformation	88,584,671	29,241,820	0	0	0	0
3756	**SUBTOTAL American Rescue Plan State Relief Fund**	**88,584,671**	**29,241,820**	**0**	**0**	**0**	**0**
5250	WSU HOUSING SYSTEM REV FD	16,024,461	18,822,133	18,937,431	0	0	0
5100	**SUBTOTAL WSU HOUSING SYSTEM REVENUE FD**	**16,024,461**	**18,822,133**	**18,937,431**	**0**	**0**	**0**
5000	PRKNG SYS PRJ KDFA BND REV FD	1,733,310	1,672,206	1,703,934	0	0	0
5148	**SUBTOTAL PARKING SYS KDFA BND REV FD**	**1,733,310**	**1,672,206**	**1,703,934**	**0**	**0**	**0**
5040	PRKNG SYS PRJ MNT KDFA REV BND	656,034	686,439	694,490	0	0	0
5159	**SUBTOTAL PRKNG SYS PRJ KDFA MNT FD**	**656,034**	**686,439**	**694,490**	**0**	**0**	**0**
5270	WSU HOUSING SYSTEM SRPLS FD	64,591	0	0	0	0	0
5620	**SUBTOTAL WSU HOUSING SYSTEM SRPLS FD**	**64,591**	**0**	**0**	**0**	**0**	**0**
7000	SCHOLARSHIP FUNDS FD	20,218,940	18,839,206	18,839,206	0	0	0
7211	**SUBTOTAL SCHOLARSHIP FDS FD**	**20,218,940**	**18,839,206**	**18,839,206**	**0**	**0**	**0**
7010	NAT'L DIRECT STUDENT LOAN FD	2,784	701	0	0	0	0
7519	**SUBTOTAL NAT'L DIRECT STUDENT LOAN FD**	**2,784**	**701**	**0**	**0**	**0**	**0**
8318	EIBF-REHAB/REP PRJS	6,224,704	9,090,659	0	0	0	0
8001	**SUBTOTAL EDUCATIONAL BUILDING FUND**	**6,224,704**	**9,090,659**	**0**	**0**	**0**	**0**
3320	**TOTAL MEANS OF FUNDING**	**1,244,572,402**	**1,250,526,608**	**1,171,578,948**	**0**	**0**	**0**

Institutional Support
41000

406/410 series report

Dept. Name: Wichita State University
Agency Name: Wichita State University
Agency Reporting Level: 715-00-41000-0000000-0000-000
Version: 2028-A-02-00715

Date: 09/15/2026
Time: 11:01:21

Division of the Budget
KANSAS

Obj. Code	OBJECTS OF EXPENDITURE	FY 2026 Actuals	FY 2027 Adjusted Budget Request	FY 2028 Adjusted Budget Request	null	null	null
	Salaries and Wages	17,137,393	20,261,140	21,163,158	0	0	0
519990	SHRINKAGE	0	(394,737)	(409,919)	0	0	0
	TOTAL Salaries and Wages	**17,137,393**	**19,866,403**	**20,753,239**	**0**	**0**	**0**
52000	Communication	67,075	43,260	43,260	0	0	0
52100	Freight and Express	132	0	0	0	0	0
52200	Printing and Advertising	226,965	245,125	245,125	0	0	0
52300	Rents	1,703,895	1,779,975	1,779,975	0	0	0
52400	Reparing and Servicing	134,366	68,655	68,655	0	0	0
52510	InState Travel and Subsistence	48,249	25,290	25,290	0	0	0
52520	Out of State Travel and Subsis	121,450	91,405	91,405	0	0	0
52530	International Travel and Subsi	21,802	20,000	20,000	0	0	0
52600	Fees-other Services	1,526,769	2,197,489	2,197,489	0	0	0
52700	Fee-Professional Services	2,617,229	2,517,411	2,517,411	0	0	0
52800	Utilities	12,730	0	0	0	0	0
52900	Other Contractual Services	3,029,280	3,081,292	3,081,292	0	0	0
	TOTAL Contractual Services	**9,509,942**	**10,069,902**	**10,069,902**	**0**	**0**	**0**
53000	Clothing	864	750	750	0	0	0
53200	Food for Human Consumption	78,908	17,185	17,185	0	0	0
53400	Maint Constr Material Supply	47,731	2,780	2,780	0	0	0
53500	Vehicle Part Supply Accessory	16,717	18,650	18,650	0	0	0
53600	Pro Science Supply Material	13,147	10,030	10,030	0	0	0
53700	Office and Data Supplies	220,923	196,051	196,051	0	0	0
53900	Other Supplies and Materials	(28,716)	37,000	37,000	0	0	0
	TOTAL Commodities	**349,574**	**282,446**	**282,446**	**0**	**0**	**0**
	TOTAL Capital Outlay	**273,233**	**247,511**	**247,511**	**0**	**0**	**0**
	SUBTOTAL State Operations	**27,270,142**	**30,466,262**	**31,353,098**	**0**	**0**	**0**
55200	Claims	0	17,000	17,000	0	0	0
55500	State Special Grants	1,022,171	1,089,000	1,089,000	0	0	0
	TOTAL Other Assistance	**1,022,171**	**1,106,000**	**1,106,000**	**0**	**0**	**0**
	TOTAL Capital Improvements	**0**	**0**	**0**	**0**	**0**	**0**
	TOTAL REPORTABLE EXPENDITURES	**28,292,313**	**31,572,262**	**32,459,098**	**0**	**0**	**0**
57000	Other Non-expense	231,729	1,700	1,700	0	0	0
77300	Transfers	873,650	399,500	399,500	0	0	0
	TOTAL Non-Expense Items	**1,105,379**	**401,200**	**401,200**	**0**	**0**	**0**
	TOTAL EXPENDITURES	**29,397,692**	**31,973,462**	**32,860,298**	**0**	**0**	**0**

406/410 series report

Dept. Name: Wichita State University
Agency Name: Wichita State University
Agency Reporting Level: 715-00-41000-0000000-0000-000
Version: 2028-A-02-00715

Date: 09/15/2026
Time: 11:01:21

Division of the Budget
KANSAS

Series	Fund Code	FUND/ACCOUNT TITLE	FY 2026 Actuals	FY 2027 Adjusted Budget Request	FY 2028 Adjusted Budget Request	null	null	null
1	1000	0003 OPERATING EXP-INCLD OFF HOS	6,925,037	3,481,256	3,635,251	0	0	0
1	**1000**	**1000 SUBTOTAL for 1000's**	**6,925,037**	**3,481,256**	**3,635,251**	**0**	**0**	**0**
1	2112	2000 GENERAL FF	7,642,413	13,843,075	14,415,242	0	0	0
1	**2112**	**2112 SUBTOTAL for 2112's**	**7,642,413**	**13,843,075**	**14,415,242**	**0**	**0**	**0**
1	2558	2030 RESTRICTED FF	1,696,628	1,454,510	1,516,554	0	0	0
1	**2558**	**2558 SUBTOTAL for 2558's**	**1,696,628**	**1,454,510**	**1,516,554**	**0**	**0**	**0**
1	2908	2080 SPONSORED RESEARCH OVERHEAD FD	857,018	1,164,389	1,213,504	0	0	0
1	**2908**	**2908 SUBTOTAL for 2908's**	**857,018**	**1,164,389**	**1,213,504**	**0**	**0**	**0**
1	3265	3100 ECONOMIC OPPORTUNITY ACT FDF	16,297	317,910	382,607	0	0	0
1	**3265**	**3265 SUBTOTAL for 3265's**	**16,297**	**317,910**	**382,607**	**0**	**0**	**0**
		1352 TOTAL Salaries and Wages	**17,137,393**	**20,261,140**	**21,163,158**	**0**	**0**	**0**
10	1000	0003 OPERATING EXP-INCLD OFF HOS	0	(79,146)	(82,190)	0	0	0
10	**1000**	**1000 SUBTOTAL for 1000's**	**0**	**(79,146)**	**(82,190)**	**0**	**0**	**0**
10	2112	2000 GENERAL FF	0	(315,591)	(327,729)	0	0	0
10	**2112**	**2112 SUBTOTAL for 2112's**	**0**	**(315,591)**	**(327,729)**	**0**	**0**	**0**
		1372 TOTAL Shrinkage	**0**	**(394,737)**	**(409,919)**	**0**	**0**	**0**
2	1000	0003 OPERATING EXP-INCLD OFF HOS	426,001	0	0	0	0	0
2	**1000**	**1000 SUBTOTAL for 1000's**	**426,001**	**0**	**0**	**0**	**0**	**0**
2	2112	2000 GENERAL FF	7,342,449	8,451,031	8,451,031	0	0	0
2	**2112**	**2112 SUBTOTAL for 2112's**	**7,342,449**	**8,451,031**	**8,451,031**	**0**	**0**	**0**
2	2558	2030 RESTRICTED FF	1,654,124	1,538,151	1,538,151	0	0	0
2	**2558**	**2558 SUBTOTAL for 2558's**	**1,654,124**	**1,538,151**	**1,538,151**	**0**	**0**	**0**
2	2908	2080 SPONSORED RESEARCH OVERHEAD FD	87,368	80,720	80,720	0	0	0
2	**2908**	**2908 SUBTOTAL for 2908's**	**87,368**	**80,720**	**80,720**	**0**	**0**	**0**
		1412 TOTAL Contractual Services	**9,509,942**	**10,069,902**	**10,069,902**	**0**	**0**	**0**
3	2112	2000 GENERAL FF	230,208	92,185	92,185	0	0	0
3	**2112**	**2112 SUBTOTAL for 2112's**	**230,208**	**92,185**	**92,185**	**0**	**0**	**0**
3	2558	2030 RESTRICTED FF	118,483	189,461	189,461	0	0	0
3	**2558**	**2558 SUBTOTAL for 2558's**	**118,483**	**189,461**	**189,461**	**0**	**0**	**0**
3	2908	2080 SPONSORED RESEARCH OVERHEAD FD	883	800	800	0	0	0
3	**2908**	**2908 SUBTOTAL for 2908's**	**883**	**800**	**800**	**0**	**0**	**0**
		1442 TOTAL Commodities	**349,574**	**282,446**	**282,446**	**0**	**0**	**0**
4	2112	2000 GENERAL FF	68,235	42,827	42,827	0	0	0
4	**2112**	**2112 SUBTOTAL for 2112's**	**68,235**	**42,827**	**42,827**	**0**	**0**	**0**
4	2558	2030 RESTRICTED FF	203,146	201,684	201,684	0	0	0
4	**2558**	**2558 SUBTOTAL for 2558's**	**203,146**	**201,684**	**201,684**	**0**	**0**	**0**
4	2908	2080 SPONSORED RESEARCH OVERHEAD FD	1,852	3,000	3,000	0	0	0
4	**2908**	**2908 SUBTOTAL for 2908's**	**1,852**	**3,000**	**3,000**	**0**	**0**	**0**
		1472 TOTAL Capital Outlay	**273,233**	**247,511**	**247,511**	**0**	**0**	**0**
5	2112	2000 GENERAL FF	0	0	0	0	0	0
5	**2112**	**2112 SUBTOTAL for 2112's**	**0**	**0**	**0**	**0**	**0**	**0**
		1482 TOTAL Capital Improvements	**0**	**0**	**0**	**0**	**0**	**0**
9	2112	2000 GENERAL FF	918,075	984,000	984,000	0	0	0
9	**2112**	**2112 SUBTOTAL for 2112's**	**918,075**	**984,000**	**984,000**	**0**	**0**	**0**

406/410 series report

Dept. Name: Wichita State University
Agency Name: Wichita State University
Agency Reporting Level: 715-00-41000-0000000-0000-000
Version: 2028-A-02-00715

140
Date: 09/15/2026
Time: 11:01:21

Division of the Budget
KANSAS

Series	Fund Code	FUND/ACCOUNT TITLE	FY 2026 Actuals	FY 2027 Adjusted Budget Request	FY 2028 Adjusted Budget Request	null	null	null
9	2558	2030 RESTRICTED FF	99,500	117,000	117,000	0	0	0
9	**2558**	**2558 SUBTOTAL for 2558's**	**99,500**	**117,000**	**117,000**	**0**	**0**	**0**
9	2908	2080 SPONSORED RESEARCH OVERHEAD FD	4,596	5,000	5,000	0	0	0
9	**2908**	**2908 SUBTOTAL for 2908's**	**4,596**	**5,000**	**5,000**	**0**	**0**	**0**
		1512 TOTAL Other Assistance	**1,022,171**	**1,106,000**	**1,106,000**	**0**	**0**	**0**
92	2112	2000 GENERAL FF	217,115	210,000	210,000	0	0	0
92	**2112**	**2112 SUBTOTAL for 2112's**	**217,115**	**210,000**	**210,000**	**0**	**0**	**0**
92	2558	2030 RESTRICTED FF	635,600	3,700	3,700	0	0	0
92	**2558**	**2558 SUBTOTAL for 2558's**	**635,600**	**3,700**	**3,700**	**0**	**0**	**0**
92	2908	2080 SPONSORED RESEARCH OVERHEAD FD	573	0	0	0	0	0
92	**2908**	**2908 SUBTOTAL for 2908's**	**573**	**0**	**0**	**0**	**0**	**0**
92	3265	3100 ECONOMIC OPPORTUNITY ACT FDF	187,500	187,500	187,500	0	0	0
92	**3265**	**3265 SUBTOTAL for 3265's**	**187,500**	**187,500**	**187,500**	**0**	**0**	**0**
92	5620	5270 WSU HOUSING SYSTEM SRPLS FD	64,591	0	0	0	0	0
92	**5620**	**5620 SUBTOTAL for 5620's**	**64,591**	**0**	**0**	**0**	**0**	**0**
		1562 TOTAL Non-Expense Items	**1,105,379**	**401,200**	**401,200**	**0**	**0**	**0**
		1562 TOTAL All Funds	**29,397,692**	**31,973,462**	**32,860,298**	**0**	**0**	**0**

406/410 series report

Dept. Name: Wichita State University
Agency Name: Wichita State University
Agency Reporting Level: 715-00-41000-0000000-0000-000
Version: 2028-A-02-00715

Date: 09/15/2026
Time: 11:01:21

Division of the Budget
KANSAS

Fund Code	FUND/ACCOUNT TITLE	FY 2026 Actuals	FY 2027 Adjusted Budget Request	FY 2028 Adjusted Budget Request	null	null	null
0003	OPERATING EXP-INCLD OFF HOS	7,351,038	3,402,110	3,553,061	0	0	0
1000	**SUBTOTAL STATE GENERAL FUND**	**7,351,038**	**3,402,110**	**3,553,061**	**0**	**0**	**0**
2000	GENERAL FF	16,418,495	23,307,527	23,867,556	0	0	0
2112	**SUBTOTAL GENERAL FF**	**16,418,495**	**23,307,527**	**23,867,556**	**0**	**0**	**0**
2030	RESTRICTED FF	4,407,481	3,504,506	3,566,550	0	0	0
2558	**SUBTOTAL RESTRICTED FF**	**4,407,481**	**3,504,506**	**3,566,550**	**0**	**0**	**0**
2080	SPONSORED RESEARCH OVERHEAD FD	952,290	1,253,909	1,303,024	0	0	0
2908	**SUBTOTAL SPONSORED RESEARCH OVERHEAD FD**	**952,290**	**1,253,909**	**1,303,024**	**0**	**0**	**0**
3100	ECONOMIC OPPORTUNITY ACT FDF	203,797	505,410	570,107	0	0	0
3265	**SUBTOTAL ECONOMIC OPPORTUNITY ACT FDF**	**203,797**	**505,410**	**570,107**	**0**	**0**	**0**
5270	WSU HOUSING SYSTEM SRPLS FD	64,591	0	0	0	0	0
5620	**SUBTOTAL WSU HOUSING SYSTEM SRPLS FD**	**64,591**	**0**	**0**	**0**	**0**	**0**
1692	**TOTAL MEANS OF FUNDING**	**29,397,692**	**31,973,462**	**32,860,298**	**0**	**0**	**0**

Instructional Services
42000

406/410 series report

Dept. Name: Wichita State University
Agency Name: Wichita State University
Agency Reporting Level: 715-00-42000-0000000-0000-000
Version: 2028-A-02-00715

Date: 09/15/2026
Time: 11:01:50

Division of the Budget
KANSAS

Obj. Code	OBJECTS OF EXPENDITURE	FY 2026 Actuals	FY 2027 Adjusted Budget Request	FY 2028 Adjusted Budget Request	null	null	null
	Salaries and Wages	89,378,530	88,370,937	92,024,530	0	0	0
519990	SHRINKAGE	0	(1,317,062)	(1,367,718)	0	0	0
	TOTAL Salaries and Wages	**89,378,530**	**87,053,875**	**90,656,812**	**0**	**0**	**0**
52000	Communication	88,572	98,995	98,995	0	0	0
52100	Freight and Express	1,135	10	10	0	0	0
52200	Printing and Advertising	320,226	198,406	198,406	0	0	0
52300	Rents	2,002,981	1,763,320	1,763,320	0	0	0
52400	Reparing and Servicing	245,433	227,818	222,818	0	0	0
52510	InState Travel and Subsistence	52,750	50,433	50,433	0	0	0
52520	Out of State Travel and Subsis	312,018	243,737	243,737	0	0	0
52530	International Travel and Subsi	86,656	51,320	51,320	0	0	0
52600	Fees-other Services	3,452,931	3,928,976	3,906,975	0	0	0
52700	Fee-Professional Services	672,110	362,875	352,375	0	0	0
52800	Utilities	438	400	400	0	0	0
52900	Other Contractual Services	1,967,324	1,286,822	1,282,322	0	0	0
	TOTAL Contractual Services	**9,202,574**	**8,213,112**	**8,171,111**	**0**	**0**	**0**
53000	Clothing	16,104	17,079	17,079	0	0	0
53200	Food for Human Consumption	32,767	32,728	32,728	0	0	0
53300	Fuel (non-motor vehicle use)	25,513	25,175	25,175	0	0	0
53400	Maint Constr Material Supply	31,358	55,285	55,285	0	0	0
53500	Vehicle Part Supply Accessory	8,690	7,576	7,576	0	0	0
53600	Pro Science Supply Material	731,528	602,719	602,719	0	0	0
53700	Office and Data Supplies	141,423	117,433	117,433	0	0	0
53800	Research Supplies and Matieria	19,895	28,424	28,424	0	0	0
53900	Other Supplies and Materials	341,388	301,727	301,727	0	0	0
	TOTAL Commodities	**1,348,666**	**1,188,146**	**1,188,146**	**0**	**0**	**0**
	TOTAL Capital Outlay	**1,346,397**	**379,041**	**321,041**	**0**	**0**	**0**
	SUBTOTAL State Operations	**101,276,167**	**96,834,174**	**100,337,110**	**0**	**0**	**0**
55500	State Special Grants	1,628,375	1,316,045	1,276,045	0	0	0
	TOTAL Other Assistance	**1,628,375**	**1,316,045**	**1,276,045**	**0**	**0**	**0**
	TOTAL REPORTABLE EXPENDITURES	**102,904,542**	**98,150,219**	**101,613,155**	**0**	**0**	**0**
57000	Other Non-expense	147,288	127,350	127,350	0	0	0
77300	Transfers	4,057,443	1,643,282	1,643,282	0	0	0
	TOTAL Non-Expense Items	**4,204,731**	**1,770,632**	**1,770,632**	**0**	**0**	**0**
	TOTAL EXPENDITURES	**107,109,273**	**99,920,851**	**103,383,787**	**0**	**0**	**0**

406/410 series report

Dept. Name: Wichita State University
Agency Name: Wichita State University
Agency Reporting Level: 715-00-42000-0000000-0000-000
Version: 2028-A-02-00715

Date: 09/15/2026
Time: 11:01:50

Division of the Budget
KANSAS

Series	Fund Code	FUND/ACCOUNT TITLE	FY 2026 Actuals	FY 2027 Adjusted Budget Request	FY 2028 Adjusted Budget Request	null	null	null
1	1000	0003 OPERATING EXP-INCLD OFF HOS	44,708,201	51,047,866	53,786,045	0	0	0
1	**1000**	**1000 SUBTOTAL for 1000's**	**44,708,201**	**51,047,866**	**53,786,045**	**0**	**0**	**0**
1	2112	2000 GENERAL FF	16,371,407	6,927,137	7,205,951	0	0	0
1	**2112**	**2112 SUBTOTAL for 2112's**	**16,371,407**	**6,927,137**	**7,205,951**	**0**	**0**	**0**
1	2155	2155 2155 Kan-grow engineering fund	2,750,554	3,627,767	3,146,474	0	0	0
1	**2155**	**2155 SUBTOTAL for 2155's**	**2,750,554**	**3,627,767**	**3,146,474**	**0**	**0**	**0**
1	2477	2400 FACULTY OF DISTICTION MATCH FD	1,087,293	1,389,444	1,442,130	0	0	0
1	**2477**	**2477 SUBTOTAL for 2477's**	**1,087,293**	**1,389,444**	**1,442,130**	**0**	**0**	**0**
1	2558	2030 RESTRICTED FF	23,736,570	24,762,791	25,802,814	0	0	0
1	2558	3000 RESTRICTED FEES FUND-EXTERNAL	578,203	566,882	589,865	0	0	0
1	**2558**	**2558 SUBTOTAL for 2558's**	**24,314,773**	**25,329,673**	**26,392,679**	**0**	**0**	**0**
1	3265	3100 ECONOMIC OPPORTUNITY ACT FDF	146,302	49,050	51,251	0	0	0
1	**3265**	**3265 SUBTOTAL for 3265's**	**146,302**	**49,050**	**51,251**	**0**	**0**	**0**
		1402 TOTAL Salaries and Wages	**89,378,530**	**88,370,937**	**92,024,530**	**0**	**0**	**0**
10	1000	0003 OPERATING EXP-INCLD OFF HOS	0	(1,163,656)	(1,208,412)	0	0	0
10	**1000**	**1000 SUBTOTAL for 1000's**	**0**	**(1,163,656)**	**(1,208,412)**	**0**	**0**	**0**
10	2112	2000 GENERAL FF	0	(153,406)	(159,306)	0	0	0
10	**2112**	**2112 SUBTOTAL for 2112's**	**0**	**(153,406)**	**(159,306)**	**0**	**0**	**0**
		1422 TOTAL Shrinkage	**0**	**(1,317,062)**	**(1,367,718)**	**0**	**0**	**0**
2	1000	0003 OPERATING EXP-INCLD OFF HOS	60,092	0	0	0	0	0
2	**1000**	**1000 SUBTOTAL for 1000's**	**60,092**	**0**	**0**	**0**	**0**	**0**
2	2112	2000 GENERAL FF	2,511,304	3,167,434	3,167,434	0	0	0
2	**2112**	**2112 SUBTOTAL for 2112's**	**2,511,304**	**3,167,434**	**3,167,434**	**0**	**0**	**0**
2	2155	2155 2155 Kan-grow engineering fund	415,994	310,001	310,000	0	0	0
2	**2155**	**2155 SUBTOTAL for 2155's**	**415,994**	**310,001**	**310,000**	**0**	**0**	**0**
2	2477	2400 FACULTY OF DISTICTION MATCH FD	0	42,011	11	0	0	0
2	**2477**	**2477 SUBTOTAL for 2477's**	**0**	**42,011**	**11**	**0**	**0**	**0**
2	2558	2030 RESTRICTED FF	6,062,711	4,507,104	4,507,104	0	0	0
2	2558	3000 RESTRICTED FEES FUND-EXTERNAL	140,815	162,650	162,650	0	0	0
2	**2558**	**2558 SUBTOTAL for 2558's**	**6,203,526**	**4,669,754**	**4,669,754**	**0**	**0**	**0**
2	2908	2080 SPONSORED RESEARCH OVERHEAD FD	585	962	962	0	0	0
2	**2908**	**2908 SUBTOTAL for 2908's**	**585**	**962**	**962**	**0**	**0**	**0**
2	3265	3100 ECONOMIC OPPORTUNITY ACT FDF	11,073	22,950	22,950	0	0	0
2	**3265**	**3265 SUBTOTAL for 3265's**	**11,073**	**22,950**	**22,950**	**0**	**0**	**0**
		1502 TOTAL Contractual Services	**9,202,574**	**8,213,112**	**8,171,111**	**0**	**0**	**0**
3	2112	2000 GENERAL FF	200,106	201,363	201,363	0	0	0
3	**2112**	**2112 SUBTOTAL for 2112's**	**200,106**	**201,363**	**201,363**	**0**	**0**	**0**
3	2155	2155 2155 Kan-grow engineering fund	24,934	15,000	15,000	0	0	0
3	**2155**	**2155 SUBTOTAL for 2155's**	**24,934**	**15,000**	**15,000**	**0**	**0**	**0**
3	2477	2400 FACULTY OF DISTICTION MATCH FD	0	18,006	18,006	0	0	0
3	**2477**	**2477 SUBTOTAL for 2477's**	**0**	**18,006**	**18,006**	**0**	**0**	**0**
3	2558	2030 RESTRICTED FF	1,112,950	952,777	952,777	0	0	0
3	2558	3000 RESTRICTED FEES FUND-EXTERNAL	4,990	1,000	1,000	0	0	0
3	**2558**	**2558 SUBTOTAL for 2558's**	**1,117,940**	**953,777**	**953,777**	**0**	**0**	**0**

406/410 series report

Dept. Name: Wichita State University
Agency Name: Wichita State University
Agency Reporting Level: 715-00-42000-0000000-0000-000
Version: 2028-A-02-00715

Date: 09/15/2026
Time: 11:01:50

Division of the Budget
KANSAS

Series	Fund Code	FUND/ACCOUNT TITLE	FY 2026 Actuals	FY 2027 Adjusted Budget Request	FY 2028 Adjusted Budget Request	null	null	null
3	2908	2080 SPONSORED RESEARCH OVERHEAD FD	525	0	0	0	0	0
3	**2908**	**2908 SUBTOTAL for 2908's**	**525**	**0**	**0**	**0**	**0**	**0**
3	3265	3100 ECONOMIC OPPORTUNITY ACT FDF	5,161	0	0	0	0	0
3	**3265**	**3265 SUBTOTAL for 3265's**	**5,161**	**0**	**0**	**0**	**0**	**0**
		1572 TOTAL Commodities	**1,348,666**	**1,188,146**	**1,188,146**	**0**	**0**	**0**
4	2112	2000 GENERAL FF	194,788	43,420	43,420	0	0	0
4	**2112**	**2112 SUBTOTAL for 2112's**	**194,788**	**43,420**	**43,420**	**0**	**0**	**0**
4	2155	2155 2155 Kan-grow engineering fund	42,974	28,526	28,526	0	0	0
4	**2155**	**2155 SUBTOTAL for 2155's**	**42,974**	**28,526**	**28,526**	**0**	**0**	**0**
4	2477	2400 FACULTY OF DISTICTION MATCH FD	1,379	59,800	1,800	0	0	0
4	**2477**	**2477 SUBTOTAL for 2477's**	**1,379**	**59,800**	**1,800**	**0**	**0**	**0**
4	2558	2030 RESTRICTED FF	1,102,351	244,295	244,295	0	0	0
4	**2558**	**2558 SUBTOTAL for 2558's**	**1,102,351**	**244,295**	**244,295**	**0**	**0**	**0**
4	3265	3100 ECONOMIC OPPORTUNITY ACT FDF	4,905	3,000	3,000	0	0	0
4	**3265**	**3265 SUBTOTAL for 3265's**	**4,905**	**3,000**	**3,000**	**0**	**0**	**0**
		1622 TOTAL Capital Outlay	**1,346,397**	**379,041**	**321,041**	**0**	**0**	**0**
9	2112	2000 GENERAL FF	1,040,908	0	0	0	0	0
9	**2112**	**2112 SUBTOTAL for 2112's**	**1,040,908**	**0**	**0**	**0**	**0**	**0**
9	2155	2155 2155 Kan-grow engineering fund	4,157	0	0	0	0	0
9	**2155**	**2155 SUBTOTAL for 2155's**	**4,157**	**0**	**0**	**0**	**0**	**0**
9	2477	2400 FACULTY OF DISTICTION MATCH FD	0	40,000	0	0	0	0
9	**2477**	**2477 SUBTOTAL for 2477's**	**0**	**40,000**	**0**	**0**	**0**	**0**
9	2558	2030 RESTRICTED FF	583,310	1,276,045	1,276,045	0	0	0
9	**2558**	**2558 SUBTOTAL for 2558's**	**583,310**	**1,276,045**	**1,276,045**	**0**	**0**	**0**
		1662 TOTAL Other Assistance	**1,628,375**	**1,316,045**	**1,276,045**	**0**	**0**	**0**
92	2477	2400 FACULTY OF DISTICTION MATCH FD	18,000	0	0	0	0	0
92	**2477**	**2477 SUBTOTAL for 2477's**	**18,000**	**0**	**0**	**0**	**0**	**0**
92	2558	2030 RESTRICTED FF	4,169,149	1,720,745	1,720,745	0	0	0
92	2558	3000 RESTRICTED FEES FUND-EXTERNAL	15,782	49,887	49,887	0	0	0
92	**2558**	**2558 SUBTOTAL for 2558's**	**4,184,931**	**1,770,632**	**1,770,632**	**0**	**0**	**0**
92	3149	3140 UNIVERSITY FDF	1,800	0	0	0	0	0
92	**3149**	**3149 SUBTOTAL for 3149's**	**1,800**	**0**	**0**	**0**	**0**	**0**
		1702 TOTAL Non-Expense Items	**4,204,731**	**1,770,632**	**1,770,632**	**0**	**0**	**0**
		1702 TOTAL All Funds	**107,109,273**	**99,920,851**	**103,383,787**	**0**	**0**	**0**

406/410 series report

Dept. Name: Wichita State University
Agency Name: Wichita State University
Agency Reporting Level: 715-00-42000-0000000-0000-000
Version: 2028-A-02-00715

Date: 09/15/2026
Time: 11:01:50

Division of the Budget
KANSAS

Fund Code	FUND/ACCOUNT TITLE	FY 2026 Actuals	FY 2027 Adjusted Budget Request	FY 2028 Adjusted Budget Request	null	null	null
0003	OPERATING EXP-INCLD OFF HOS	44,768,293	49,884,210	52,577,633	0	0	0
1000	**SUBTOTAL STATE GENERAL FUND**	**44,768,293**	**49,884,210**	**52,577,633**	**0**	**0**	**0**
2000	GENERAL FF	20,318,513	10,185,948	10,458,862	0	0	0
2112	**SUBTOTAL GENERAL FF**	**20,318,513**	**10,185,948**	**10,458,862**	**0**	**0**	**0**
2155	Kan-grow engineering fund	3,238,613	3,981,294	3,500,000	0	0	0
2155	**SUBTOTAL Kan-grow engineering fund**	**3,238,613**	**3,981,294**	**3,500,000**	**0**	**0**	**0**
2400	FACULTY OF DISTICTION MATCH FD	1,106,672	1,549,261	1,461,947	0	0	0
2477	**SUBTOTAL FACULTY OF DISTICTION MATCH FD**	**1,106,672**	**1,549,261**	**1,461,947**	**0**	**0**	**0**
2030	RESTRICTED FF	36,767,041	33,463,757	34,503,780	0	0	0
3000	RESTRICTED FEES FUND-EXTERNAL	739,790	780,419	803,402	0	0	0
2558	**SUBTOTAL RESTRICTED FF**	**37,506,831**	**34,244,176**	**35,307,182**	**0**	**0**	**0**
2080	SPONSORED RESEARCH OVERHEAD FD	1,110	962	962	0	0	0
2908	**SUBTOTAL SPONSORED RESEARCH OVERHEAD FD**	**1,110**	**962**	**962**	**0**	**0**	**0**
3140	UNIVERSITY FDF	1,800	0	0	0	0	0
3149	**SUBTOTAL UNIVERSITY FDF**	**1,800**	**0**	**0**	**0**	**0**	**0**
3100	ECONOMIC OPPORTUNITY ACT FDF	167,441	75,000	77,201	0	0	0
3265	**SUBTOTAL ECONOMIC OPPORTUNITY ACT FDF**	**167,441**	**75,000**	**77,201**	**0**	**0**	**0**
	1874 TOTAL MEANS OF FUNDING	**107,109,273**	**99,920,851**	**103,383,787**	**0**	**0**	**0**

Academic Support
43000

406/410 series report

Dept. Name: Wichita State University
Agency Name: Wichita State University
Agency Reporting Level: 715-00-43000-0000000-0000-000
Version: 2028-A-02-00715

Date: 09/15/2026
Time: 11:02:30

Division of the Budget
KANSAS

Obj. Code	OBJECTS OF EXPENDITURE	FY 2026 Actuals	FY 2027 Adjusted Budget Request	FY 2028 Adjusted Budget Request	null	null	null
	Salaries and Wages	28,877,486	27,026,132	30,644,609	0	0	0
519990	SHRINKAGE	0	(481,243)	(554,563)	0	0	0
	TOTAL Salaries and Wages	**28,877,486**	**26,544,889**	**30,090,046**	**0**	**0**	**0**
52000	Communication	518,397	471,933	471,933	0	0	0
52100	Freight and Express	17,157	21,050	21,050	0	0	0
52200	Printing and Advertising	94,674	170,479	170,479	0	0	0
52300	Rents	3,307,677	3,671,738	3,671,738	0	0	0
52400	Reparing and Servicing	295,913	346,999	346,999	0	0	0
52510	InState Travel and Subsistence	21,498	18,554	18,554	0	0	0
52520	Out of State Travel and Subsis	194,344	287,988	287,988	0	0	0
52530	International Travel and Subsi	36,313	17,520	17,520	0	0	0
52600	Fees-other Services	486,129	609,715	609,715	0	0	0
52700	Fee-Professional Services	654,224	355,047	355,047	0	0	0
52800	Utilities	33	0	0	0	0	0
52900	Other Contractual Services	2,796,481	2,903,040	2,903,040	0	0	0
	TOTAL Contractual Services	**8,422,840**	**8,874,063**	**8,874,063**	**0**	**0**	**0**
53000	Clothing	9,688	14,050	14,050	0	0	0
53100	Fee and Forage	26	50	50	0	0	0
53200	Food for Human Consumption	38,165	43,510	43,510	0	0	0
53300	Fuel (non-motor vehicle use)	311	20,000	20,000	0	0	0
53400	Maint Constr Material Supply	12,594	14,541	14,541	0	0	0
53500	Vehicle Part Supply Accessory	7,827	1,265	1,265	0	0	0
53600	Pro Science Supply Material	311,131	114,460	114,460	0	0	0
53700	Office and Data Supplies	128,063	114,317	114,317	0	0	0
53800	Research Supplies and Matieria	3,750	0	0	0	0	0
53900	Other Supplies and Materials	139,819	135,645	135,645	0	0	0
	TOTAL Commodities	**651,374**	**457,838**	**457,838**	**0**	**0**	**0**
	TOTAL Capital Outlay	**2,481,029**	**1,368,533**	**1,363,498**	**0**	**0**	**0**
	SUBTOTAL State Operations	**40,432,729**	**37,245,323**	**40,785,445**	**0**	**0**	**0**
55500	State Special Grants	1,147,797	469,000	469,000	0	0	0
	TOTAL Other Assistance	**1,147,797**	**469,000**	**469,000**	**0**	**0**	**0**
	TOTAL REPORTABLE EXPENDITURES	**41,580,526**	**37,714,323**	**41,254,445**	**0**	**0**	**0**
57000	Other Non-expense	5,985	270	270	0	0	0
77300	Transfers	13,402,732	12,439,694	12,439,694	0	0	0
	TOTAL Non-Expense Items	**13,408,717**	**12,439,964**	**12,439,964**	**0**	**0**	**0**
	TOTAL EXPENDITURES	**54,989,243**	**50,154,287**	**53,694,409**	**0**	**0**	**0**

406/410 series report

Dept. Name: Wichita State University
Agency Name: Wichita State University
Agency Reporting Level: 715-00-43000-0000000-0000-000
Version: 2028-A-02-00715

Date: 09/15/2026
Time: 11:02:30

Division of the Budget
KANSAS

Series	Fund Code	FUND/ACCOUNT TITLE	FY 2026 Actuals	FY 2027 Adjusted Budget Request	FY 2028 Adjusted Budget Request	null	null	null
1	1000	0003 OPERATING EXP-INCLD OFF HOS	11,729,457	11,956,528	12,486,741	0	0	0
1	**1000**	**1000 SUBTOTAL for 1000's**	**11,729,457**	**11,956,528**	**12,486,741**	**0**	**0**	**0**
1	2112	2000 GENERAL FF	10,705,222	9,425,546	12,278,135	0	0	0
1	**2112**	**2112 SUBTOTAL for 2112's**	**10,705,222**	**9,425,546**	**12,278,135**	**0**	**0**	**0**
1	2536	2020 KS CAREER WORK STUDY PRG FD	5,041	0	0	0	0	0
1	**2536**	**2536 SUBTOTAL for 2536's**	**5,041**	**0**	**0**	**0**	**0**	**0**
1	2558	2030 RESTRICTED FF	4,932,778	4,448,055	4,633,247	0	0	0
1	**2558**	**2558 SUBTOTAL for 2558's**	**4,932,778**	**4,448,055**	**4,633,247**	**0**	**0**	**0**
1	2908	2080 SPONSORED RESEARCH OVERHEAD FD	1,422,089	1,196,003	1,246,486	0	0	0
1	**2908**	**2908 SUBTOTAL for 2908's**	**1,422,089**	**1,196,003**	**1,246,486**	**0**	**0**	**0**
1	3265	3100 ECONOMIC OPPORTUNITY ACT FDF	82,899	0	0	0	0	0
1	**3265**	**3265 SUBTOTAL for 3265's**	**82,899**	**0**	**0**	**0**	**0**	**0**
		1382 TOTAL Salaries and Wages	**28,877,486**	**27,026,132**	**30,644,609**	**0**	**0**	**0**
10	1000	0003 OPERATING EXP-INCLD OFF HOS	0	(270,121)	(280,510)	0	0	0
10	**1000**	**1000 SUBTOTAL for 1000's**	**0**	**(270,121)**	**(280,510)**	**0**	**0**	**0**
10	2112	2000 GENERAL FF	0	(211,122)	(274,053)	0	0	0
10	**2112**	**2112 SUBTOTAL for 2112's**	**0**	**(211,122)**	**(274,053)**	**0**	**0**	**0**
		1402 TOTAL Shrinkage	**0**	**(481,243)**	**(554,563)**	**0**	**0**	**0**
2	1000	0003 OPERATING EXP-INCLD OFF HOS	373,704	88,108	88,108	0	0	0
2	**1000**	**1000 SUBTOTAL for 1000's**	**373,704**	**88,108**	**88,108**	**0**	**0**	**0**
2	2112	2000 GENERAL FF	5,945,699	5,981,862	5,981,862	0	0	0
2	**2112**	**2112 SUBTOTAL for 2112's**	**5,945,699**	**5,981,862**	**5,981,862**	**0**	**0**	**0**
2	2558	2030 RESTRICTED FF	1,701,534	2,147,243	2,147,243	0	0	0
2	2558	3000 RESTRICTED FEES FUND-EXTERNAL	98	0	0	0	0	0
2	**2558**	**2558 SUBTOTAL for 2558's**	**1,701,632**	**2,147,243**	**2,147,243**	**0**	**0**	**0**
2	2908	2080 SPONSORED RESEARCH OVERHEAD FD	401,805	656,850	656,850	0	0	0
2	**2908**	**2908 SUBTOTAL for 2908's**	**401,805**	**656,850**	**656,850**	**0**	**0**	**0**
		1452 TOTAL Contractual Services	**8,422,840**	**8,874,063**	**8,874,063**	**0**	**0**	**0**
3	1000	0003 OPERATING EXP-INCLD OFF HOS	1,177	75	75	0	0	0
3	**1000**	**1000 SUBTOTAL for 1000's**	**1,177**	**75**	**75**	**0**	**0**	**0**
3	2112	2000 GENERAL FF	321,684	95,393	95,393	0	0	0
3	**2112**	**2112 SUBTOTAL for 2112's**	**321,684**	**95,393**	**95,393**	**0**	**0**	**0**
3	2558	2030 RESTRICTED FF	296,180	343,670	343,670	0	0	0
3	**2558**	**2558 SUBTOTAL for 2558's**	**296,180**	**343,670**	**343,670**	**0**	**0**	**0**
3	2908	2080 SPONSORED RESEARCH OVERHEAD FD	32,333	18,700	18,700	0	0	0
3	**2908**	**2908 SUBTOTAL for 2908's**	**32,333**	**18,700**	**18,700**	**0**	**0**	**0**
		1492 TOTAL Commodities	**651,374**	**457,838**	**457,838**	**0**	**0**	**0**
4	1000	0003 OPERATING EXP-INCLD OFF HOS	412,339	63,492	58,457	0	0	0
4	**1000**	**1000 SUBTOTAL for 1000's**	**412,339**	**63,492**	**58,457**	**0**	**0**	**0**
4	2112	2000 GENERAL FF	1,457,803	430,741	430,741	0	0	0
4	**2112**	**2112 SUBTOTAL for 2112's**	**1,457,803**	**430,741**	**430,741**	**0**	**0**	**0**
4	2558	2030 RESTRICTED FF	552,038	868,300	868,300	0	0	0
4	**2558**	**2558 SUBTOTAL for 2558's**	**552,038**	**868,300**	**868,300**	**0**	**0**	**0**
4	2908	2080 SPONSORED RESEARCH OVERHEAD FD	58,849	6,000	6,000	0	0	0

406/410 series report

Dept. Name: Wichita State University
Agency Name: Wichita State University
Agency Reporting Level: 715-00-43000-0000000-0000-000
Version: 2028-A-02-00715

Date: 09/15/2026
Time: 11:02:30

Division of the Budget
KANSAS

Series	Fund Code	FUND/ACCOUNT TITLE	FY 2026 Actuals	FY 2027 Adjusted Budget Request	FY 2028 Adjusted Budget Request	null	null	null
4	**2908**	**2908 SUBTOTAL for 2908's**	**58,849**	**6,000**	**6,000**	**0**	**0**	**0**
		1532 TOTAL Capital Outlay	**2,481,029**	**1,368,533**	**1,363,498**	**0**	**0**	**0**
9	1000	0003 OPERATING EXP-INCLD OFF HOS	7,850	0	0	0	0	0
9	**1000**	**1000 SUBTOTAL for 1000's**	**7,850**	**0**	**0**	**0**	**0**	**0**
9	2112	2000 GENERAL FF	321,456	262,000	262,000	0	0	0
9	**2112**	**2112 SUBTOTAL for 2112's**	**321,456**	**262,000**	**262,000**	**0**	**0**	**0**
9	2536	2020 KS CAREER WORK STUDY PRG FD	92,751	0	0	0	0	0
9	**2536**	**2536 SUBTOTAL for 2536's**	**92,751**	**0**	**0**	**0**	**0**	**0**
9	2558	2030 RESTRICTED FF	564,764	207,000	207,000	0	0	0
9	**2558**	**2558 SUBTOTAL for 2558's**	**564,764**	**207,000**	**207,000**	**0**	**0**	**0**
9	2908	2080 SPONSORED RESEARCH OVERHEAD FD	160,976	0	0	0	0	0
9	**2908**	**2908 SUBTOTAL for 2908's**	**160,976**	**0**	**0**	**0**	**0**	**0**
		1582 TOTAL Other Assistance	**1,147,797**	**469,000**	**469,000**	**0**	**0**	**0**
92	2558	2030 RESTRICTED FF	12,354,701	10,832,540	10,832,540	0	0	0
92	**2558**	**2558 SUBTOTAL for 2558's**	**12,354,701**	**10,832,540**	**10,832,540**	**0**	**0**	**0**
92	2908	2080 SPONSORED RESEARCH OVERHEAD FD	1,054,016	1,607,424	1,607,424	0	0	0
92	**2908**	**2908 SUBTOTAL for 2908's**	**1,054,016**	**1,607,424**	**1,607,424**	**0**	**0**	**0**
		1602 TOTAL Non-Expense Items	**13,408,717**	**12,439,964**	**12,439,964**	**0**	**0**	**0**
		1602 TOTAL All Funds	**54,989,243**	**50,154,287**	**53,694,409**	**0**	**0**	**0**

406/410 series report

Dept. Name: Wichita State University
Agency Name: Wichita State University
Agency Reporting Level: 715-00-43000-0000000-0000-000
Version: 2028-A-02-00715

Date: 09/15/2026
Time: 11:02:30

Division of the Budget
KANSAS

Fund Code	FUND/ACCOUNT TITLE	FY 2026 Actuals	FY 2027 Adjusted Budget Request	FY 2028 Adjusted Budget Request	null	null	null
0003	OPERATING EXP-INCLD OFF HOS	12,524,527	11,838,082	12,352,871	0	0	0
1000	**SUBTOTAL STATE GENERAL FUND**	**12,524,527**	**11,838,082**	**12,352,871**	**0**	**0**	**0**
2000	GENERAL FF	18,751,864	15,984,420	18,774,078	0	0	0
2112	**SUBTOTAL GENERAL FF**	**18,751,864**	**15,984,420**	**18,774,078**	**0**	**0**	**0**
2020	KS CAREER WORK STUDY PRG FD	97,792	0	0	0	0	0
2536	**SUBTOTAL KS CAREER WORK STUDY PRG FD**	**97,792**	**0**	**0**	**0**	**0**	**0**
2030	RESTRICTED FF	20,401,995	18,846,808	19,032,000	0	0	0
3000	RESTRICTED FEES FUND-EXTERNAL	98	0	0	0	0	0
2558	**SUBTOTAL RESTRICTED FF**	**20,402,093**	**18,846,808**	**19,032,000**	**0**	**0**	**0**
2080	SPONSORED RESEARCH OVERHEAD FD	3,130,068	3,484,977	3,535,460	0	0	0
2908	**SUBTOTAL SPONSORED RESEARCH OVERHEAD FD**	**3,130,068**	**3,484,977**	**3,535,460**	**0**	**0**	**0**
3100	ECONOMIC OPPORTUNITY ACT FDF	82,899	0	0	0	0	0
3265	**SUBTOTAL ECONOMIC OPPORTUNITY ACT FDF**	**82,899**	**0**	**0**	**0**	**0**	**0**
	1742 TOTAL MEANS OF FUNDING	**54,989,243**	**50,154,287**	**53,694,409**	**0**	**0**	**0**

Student Services
44000

406/410 series report

Dept. Name: Wichita State University
Agency Name: Wichita State University
Agency Reporting Level: 715-00-44000-0000000-0000-000
Version: 2028-A-02-00715

150
Date: 09/15/2026
Time: 11:02:47

Division of the Budget
KANSAS

Obj. Code	OBJECTS OF EXPENDITURE	FY 2026 Actuals	FY 2027 Adjusted Budget Request	FY 2028 Adjusted Budget Request	null	null	null
	Salaries and Wages	22,064,934	24,522,183	25,456,593	0	0	0
519990	SHRINKAGE	0	(298,850)	(310,345)	0	0	0
	TOTAL Salaries and Wages	**22,064,934**	**24,223,333**	**25,146,248**	**0**	**0**	**0**
52000	Communication	238,133	239,750	239,750	0	0	0
52100	Freight and Express	8,389	33,000	33,000	0	0	0
52200	Printing and Advertising	992,477	1,040,831	1,040,831	0	0	0
52300	Rents	557,003	557,347	557,347	0	0	0
52400	Reparing and Servicing	225,816	154,074	154,074	0	0	0
52510	InState Travel and Subsistence	37,966	25,700	25,700	0	0	0
52520	Out of State Travel and Subsis	200,141	188,432	188,432	0	0	0
52530	International Travel and Subsi	62,633	77,700	77,700	0	0	0
52600	Fees-other Services	1,920,338	3,740,465	3,740,465	0	0	0
52700	Fee-Professional Services	3,336,745	2,841,456	2,841,456	0	0	0
52800	Utilities	3,160	3,000	3,000	0	0	0
52900	Other Contractual Services	1,583,331	1,703,048	1,703,048	0	0	0
	TOTAL Contractual Services	**9,166,132**	**10,604,803**	**10,604,803**	**0**	**0**	**0**
53000	Clothing	24,980	38,606	38,606	0	0	0
53100	Fee and Forage	38	0	0	0	0	0
53200	Food for Human Consumption	223,060	204,350	204,350	0	0	0
53300	Fuel (non-motor vehicle use)	3,586	575	575	0	0	0
53400	Maint Constr Material Supply	34,927	6,238	6,238	0	0	0
53500	Vehicle Part Supply Accessory	26,204	15,670	15,670	0	0	0
53600	Pro Science Supply Material	183,829	119,273	119,273	0	0	0
53700	Office and Data Supplies	124,517	121,385	121,385	0	0	0
53900	Other Supplies and Materials	423,442	199,541	199,541	0	0	0
	TOTAL Commodities	**1,044,583**	**705,638**	**705,638**	**0**	**0**	**0**
	TOTAL Capital Outlay	**323,955**	**184,094**	**184,094**	**0**	**0**	**0**
	SUBTOTAL State Operations	**32,599,604**	**35,717,868**	**36,640,783**	**0**	**0**	**0**
55500	State Special Grants	528,475	9,311,101	8,864,981	0	0	0
	TOTAL Other Assistance	**528,475**	**9,311,101**	**8,864,981**	**0**	**0**	**0**
	TOTAL Capital Improvements	**0**	**0**	**0**	**0**	**0**	**0**
	TOTAL REPORTABLE EXPENDITURES	**33,128,079**	**45,028,969**	**45,505,764**	**0**	**0**	**0**
57000	Other Non-expense	18,024,675	10,403,845	10,390,194	0	0	0
77300	Transfers	4,529,196	13,527,989	13,527,989	0	0	0
	TOTAL Non-Expense Items	**22,553,871**	**23,931,834**	**23,918,183**	**0**	**0**	**0**
	TOTAL EXPENDITURES	**55,681,950**	**68,960,803**	**69,423,947**	**0**	**0**	**0**

406/410 series report

Dept. Name: Wichita State University
Agency Name: Wichita State University
Agency Reporting Level: 715-00-44000-0000000-0000-000
Version: 2028-A-02-00715

151
Date: 09/15/2026
Time: 11:02:47

Division of the Budget
KANSAS

Series	Fund Code	FUND/ACCOUNT TITLE	FY 2026 Actuals	FY 2027 Adjusted Budget Request	FY 2028 Adjusted Budget Request	null	null	null
1	1000	0003 OPERATING EXP-INCLD OFF HOS	5,208,318	4,602,875	4,807,543	0	0	0
1	1000	0030 Business Partnership	0	3,000,000	3,001,272	0	0	0
1	**1000**	**1000 SUBTOTAL for 1000's**	**5,208,318**	**7,602,875**	**7,808,815**	**0**	**0**	**0**
1	2112	2000 GENERAL FF	7,807,378	8,561,165	8,928,758	0	0	0
1	**2112**	**2112 SUBTOTAL for 2112's**	**7,807,378**	**8,561,165**	**8,928,758**	**0**	**0**	**0**
1	2558	2030 RESTRICTED FF	7,903,594	8,103,513	8,453,424	0	0	0
1	**2558**	**2558 SUBTOTAL for 2558's**	**7,903,594**	**8,103,513**	**8,453,424**	**0**	**0**	**0**
1	2908	2080 SPONSORED RESEARCH OVERHEAD FD	186	0	0	0	0	0
1	**2908**	**2908 SUBTOTAL for 2908's**	**186**	**0**	**0**	**0**	**0**	**0**
1	3149	3140 UNIVERSITY FDF	1,031,178	254,630	265,596	0	0	0
1	**3149**	**3149 SUBTOTAL for 3149's**	**1,031,178**	**254,630**	**265,596**	**0**	**0**	**0**
1	3265	3100 ECONOMIC OPPORTUNITY ACT FDF	114,280	0	0	0	0	0
1	**3265**	**3265 SUBTOTAL for 3265's**	**114,280**	**0**	**0**	**0**	**0**	**0**
		1382 TOTAL Salaries and Wages	**22,064,934**	**24,522,183**	**25,456,593**	**0**	**0**	**0**
10	1000	0003 OPERATING EXP-INCLD OFF HOS	0	(103,992)	(107,992)	0	0	0
10	**1000**	**1000 SUBTOTAL for 1000's**	**0**	**(103,992)**	**(107,992)**	**0**	**0**	**0**
10	2112	2000 GENERAL FF	0	(194,858)	(202,353)	0	0	0
10	**2112**	**2112 SUBTOTAL for 2112's**	**0**	**(194,858)**	**(202,353)**	**0**	**0**	**0**
		1402 TOTAL Shrinkage	**0**	**(298,850)**	**(310,345)**	**0**	**0**	**0**
2	1000	0003 OPERATING EXP-INCLD OFF HOS	63,132	11,000	11,000	0	0	0
2	**1000**	**1000 SUBTOTAL for 1000's**	**63,132**	**11,000**	**11,000**	**0**	**0**	**0**
2	2112	2000 GENERAL FF	1,509,649	1,924,001	1,924,001	0	0	0
2	**2112**	**2112 SUBTOTAL for 2112's**	**1,509,649**	**1,924,001**	**1,924,001**	**0**	**0**	**0**
2	2558	2030 RESTRICTED FF	7,353,144	8,387,302	8,387,302	0	0	0
2	**2558**	**2558 SUBTOTAL for 2558's**	**7,353,144**	**8,387,302**	**8,387,302**	**0**	**0**	**0**
2	2908	2080 SPONSORED RESEARCH OVERHEAD FD	980	0	0	0	0	0
2	**2908**	**2908 SUBTOTAL for 2908's**	**980**	**0**	**0**	**0**	**0**	**0**
2	3149	3140 UNIVERSITY FDF	172,289	212,000	212,000	0	0	0
2	**3149**	**3149 SUBTOTAL for 3149's**	**172,289**	**212,000**	**212,000**	**0**	**0**	**0**
2	3265	3100 ECONOMIC OPPORTUNITY ACT FDF	66,938	70,500	70,500	0	0	0
2	**3265**	**3265 SUBTOTAL for 3265's**	**66,938**	**70,500**	**70,500**	**0**	**0**	**0**
		1462 TOTAL Contractual Services	**9,166,132**	**10,604,803**	**10,604,803**	**0**	**0**	**0**
3	1000	0003 OPERATING EXP-INCLD OFF HOS	10,262	0	0	0	0	0
3	**1000**	**1000 SUBTOTAL for 1000's**	**10,262**	**0**	**0**	**0**	**0**	**0**
3	2112	2000 GENERAL FF	213,925	95,016	95,016	0	0	0
3	**2112**	**2112 SUBTOTAL for 2112's**	**213,925**	**95,016**	**95,016**	**0**	**0**	**0**
3	2558	2030 RESTRICTED FF	761,944	493,622	493,622	0	0	0
3	**2558**	**2558 SUBTOTAL for 2558's**	**761,944**	**493,622**	**493,622**	**0**	**0**	**0**
3	2908	2080 SPONSORED RESEARCH OVERHEAD FD	1,403	0	0	0	0	0
3	**2908**	**2908 SUBTOTAL for 2908's**	**1,403**	**0**	**0**	**0**	**0**	**0**
3	3149	3140 UNIVERSITY FDF	57,049	117,000	117,000	0	0	0
3	**3149**	**3149 SUBTOTAL for 3149's**	**57,049**	**117,000**	**117,000**	**0**	**0**	**0**
		1512 TOTAL Commodities	**1,044,583**	**705,638**	**705,638**	**0**	**0**	**0**
4	2112	2000 GENERAL FF	22,543	6,300	6,300	0	0	0

406/410 series report

Dept. Name: Wichita State University
Agency Name: Wichita State University
Agency Reporting Level: 715-00-44000-0000000-0000-000
Version: 2028-A-02-00715

Date: 09/15/2026
Time: 11:02:47

Division of the Budget
KANSAS

Series	Fund Code	FUND/ACCOUNT TITLE	FY 2026 Actuals	FY 2027 Adjusted Budget Request	FY 2028 Adjusted Budget Request	null	null	null
4	**2112**	**2112 SUBTOTAL for 2112's**	**22,543**	**6,300**	**6,300**	**0**	**0**	**0**
4	2558	2030 RESTRICTED FF	283,537	177,794	177,794	0	0	0
4	**2558**	**2558 SUBTOTAL for 2558's**	**283,537**	**177,794**	**177,794**	**0**	**0**	**0**
4	3149	3140 UNIVERSITY FDF	17,875	0	0	0	0	0
4	**3149**	**3149 SUBTOTAL for 3149's**	**17,875**	**0**	**0**	**0**	**0**	**0**
		1542 TOTAL Capital Outlay	**323,955**	**184,094**	**184,094**	**0**	**0**	**0**
5	2112	2000 GENERAL FF	0	0	0	0	0	0
5	**2112**	**2112 SUBTOTAL for 2112's**	**0**	**0**	**0**	**0**	**0**	**0**
		1552 TOTAL Capital Improvements	**0**	**0**	**0**	**0**	**0**	**0**
9	1000	0003 OPERATING EXP-INCLD OFF HOS	23,700	0	0	0	0	0
9	1000	0030 Business Partnership	0	2,444,848	1,998,728	0	0	0
9	**1000**	**1000 SUBTOTAL for 1000's**	**23,700**	**2,444,848**	**1,998,728**	**0**	**0**	**0**
9	2112	2000 GENERAL FF	7,394	2,000,000	2,000,000	0	0	0
9	**2112**	**2112 SUBTOTAL for 2112's**	**7,394**	**2,000,000**	**2,000,000**	**0**	**0**	**0**
9	2558	2030 RESTRICTED FF	365,863	4,866,253	4,866,253	0	0	0
9	**2558**	**2558 SUBTOTAL for 2558's**	**365,863**	**4,866,253**	**4,866,253**	**0**	**0**	**0**
9	3149	3140 UNIVERSITY FDF	131,518	0	0	0	0	0
9	**3149**	**3149 SUBTOTAL for 3149's**	**131,518**	**0**	**0**	**0**	**0**	**0**
		1602 TOTAL Other Assistance	**528,475**	**9,311,101**	**8,864,981**	**0**	**0**	**0**
92	2112	2000 GENERAL FF	5,785,000	2,850,000	2,850,000	0	0	0
92	**2112**	**2112 SUBTOTAL for 2112's**	**5,785,000**	**2,850,000**	**2,850,000**	**0**	**0**	**0**
92	2536	2020 KS CAREER WORK STUDY PRG FD	0	113,651	100,000	0	0	0
92	**2536**	**2536 SUBTOTAL for 2536's**	**0**	**113,651**	**100,000**	**0**	**0**	**0**
92	2558	2030 RESTRICTED FF	16,672,154	20,968,183	20,968,183	0	0	0
92	**2558**	**2558 SUBTOTAL for 2558's**	**16,672,154**	**20,968,183**	**20,968,183**	**0**	**0**	**0**
92	3149	3140 UNIVERSITY FDF	96,717	0	0	0	0	0
92	**3149**	**3149 SUBTOTAL for 3149's**	**96,717**	**0**	**0**	**0**	**0**	**0**
		1642 TOTAL Non-Expense Items	**22,553,871**	**23,931,834**	**23,918,183**	**0**	**0**	**0**
		1642 TOTAL All Funds	**55,681,950**	**68,960,803**	**69,423,947**	**0**	**0**	**0**

406/410 series report

Dept. Name: Wichita State University
Agency Name: Wichita State University
Agency Reporting Level: 715-00-44000-0000000-0000-000
Version: 2028-A-02-00715

Date: 09/15/2026
Time: 11:02:47

Division of the Budget
KANSAS

Fund Code	FUND/ACCOUNT TITLE	FY 2026 Actuals	FY 2027 Adjusted Budget Request	FY 2028 Adjusted Budget Request	null	null	null
0003	OPERATING EXP-INCLD OFF HOS	5,305,412	4,509,883	4,710,551	0	0	0
0030	Business Partnership	0	5,444,848	5,000,000	0	0	0
1000	**SUBTOTAL STATE GENERAL FUND**	**5,305,412**	**9,954,731**	**9,710,551**	**0**	**0**	**0**
2000	GENERAL FF	15,345,889	15,241,624	15,601,722	0	0	0
2112	**SUBTOTAL GENERAL FF**	**15,345,889**	**15,241,624**	**15,601,722**	**0**	**0**	**0**
2020	KS CAREER WORK STUDY PRG FD	0	113,651	100,000	0	0	0
2536	**SUBTOTAL KS CAREER WORK STUDY PRG FD**	**0**	**113,651**	**100,000**	**0**	**0**	**0**
2030	RESTRICTED FF	33,340,236	42,996,667	43,346,578	0	0	0
2558	**SUBTOTAL RESTRICTED FF**	**33,340,236**	**42,996,667**	**43,346,578**	**0**	**0**	**0**
2080	SPONSORED RESEARCH OVERHEAD FD	2,569	0	0	0	0	0
2908	**SUBTOTAL SPONSORED RESEARCH OVERHEAD FD**	**2,569**	**0**	**0**	**0**	**0**	**0**
3140	UNIVERSITY FDF	1,506,626	583,630	594,596	0	0	0
3149	**SUBTOTAL UNIVERSITY FDF**	**1,506,626**	**583,630**	**594,596**	**0**	**0**	**0**
3100	ECONOMIC OPPORTUNITY ACT FDF	181,218	70,500	70,500	0	0	0
3265	**SUBTOTAL ECONOMIC OPPORTUNITY ACT FDF**	**181,218**	**70,500**	**70,500**	**0**	**0**	**0**
1802	**TOTAL MEANS OF FUNDING**	**55,681,950**	**68,960,803**	**69,423,947**	**0**	**0**	**0**

Research
45000

406/410 series report

Dept. Name: Wichita State University
Agency Name: Wichita State University
Agency Reporting Level: 715-00-45000-0000000-0000-000
Version: 2028-A-02-00715

Date: 09/15/2026
Time: 11:03:14

Division of the Budget
KANSAS

Obj. Code	OBJECTS OF EXPENDITURE	FY 2026 Actuals	FY 2027 Adjusted Budget Request	FY 2028 Adjusted Budget Request	null	null	null
	Salaries and Wages	136,756,645	156,318,050	162,696,277	0	0	0
519990	SHRINKAGE	0	(1,394)	(1,448)	0	0	0
	TOTAL Salaries and Wages	**136,756,645**	**156,316,656**	**162,694,829**	**0**	**0**	**0**
52000	Communication	206,999	232,155	232,155	0	0	0
52100	Freight and Express	839,846	1,165,100	1,165,100	0	0	0
52200	Printing and Advertising	609,697	797,150	797,150	0	0	0
52300	Rents	28,206,179	36,796,634	36,796,634	0	0	0
52400	Reparing and Servicing	4,679,056	4,493,367	4,493,367	0	0	0
52510	InState Travel and Subsistence	113,622	202,564	202,564	0	0	0
52520	Out of State Travel and Subsis	1,540,058	2,100,697	2,100,697	0	0	0
52530	International Travel and Subsi	314,371	119,300	119,300	0	0	0
52600	Fees-other Services	218,268,178	206,202,005	209,702,005	0	0	0
52700	Fee-Professional Services	62,951,298	58,867,229	58,867,229	0	0	0
52800	Utilities	2,108,576	2,807,100	2,807,100	0	0	0
52900	Other Contractual Services	2,093,997	16,050,636	11,048,500	0	0	0
	TOTAL Contractual Services	**321,931,877**	**329,833,937**	**328,331,801**	**0**	**0**	**0**
53000	Clothing	227,541	307,550	307,550	0	0	0
53200	Food for Human Consumption	438,362	571,857	571,857	0	0	0
53300	Fuel (non-motor vehicle use)	8,508	4,900	4,900	0	0	0
53400	Maint Constr Material Supply	317,925	290,650	290,650	0	0	0
53500	Vehicle Part Supply Accessory	82,631	66,120	66,120	0	0	0
53600	Pro Science Supply Material	12,260,996	14,485,135	14,485,135	0	0	0
53700	Office and Data Supplies	389,932	455,007	455,007	0	0	0
53800	Research Supplies and Matieria	393,625	361,500	361,500	0	0	0
53900	Other Supplies and Materials	833,952	2,040,983	2,040,983	0	0	0
	TOTAL Commodities	**14,953,472**	**18,583,702**	**18,583,702**	**0**	**0**	**0**
	TOTAL Capital Outlay	**29,406,779**	**28,456,800**	**28,456,800**	**0**	**0**	**0**
56100	Payments for Interest and Service	0	0	0	0	0	0
	SUBTOTAL State Operations	**503,048,773**	**533,191,095**	**538,067,132**	**0**	**0**	**0**
55200	Claims	54,369,146	61,424,500	61,424,500	0	0	0
55500	State Special Grants	2,948,686	2,534,100	2,534,100	0	0	0
	TOTAL Other Assistance	**57,317,832**	**63,958,600**	**63,958,600**	**0**	**0**	**0**
	TOTAL Capital Improvements	**0**	**0**	**0**	**0**	**0**	**0**
	TOTAL REPORTABLE EXPENDITURES	**560,366,605**	**597,149,695**	**602,025,732**	**0**	**0**	**0**
57000	Other Non-expense	3,357,814	1,979,000	1,978,999	0	0	0
77300	Transfers	152,242,905	174,407,831	174,407,832	0	0	0
	TOTAL Non-Expense Items	**155,600,719**	**176,386,831**	**176,386,831**	**0**	**0**	**0**
	TOTAL EXPENDITURES	**715,967,324**	**773,536,526**	**778,412,563**	**0**	**0**	**0**

406/410 series report

Dept. Name: Wichita State University
Agency Name: Wichita State University
Agency Reporting Level: 715-00-45000-0000000-0000-000
Version: 2028-A-02-00715

Date: 09/15/2026
Time: 11:03:14

Division of the Budget
KANSAS

Series	Fund Code	FUND/ACCOUNT TITLE	FY 2026 Actuals	FY 2027 Adjusted Budget Request	FY 2028 Adjusted Budget Request	null	null	null
1	1000	0003 OPERATING EXP-INCLD OFF HOS	251,392	0	0	0	0	0
1	1000	0015 SGF-AVIATION RESEARCH	134,829	51,647	53,783	0	0	0
1	1000	0030 Business Partnership	2,989,297	0	0	0	0	0
1	**1000**	**1000 SUBTOTAL for 1000's**	**3,375,518**	**51,647**	**53,783**	**0**	**0**	**0**
1	2112	2000 GENERAL FF	201,210	61,124	63,922	0	0	0
1	**2112**	**2112 SUBTOTAL for 2112's**	**201,210**	**61,124**	**63,922**	**0**	**0**	**0**
1	2558	2030 RESTRICTED FF	2,382,358	2,339,533	2,432,472	0	0	0
1	2558	3000 RESTRICTED FEES FUND-EXTERNAL	109,747,326	127,586,685	132,801,958	0	0	0
1	2558	4000 RESTRICTED FF-RESEARCH	728,577	1,220,720	1,268,138	0	0	0
1	**2558**	**2558 SUBTOTAL for 2558's**	**112,858,261**	**131,146,938**	**136,502,568**	**0**	**0**	**0**
1	2908	2080 SPONSORED RESEARCH OVERHEAD FD	11,332,583	14,582,196	15,178,128	0	0	0
1	**2908**	**2908 SUBTOTAL for 2908's**	**11,332,583**	**14,582,196**	**15,178,128**	**0**	**0**	**0**
1	3149	3140 UNIVERSITY FDF	8,974,355	10,476,145	10,897,876	0	0	0
1	**3149**	**3149 SUBTOTAL for 3149's**	**8,974,355**	**10,476,145**	**10,897,876**	**0**	**0**	**0**
1	3265	3100 ECONOMIC OPPORTUNITY ACT FDF	14,718	0	0	0	0	0
1	**3265**	**3265 SUBTOTAL for 3265's**	**14,718**	**0**	**0**	**0**	**0**	**0**
		1462 TOTAL Salaries and Wages	**136,756,645**	**156,318,050**	**162,696,277**	**0**	**0**	**0**
10	2112	2000 GENERAL FF	0	(1,394)	(1,448)	0	0	0
10	**2112**	**2112 SUBTOTAL for 2112's**	**0**	**(1,394)**	**(1,448)**	**0**	**0**	**0**
		1472 TOTAL Shrinkage	**0**	**(1,394)**	**(1,448)**	**0**	**0**	**0**
2	1000	0005 SGF-TECHNOLGY TRANSFER FACILTY	2,000,000	2,000,000	2,000,000	0	0	0
2	1000	0010 SGF-AVIATION INFRASTRUCTURE	26,000	0	0	0	0	0
2	1000	0015 SGF-AVIATION RESEARCH	12,328,004	14,948,353	9,946,217	0	0	0
2	1000	0020 Digital Transformation	7,000,000	6,000,000	0	0	0	0
2	1000	0030 Business Partnership	509,265	0	0	0	0	0
2	1000	New3 Military Sustainment Program	0	0	6,000,000	0	0	0
2	**1000**	**1000 SUBTOTAL for 1000's**	**21,863,269**	**22,948,353**	**17,946,217**	**0**	**0**	**0**
2	2112	2000 GENERAL FF	26,343	0	0	0	0	0
2	**2112**	**2112 SUBTOTAL for 2112's**	**26,343**	**0**	**0**	**0**	**0**	**0**
2	2558	2030 RESTRICTED FF	4,485,238	6,195,136	6,195,136	0	0	0
2	2558	3000 RESTRICTED FEES FUND-EXTERNAL	66,079,254	67,672,908	67,672,908	0	0	0
2	2558	4000 RESTRICTED FF-RESEARCH	7,289,809	7,625,420	11,125,420	0	0	0
2	**2558**	**2558 SUBTOTAL for 2558's**	**77,854,301**	**81,493,464**	**84,993,464**	**0**	**0**	**0**
2	2908	2080 SPONSORED RESEARCH OVERHEAD FD	9,468,570	9,209,120	9,209,120	0	0	0
2	**2908**	**2908 SUBTOTAL for 2908's**	**9,468,570**	**9,209,120**	**9,209,120**	**0**	**0**	**0**
2	3149	3140 UNIVERSITY FDF	212,719,394	216,183,000	216,183,000	0	0	0
2	**3149**	**3149 SUBTOTAL for 3149's**	**212,719,394**	**216,183,000**	**216,183,000**	**0**	**0**	**0**
		1592 TOTAL Contractual Services	**321,931,877**	**329,833,937**	**328,331,801**	**0**	**0**	**0**
3	1000	0015 SGF-AVIATION RESEARCH	98,045	0	0	0	0	0
3	**1000**	**1000 SUBTOTAL for 1000's**	**98,045**	**0**	**0**	**0**	**0**	**0**
3	2112	2000 GENERAL FF	2,452	0	0	0	0	0
3	**2112**	**2112 SUBTOTAL for 2112's**	**2,452**	**0**	**0**	**0**	**0**	**0**
3	2558	2030 RESTRICTED FF	98,301	136,632	136,632	0	0	0
3	2558	3000 RESTRICTED FEES FUND-EXTERNAL	10,636,271	12,607,907	12,607,907	0	0	0
3	2558	4000 RESTRICTED FF-RESEARCH	53,073	350,500	350,500	0	0	0

406/410 series report

Dept. Name: Wichita State University
Agency Name: Wichita State University
Agency Reporting Level: 715-00-45000-0000000-0000-000
Version: 2028-A-02-00715

Date: 09/15/2026
Time: 11:03:14

Division of the Budget
KANSAS

Series	Fund Code	FUND/ACCOUNT TITLE	FY 2026 Actuals	FY 2027 Adjusted Budget Request	FY 2028 Adjusted Budget Request	null	null	null
3	**2558**	**2558 SUBTOTAL for 2558's**	**10,787,645**	**13,095,039**	**13,095,039**	**0**	**0**	**0**
3	2908	2080 SPONSORED RESEARCH OVERHEAD FD	272,415	353,163	353,163	0	0	0
3	**2908**	**2908 SUBTOTAL for 2908's**	**272,415**	**353,163**	**353,163**	**0**	**0**	**0**
3	3149	3140 UNIVERSITY FDF	3,792,915	5,135,500	5,135,500	0	0	0
3	**3149**	**3149 SUBTOTAL for 3149's**	**3,792,915**	**5,135,500**	**5,135,500**	**0**	**0**	**0**
		1662 TOTAL Commodities	**14,953,472**	**18,583,702**	**18,583,702**	**0**	**0**	**0**
4	1000	0015 SGF-AVIATION RESEARCH	3,282,911	0	0	0	0	0
4	1000	0020 Digital Transformation	0	1,000,000	0	0	0	0
4	1000	New3 Military Sustainment Program	0	0	1,000,000	0	0	0
4	**1000**	**1000 SUBTOTAL for 1000's**	**3,282,911**	**1,000,000**	**1,000,000**	**0**	**0**	**0**
4	2112	2000 GENERAL FF	7,254	0	0	0	0	0
4	**2112**	**2112 SUBTOTAL for 2112's**	**7,254**	**0**	**0**	**0**	**0**	**0**
4	2558	2030 RESTRICTED FF	345,323	53,000	53,000	0	0	0
4	2558	3000 RESTRICTED FEES FUND-EXTERNAL	4,339,080	4,856,900	4,856,900	0	0	0
4	2558	4000 RESTRICTED FF-RESEARCH	1,656,242	1,759,000	1,759,000	0	0	0
4	**2558**	**2558 SUBTOTAL for 2558's**	**6,340,645**	**6,668,900**	**6,668,900**	**0**	**0**	**0**
4	2908	2080 SPONSORED RESEARCH OVERHEAD FD	8,029,594	9,381,400	9,381,400	0	0	0
4	**2908**	**2908 SUBTOTAL for 2908's**	**8,029,594**	**9,381,400**	**9,381,400**	**0**	**0**	**0**
4	3149	3140 UNIVERSITY FDF	11,746,375	11,406,500	11,406,500	0	0	0
4	**3149**	**3149 SUBTOTAL for 3149's**	**11,746,375**	**11,406,500**	**11,406,500**	**0**	**0**	**0**
		1752 TOTAL Capital Outlay	**29,406,779**	**28,456,800**	**28,456,800**	**0**	**0**	**0**
5	2908	2080 SPONSORED RESEARCH OVERHEAD FD	0	0	0	0	0	0
5	**2908**	**2908 SUBTOTAL for 2908's**	**0**	**0**	**0**	**0**	**0**	**0**
5	3149	3140 UNIVERSITY FDF	0	0	0	0	0	0
5	**3149**	**3149 SUBTOTAL for 3149's**	**0**	**0**	**0**	**0**	**0**	**0**
		1772 TOTAL Capital Improvements	**0**	**0**	**0**	**0**	**0**	**0**
6	1000	0015 SGF-AVIATION RESEARCH	0	0	0	0	0	0
6	**1000**	**1000 SUBTOTAL for 1000's**	**0**	**0**	**0**	**0**	**0**	**0**
		1782 TOTAL Debt Service - Interest	**0**	**0**	**0**	**0**	**0**	**0**
9	1000	0010 SGF-AVIATION INFRASTRUCTURE	5,174,000	5,200,000	5,200,000	0	0	0
9	1000	0030 Business Partnership	1,873,675	0	0	0	0	0
9	**1000**	**1000 SUBTOTAL for 1000's**	**7,047,675**	**5,200,000**	**5,200,000**	**0**	**0**	**0**
9	2558	2030 RESTRICTED FF	286,158	8,500	8,500	0	0	0
9	2558	3000 RESTRICTED FEES FUND-EXTERNAL	123,221	197,100	197,100	0	0	0
9	2558	4000 RESTRICTED FF-RESEARCH	106,238	165,000	165,000	0	0	0
9	**2558**	**2558 SUBTOTAL for 2558's**	**515,617**	**370,600**	**370,600**	**0**	**0**	**0**
9	2908	2080 SPONSORED RESEARCH OVERHEAD FD	154,959	386,000	386,000	0	0	0
9	**2908**	**2908 SUBTOTAL for 2908's**	**154,959**	**386,000**	**386,000**	**0**	**0**	**0**
9	3149	3140 UNIVERSITY FDF	49,599,581	58,002,000	58,002,000	0	0	0
9	**3149**	**3149 SUBTOTAL for 3149's**	**49,599,581**	**58,002,000**	**58,002,000**	**0**	**0**	**0**
		1852 TOTAL Other Assistance	**57,317,832**	**63,958,600**	**63,958,600**	**0**	**0**	**0**
92	2558	2030 RESTRICTED FF	2,401,570	2,321,500	2,321,500	0	0	0
92	2558	3000 RESTRICTED FEES FUND-EXTERNAL	48,431,961	53,365,336	53,365,336	0	0	0
92	2558	4000 RESTRICTED FF-RESEARCH	1,142,691	1,224,500	1,224,500	0	0	0
92	**2558**	**2558 SUBTOTAL for 2558's**	**51,976,222**	**56,911,336**	**56,911,336**	**0**	**0**	**0**

406/410 series report

Dept. Name: Wichita State University
Agency Name: Wichita State University
Agency Reporting Level: 715-00-45000-0000000-0000-000
Version: 2028-A-02-00715

Date: 09/15/2026
Time: 11:03:14

Division of the Budget
KANSAS

Series	Fund Code	FUND/ACCOUNT TITLE	FY 2026 Actuals	FY 2027 Adjusted Budget Request	FY 2028 Adjusted Budget Request	null	null	null
92	2908	2080 SPONSORED RESEARCH OVERHEAD FD	66,511,858	80,810,995	80,810,995	0	0	0
92	**2908**	**2908 SUBTOTAL for 2908's**	**66,511,858**	**80,810,995**	**80,810,995**	**0**	**0**	**0**
92	3149	3140 UNIVERSITY FDF	37,112,639	38,664,500	38,664,500	0	0	0
92	**3149**	**3149 SUBTOTAL for 3149's**	**37,112,639**	**38,664,500**	**38,664,500**	**0**	**0**	**0**
		1902 TOTAL Non-Expense Items	**155,600,719**	**176,386,831**	**176,386,831**	**0**	**0**	**0**
		1902 TOTAL All Funds	**715,967,324**	**773,536,526**	**778,412,563**	**0**	**0**	**0**

406/410 series report

Dept. Name: Wichita State University
Agency Name: Wichita State University
Agency Reporting Level: 715-00-45000-0000000-0000-000
Version: 2028-A-02-00715

Date: 09/15/2026
Time: 11:03:14

Division of the Budget
KANSAS

Fund Code	FUND/ACCOUNT TITLE	FY 2026 Actuals	FY 2027 Adjusted Budget Request	FY 2028 Adjusted Budget Request	null	null	null
0003	OPERATING EXP-INCLD OFF HOS	251,392	0	0	0	0	0
0005	SGF-TECHNOLGY TRANSFER FACILTY	2,000,000	2,000,000	2,000,000	0	0	0
0010	SGF-AVIATION INFRASTRUCTURE	5,200,000	5,200,000	5,200,000	0	0	0
0015	SGF-AVIATION RESEARCH	15,843,789	15,000,000	10,000,000	0	0	0
0020	Digital Transformation	7,000,000	7,000,000	0	0	0	0
0030	Business Partnership	5,372,237	0	0	0	0	0
New3	Military Sustainment Program	0	0	7,000,000	0	0	0
1000	**SUBTOTAL STATE GENERAL FUND**	**35,667,418**	**29,200,000**	**24,200,000**	**0**	**0**	**0**
2000	GENERAL FF	237,259	59,730	62,474	0	0	0
2112	**SUBTOTAL GENERAL FF**	**237,259**	**59,730**	**62,474**	**0**	**0**	**0**
2030	RESTRICTED FF	9,998,948	11,054,301	11,147,240	0	0	0
3000	RESTRICTED FEES FUND-EXTERNAL	239,357,113	266,286,836	271,502,109	0	0	0
4000	RESTRICTED FF-RESEARCH	10,976,630	12,345,140	15,892,558	0	0	0
2558	**SUBTOTAL RESTRICTED FF**	**260,332,691**	**289,686,277**	**298,541,907**	**0**	**0**	**0**
2080	SPONSORED RESEARCH OVERHEAD FD	95,769,979	114,722,874	115,318,806	0	0	0
2908	**SUBTOTAL SPONSORED RESEARCH OVERHEAD FD**	**95,769,979**	**114,722,874**	**115,318,806**	**0**	**0**	**0**
3140	UNIVERSITY FDF	323,945,259	339,867,645	340,289,376	0	0	0
3149	**SUBTOTAL UNIVERSITY FDF**	**323,945,259**	**339,867,645**	**340,289,376**	**0**	**0**	**0**
3100	ECONOMIC OPPORTUNITY ACT FDF	14,718	0	0	0	0	0
3265	**SUBTOTAL ECONOMIC OPPORTUNITY ACT FDF**	**14,718**	**0**	**0**	**0**	**0**	**0**
	2126 TOTAL MEANS OF FUNDING	**715,967,324**	**773,536,526**	**778,412,563**	**0**	**0**	**0**

Public Service
46000

406/410 series report

Dept. Name: Wichita State University
Agency Name: Wichita State University
Agency Reporting Level: 715-00-46000-0000000-0000-000
Version: 2028-A-02-00715

Date: 09/15/2026
Time: 11:03:40

Division of the Budget
KANSAS

Obj. Code	OBJECTS OF EXPENDITURE	FY 2026 Actuals	FY 2027 Adjusted Budget Request	FY 2028 Adjusted Budget Request	null	null	null
	Salaries and Wages	17,441,225	15,337,348	15,986,799	0	0	0
519990	SHRINKAGE	0	(27,576)	(28,636)	0	0	0
	TOTAL Salaries and Wages	**17,441,225**	**15,309,772**	**15,958,163**	**0**	**0**	**0**
52000	Communication	155,785	82,082	82,082	0	0	0
52100	Freight and Express	73,730	50	50	0	0	0
52200	Printing and Advertising	220,748	200,601	200,601	0	0	0
52300	Rents	1,137,872	651,729	651,729	0	0	0
52400	Reparing and Servicing	151,392	82,250	82,250	0	0	0
52510	InState Travel and Subsistence	144,077	70,775	70,775	0	0	0
52520	Out of State Travel and Subsis	244,504	42,800	42,800	0	0	0
52530	International Travel and Subsi	9,679	0	0	0	0	0
52600	Fees-other Services	5,604,476	501,929	501,929	0	0	0
52700	Fee-Professional Services	1,120,384	589,859	589,859	0	0	0
52800	Utilities	12,546	12,100	12,100	0	0	0
52900	Other Contractual Services	601,612	503,418	503,418	0	0	0
	TOTAL Contractual Services	**9,476,805**	**2,737,593**	**2,737,593**	**0**	**0**	**0**
53000	Clothing	663	200	200	0	0	0
53200	Food for Human Consumption	138,280	28,300	28,300	0	0	0
53300	Fuel (non-motor vehicle use)	2,563	2,900	2,900	0	0	0
53400	Maint Constr Material Supply	11,366	2,925	2,925	0	0	0
53500	Vehicle Part Supply Accessory	18,592	8,995	8,995	0	0	0
53600	Pro Science Supply Material	252,200	51,580	51,580	0	0	0
53700	Office and Data Supplies	101,132	29,749	29,749	0	0	0
53800	Research Supplies and Matieria	9,492	0	0	0	0	0
53900	Other Supplies and Materials	196,218	78,564	78,564	0	0	0
	TOTAL Commodities	**730,506**	**203,213**	**203,213**	**0**	**0**	**0**
	TOTAL Capital Outlay	**358,730**	**106,725**	**106,725**	**0**	**0**	**0**
	SUBTOTAL State Operations	**28,007,266**	**18,357,303**	**19,005,694**	**0**	**0**	**0**
55200	Claims	1,415,275	0	0	0	0	0
55500	State Special Grants	1,496,467	36,480	36,480	0	0	0
	TOTAL Other Assistance	**2,911,742**	**36,480**	**36,480**	**0**	**0**	**0**
	TOTAL REPORTABLE EXPENDITURES	**30,919,008**	**18,393,783**	**19,042,174**	**0**	**0**	**0**
57000	Other Non-expense	148,194	188,900	188,900	0	0	0
77300	Transfers	3,739,529	2,072,208	2,072,208	0	0	0
	TOTAL Non-Expense Items	**3,887,723**	**2,261,108**	**2,261,108**	**0**	**0**	**0**
	TOTAL EXPENDITURES	**34,806,731**	**20,654,891**	**21,303,282**	**0**	**0**	**0**

406/410 series report

Dept. Name: Wichita State University
Agency Name: Wichita State University
Agency Reporting Level: 715-00-46000-0000000-0000-000
Version: 2028-A-02-00715

160
Date: 09/15/2026
Time: 11:03:40

Division of the Budget
KANSAS

Series	Fund Code	FUND/ACCOUNT TITLE	FY 2026 Actuals	FY 2027 Adjusted Budget Request	FY 2028 Adjusted Budget Request	null	null	null
1	1000	0003 OPERATING EXP-INCLD OFF HOS	667,226	244,866	255,889	0	0	0
1	**1000**	**1000 SUBTOTAL for 1000's**	**667,226**	**244,866**	**255,889**	**0**	**0**	**0**
1	2112	2000 GENERAL FF	1,091,945	971,778	1,013,894	0	0	0
1	**2112**	**2112 SUBTOTAL for 2112's**	**1,091,945**	**971,778**	**1,013,894**	**0**	**0**	**0**
1	2558	2030 RESTRICTED FF	7,696,634	10,624,991	11,073,735	0	0	0
1	2558	3000 RESTRICTED FEES FUND-EXTERNAL	912,643	921,150	960,649	0	0	0
1	2558	4000 RESTRICTED FF-RESEARCH	970,801	90,676	94,191	0	0	0
1	**2558**	**2558 SUBTOTAL for 2558's**	**9,580,078**	**11,636,817**	**12,128,575**	**0**	**0**	**0**
1	2908	2080 SPONSORED RESEARCH OVERHEAD FD	203,914	148,152	154,385	0	0	0
1	**2908**	**2908 SUBTOTAL for 2908's**	**203,914**	**148,152**	**154,385**	**0**	**0**	**0**
1	3149	3140 UNIVERSITY FDF	5,865,300	2,304,735	2,401,864	0	0	0
1	**3149**	**3149 SUBTOTAL for 3149's**	**5,865,300**	**2,304,735**	**2,401,864**	**0**	**0**	**0**
1	3265	3100 ECONOMIC OPPORTUNITY ACT FDF	32,762	31,000	32,192	0	0	0
1	**3265**	**3265 SUBTOTAL for 3265's**	**32,762**	**31,000**	**32,192**	**0**	**0**	**0**
		1392 TOTAL Salaries and Wages	**17,441,225**	**15,337,348**	**15,986,799**	**0**	**0**	**0**
10	1000	0003 OPERATING EXP-INCLD OFF HOS	0	(5,414)	(5,622)	0	0	0
10	**1000**	**1000 SUBTOTAL for 1000's**	**0**	**(5,414)**	**(5,622)**	**0**	**0**	**0**
10	2112	2000 GENERAL FF	0	(22,162)	(23,014)	0	0	0
10	**2112**	**2112 SUBTOTAL for 2112's**	**0**	**(22,162)**	**(23,014)**	**0**	**0**	**0**
		1412 TOTAL Shrinkage	**0**	**(27,576)**	**(28,636)**	**0**	**0**	**0**
2	2112	2000 GENERAL FF	7,271	7,492	7,492	0	0	0
2	**2112**	**2112 SUBTOTAL for 2112's**	**7,271**	**7,492**	**7,492**	**0**	**0**	**0**
2	2558	2030 RESTRICTED FF	3,384,109	2,419,371	2,419,371	0	0	0
2	2558	3000 RESTRICTED FEES FUND-EXTERNAL	31,788	60,600	60,600	0	0	0
2	2558	4000 RESTRICTED FF-RESEARCH	1,398,517	214,630	214,630	0	0	0
2	**2558**	**2558 SUBTOTAL for 2558's**	**4,814,414**	**2,694,601**	**2,694,601**	**0**	**0**	**0**
2	2908	2080 SPONSORED RESEARCH OVERHEAD FD	216,700	35,500	35,500	0	0	0
2	**2908**	**2908 SUBTOTAL for 2908's**	**216,700**	**35,500**	**35,500**	**0**	**0**	**0**
2	3149	3140 UNIVERSITY FDF	4,438,322	0	0	0	0	0
2	**3149**	**3149 SUBTOTAL for 3149's**	**4,438,322**	**0**	**0**	**0**	**0**	**0**
2	3265	3100 ECONOMIC OPPORTUNITY ACT FDF	98	0	0	0	0	0
2	**3265**	**3265 SUBTOTAL for 3265's**	**98**	**0**	**0**	**0**	**0**	**0**
		1482 TOTAL Contractual Services	**9,476,805**	**2,737,593**	**2,737,593**	**0**	**0**	**0**
3	2112	2000 GENERAL FF	2,882	3,984	3,984	0	0	0
3	**2112**	**2112 SUBTOTAL for 2112's**	**2,882**	**3,984**	**3,984**	**0**	**0**	**0**
3	2558	2030 RESTRICTED FF	164,759	138,829	138,829	0	0	0
3	2558	3000 RESTRICTED FEES FUND-EXTERNAL	361	400	400	0	0	0
3	2558	4000 RESTRICTED FF-RESEARCH	244,508	60,000	60,000	0	0	0
3	**2558**	**2558 SUBTOTAL for 2558's**	**409,628**	**199,229**	**199,229**	**0**	**0**	**0**
3	2908	2080 SPONSORED RESEARCH OVERHEAD FD	12,973	0	0	0	0	0
3	**2908**	**2908 SUBTOTAL for 2908's**	**12,973**	**0**	**0**	**0**	**0**	**0**
3	3149	3140 UNIVERSITY FDF	305,023	0	0	0	0	0
3	**3149**	**3149 SUBTOTAL for 3149's**	**305,023**	**0**	**0**	**0**	**0**	**0**
		1542 TOTAL Commodities	**730,506**	**203,213**	**203,213**	**0**	**0**	**0**
4	2112	2000 GENERAL FF	14,957	0	0	0	0	0

406/410 series report

Dept. Name: Wichita State University
Agency Name: Wichita State University
Agency Reporting Level: 715-00-46000-0000000-0000-000
Version: 2028-A-02-00715

Date: 09/15/2026
Time: 11:03:40

Division of the Budget
KANSAS

Series	Fund Code	FUND/ACCOUNT TITLE	FY 2026 Actuals	FY 2027 Adjusted Budget Request	FY 2028 Adjusted Budget Request	null	null	null
4	**2112**	**2112 SUBTOTAL for 2112's**	**14,957**	**0**	**0**	**0**	**0**	**0**
4	2558	2030 RESTRICTED FF	91,912	49,625	49,625	0	0	0
4	2558	3000 RESTRICTED FEES FUND-EXTERNAL	28,176	30,100	30,100	0	0	0
4	2558	4000 RESTRICTED FF-RESEARCH	86,183	25,000	25,000	0	0	0
4	**2558**	**2558 SUBTOTAL for 2558's**	**206,271**	**104,725**	**104,725**	**0**	**0**	**0**
4	2908	2080 SPONSORED RESEARCH OVERHEAD FD	19,779	2,000	2,000	0	0	0
4	**2908**	**2908 SUBTOTAL for 2908's**	**19,779**	**2,000**	**2,000**	**0**	**0**	**0**
4	3149	3140 UNIVERSITY FDF	117,723	0	0	0	0	0
4	**3149**	**3149 SUBTOTAL for 3149's**	**117,723**	**0**	**0**	**0**	**0**	**0**
		1602 TOTAL Capital Outlay	**358,730**	**106,725**	**106,725**	**0**	**0**	**0**
9	2558	2030 RESTRICTED FF	7,973	36,480	36,480	0	0	0
9	2558	4000 RESTRICTED FF-RESEARCH	41,349	0	0	0	0	0
9	**2558**	**2558 SUBTOTAL for 2558's**	**49,322**	**36,480**	**36,480**	**0**	**0**	**0**
9	2908	2080 SPONSORED RESEARCH OVERHEAD FD	2,132	0	0	0	0	0
9	**2908**	**2908 SUBTOTAL for 2908's**	**2,132**	**0**	**0**	**0**	**0**	**0**
9	3149	3140 UNIVERSITY FDF	2,860,288	0	0	0	0	0
9	**3149**	**3149 SUBTOTAL for 3149's**	**2,860,288**	**0**	**0**	**0**	**0**	**0**
		1642 TOTAL Other Assistance	**2,911,742**	**36,480**	**36,480**	**0**	**0**	**0**
92	2112	2000 GENERAL FF	18,627	0	0	0	0	0
92	**2112**	**2112 SUBTOTAL for 2112's**	**18,627**	**0**	**0**	**0**	**0**	**0**
92	2558	2030 RESTRICTED FF	1,978,314	1,981,108	1,981,108	0	0	0
92	2558	3000 RESTRICTED FEES FUND-EXTERNAL	227,409	0	0	0	0	0
92	2558	4000 RESTRICTED FF-RESEARCH	160,003	80,000	80,000	0	0	0
92	**2558**	**2558 SUBTOTAL for 2558's**	**2,365,726**	**2,061,108**	**2,061,108**	**0**	**0**	**0**
92	2908	2080 SPONSORED RESEARCH OVERHEAD FD	170,826	200,000	200,000	0	0	0
92	**2908**	**2908 SUBTOTAL for 2908's**	**170,826**	**200,000**	**200,000**	**0**	**0**	**0**
92	3149	3140 UNIVERSITY FDF	1,332,544	0	0	0	0	0
92	**3149**	**3149 SUBTOTAL for 3149's**	**1,332,544**	**0**	**0**	**0**	**0**	**0**
		1702 TOTAL Non-Expense Items	**3,887,723**	**2,261,108**	**2,261,108**	**0**	**0**	**0**
		1702 TOTAL All Funds	**34,806,731**	**20,654,891**	**21,303,282**	**0**	**0**	**0**

406/410 series report

Dept. Name: Wichita State University
Agency Name: Wichita State University
Agency Reporting Level: 715-00-46000-0000000-0000-000
Version: 2028-A-02-00715

Date: 09/15/2026
Time: 11:03:40

Division of the Budget
KANSAS

Fund Code	FUND/ACCOUNT TITLE	FY 2026 Actuals	FY 2027 Adjusted Budget Request	FY 2028 Adjusted Budget Request	null	null	null
0003	OPERATING EXP-INCLD OFF HOS	667,226	239,452	250,267	0	0	0
1000	**SUBTOTAL STATE GENERAL FUND**	**667,226**	**239,452**	**250,267**	**0**	**0**	**0**
2000	GENERAL FF	1,135,682	961,092	1,002,356	0	0	0
2112	**SUBTOTAL GENERAL FF**	**1,135,682**	**961,092**	**1,002,356**	**0**	**0**	**0**
2030	RESTRICTED FF	13,323,701	15,250,404	15,699,148	0	0	0
3000	RESTRICTED FEES FUND-EXTERNAL	1,200,377	1,012,250	1,051,749	0	0	0
4000	RESTRICTED FF-RESEARCH	2,901,361	470,306	473,821	0	0	0
2558	**SUBTOTAL RESTRICTED FF**	**17,425,439**	**16,732,960**	**17,224,718**	**0**	**0**	**0**
2080	SPONSORED RESEARCH OVERHEAD FD	626,324	385,652	391,885	0	0	0
2908	**SUBTOTAL SPONSORED RESEARCH OVERHEAD FD**	**626,324**	**385,652**	**391,885**	**0**	**0**	**0**
3140	UNIVERSITY FDF	14,919,200	2,304,735	2,401,864	0	0	0
3149	**SUBTOTAL UNIVERSITY FDF**	**14,919,200**	**2,304,735**	**2,401,864**	**0**	**0**	**0**
3100	ECONOMIC OPPORTUNITY ACT FDF	32,860	31,000	32,192	0	0	0
3265	**SUBTOTAL ECONOMIC OPPORTUNITY ACT FDF**	**32,860**	**31,000**	**32,192**	**0**	**0**	**0**
1854	**TOTAL MEANS OF FUNDING**	**34,806,731**	**20,654,891**	**21,303,282**	**0**	**0**	**0**

Student Aid
47000

406/410 series report

Dept. Name: Wichita State University
Agency Name: Wichita State University
Agency Reporting Level: 715-00-47000-0000000-0000-000
Version: 2028-A-02-00715

Date: 09/15/2026
Time: 11:03:58

Division of the Budget
KANSAS

Obj. Code	OBJECTS OF EXPENDITURE	FY 2026 Actuals	FY 2027 Adjusted Budget Request	FY 2028 Adjusted Budget Request	null	null	null
52700	Fee-Professional Services	0	701	0	0	0	0
	TOTAL Contractual Services	**0**	**701**	**0**	**0**	**0**	**0**
	SUBTOTAL State Operations	**0**	**701**	**0**	**0**	**0**	**0**
55500	State Special Grants	65,315,813	58,137,429	58,748,684	0	0	0
	TOTAL Other Assistance	**65,315,813**	**58,137,429**	**58,748,684**	**0**	**0**	**0**
	TOTAL REPORTABLE EXPENDITURES	**65,315,813**	**58,138,130**	**58,748,684**	**0**	**0**	**0**
57000	Other Non-expense	2,784	0	0	0	0	0
77300	Transfers	750	0	0	0	0	0
	TOTAL Non-Expense Items	**3,534**	**0**	**0**	**0**	**0**	**0**
	TOTAL EXPENDITURES	**65,319,347**	**58,138,130**	**58,748,684**	**0**	**0**	**0**

406/410 series report

Dept. Name: Wichita State University
Agency Name: Wichita State University
Agency Reporting Level: 715-00-47000-0000000-0000-000
Version: 2028-A-02-00715

Date: 09/15/2026
Time: 11:03:58

Division of the Budget
KANSAS

Series	Fund Code	FUND/ACCOUNT TITLE	FY 2026 Actuals	FY 2027 Adjusted Budget Request	FY 2028 Adjusted Budget Request	null	null	null
2	7519	7010 NAT'L DIRECT STUDENT LOAN FD	0	701	0	0	0	0
2	**7519**	**7519 SUBTOTAL for 7519's**	**0**	**701**	**0**	**0**	**0**	**0**
		1052 TOTAL Contractual Services	**0**	**701**	**0**	**0**	**0**	**0**
9	1000	0350 Student Financial Aid	4,733,657	4,246,340	4,733,657	0	0	0
9	**1000**	**1000 SUBTOTAL for 1000's**	**4,733,657**	**4,246,340**	**4,733,657**	**0**	**0**	**0**
9	2112	2000 GENERAL FF	10,751,000	12,112,775	12,112,775	0	0	0
9	2112	2100 GFF-FED GRANTS STATE MATCH	217,114	210,001	210,000	0	0	0
9	**2112**	**2112 SUBTOTAL for 2112's**	**10,968,114**	**12,322,776**	**12,322,775**	**0**	**0**	**0**
9	2558	2030 RESTRICTED FF	63,520	110,954	110,954	0	0	0
9	**2558**	**2558 SUBTOTAL for 2558's**	**63,520**	**110,954**	**110,954**	**0**	**0**	**0**
9	3266	3110 MATCHING EDU OPRTNTY GRNT FDF	651,342	652,092	652,092	0	0	0
9	**3266**	**3266 SUBTOTAL for 3266's**	**651,342**	**652,092**	**652,092**	**0**	**0**	**0**
9	3366	3120 PELL GRANTS FDF	28,680,240	21,966,061	22,090,000	0	0	0
9	**3366**	**3366 SUBTOTAL for 3366's**	**28,680,240**	**21,966,061**	**22,090,000**	**0**	**0**	**0**
9	7211	7000 SCHOLARSHIP FUNDS FD	20,218,940	18,839,206	18,839,206	0	0	0
9	**7211**	**7211 SUBTOTAL for 7211's**	**20,218,940**	**18,839,206**	**18,839,206**	**0**	**0**	**0**
		1122 TOTAL Other Assistance	**65,315,813**	**58,137,429**	**58,748,684**	**0**	**0**	**0**
92	3266	3110 MATCHING EDU OPRTNTY GRNT FDF	750	0	0	0	0	0
92	**3266**	**3266 SUBTOTAL for 3266's**	**750**	**0**	**0**	**0**	**0**	**0**
92	7519	7010 NAT'L DIRECT STUDENT LOAN FD	2,784	0	0	0	0	0
92	**7519**	**7519 SUBTOTAL for 7519's**	**2,784**	**0**	**0**	**0**	**0**	**0**
		1142 TOTAL Non-Expense Items	**3,534**	**0**	**0**	**0**	**0**	**0**
		1142 TOTAL All Funds	**65,319,347**	**58,138,130**	**58,748,684**	**0**	**0**	**0**

406/410 series report

Dept. Name: Wichita State University
Agency Name: Wichita State University
Agency Reporting Level: 715-00-47000-0000000-0000-000
Version: 2028-A-02-00715

Date: 09/15/2026
Time: 11:03:58

Division of the Budget
KANSAS

Fund Code	FUND/ACCOUNT TITLE	FY 2026 Actuals	FY 2027 Adjusted Budget Request	FY 2028 Adjusted Budget Request	null	null	null
0350	Student Financial Aid	4,733,657	4,246,340	4,733,657	0	0	0
1000	**SUBTOTAL STATE GENERAL FUND**	**4,733,657**	**4,246,340**	**4,733,657**	**0**	**0**	**0**
2000	GENERAL FF	10,751,000	12,112,775	12,112,775	0	0	0
2100	GFF-FED GRANTS STATE MATCH	217,114	210,001	210,000	0	0	0
2112	**SUBTOTAL GENERAL FF**	**10,968,114**	**12,322,776**	**12,322,775**	**0**	**0**	**0**
2030	RESTRICTED FF	63,520	110,954	110,954	0	0	0
2558	**SUBTOTAL RESTRICTED FF**	**63,520**	**110,954**	**110,954**	**0**	**0**	**0**
3110	MATCHING EDU OPRTNTY GRNT FDF	652,092	652,092	652,092	0	0	0
3266	**SUBTOTAL MATCHING EDU OPRTNTY GRNT FDF**	**652,092**	**652,092**	**652,092**	**0**	**0**	**0**
3120	PELL GRANTS FDF	28,680,240	21,966,061	22,090,000	0	0	0
3366	**SUBTOTAL PELL GRANTS FDF**	**28,680,240**	**21,966,061**	**22,090,000**	**0**	**0**	**0**
7000	SCHOLARSHIP FUNDS FD	20,218,940	18,839,206	18,839,206	0	0	0
7211	**SUBTOTAL SCHOLARSHIP FDS FD**	**20,218,940**	**18,839,206**	**18,839,206**	**0**	**0**	**0**
7010	NAT'L DIRECT STUDENT LOAN FD	2,784	701	0	0	0	0
7519	**SUBTOTAL NAT'L DIRECT STUDENT LOAN FD**	**2,784**	**701**	**0**	**0**	**0**	**0**
1248	**TOTAL MEANS OF FUNDING**	**65,319,347**	**58,138,130**	**58,748,684**	**0**	**0**	**0**

Auxiliary Enterprises
48000

406/410 series report

Dept. Name: Wichita State University
Agency Name: Wichita State University
Agency Reporting Level: 715-00-48000-0000000-0000-000
Version: 2028-A-02-00715

Date: 09/15/2026
Time: 11:04:18

Division of the Budget
KANSAS

Obj. Code	OBJECTS OF EXPENDITURE	FY 2026 Actuals	FY 2027 Adjusted Budget Request	FY 2028 Adjusted Budget Request	null	null	null
	Salaries and Wages	4,034,764	4,384,824	4,568,967	0	0	0
519990	SHRINKAGE	0	(1,152)	(1,196)	0	0	0
	TOTAL Salaries and Wages	**4,034,764**	**4,383,672**	**4,567,771**	**0**	**0**	**0**
52000	Communication	30,021	25,400	25,400	0	0	0
52100	Freight and Express	63	100	100	0	0	0
52200	Printing and Advertising	68,158	31,200	31,200	0	0	0
52300	Rents	164,818	171,100	171,100	0	0	0
52400	Reparing and Servicing	741,284	641,895	641,895	0	0	0
52510	InState Travel and Subsistence	818	4,650	4,650	0	0	0
52520	Out of State Travel and Subsis	39,028	48,500	48,500	0	0	0
52600	Fees-other Services	435,632	399,000	399,000	0	0	0
52700	Fee-Professional Services	19,571	17,500	17,500	0	0	0
52800	Utilities	968,026	990,000	990,000	0	0	0
52900	Other Contractual Services	169,357	166,700	166,700	0	0	0
	TOTAL Contractual Services	**2,636,776**	**2,496,045**	**2,496,045**	**0**	**0**	**0**
53000	Clothing	2,789	5,100	5,100	0	0	0
53200	Food for Human Consumption	4,548,975	4,825,000	4,825,000	0	0	0
53400	Maint Constr Material Supply	126,145	125,200	125,200	0	0	0
53500	Vehicle Part Supply Accessory	26,361	25,550	25,550	0	0	0
53600	Pro Science Supply Material	13,862	25,051	25,051	0	0	0
53700	Office and Data Supplies	16,536	21,000	21,000	0	0	0
53900	Other Supplies and Materials	155,872	94,000	69,635	0	0	0
	TOTAL Commodities	**4,890,540**	**5,120,901**	**5,096,536**	**0**	**0**	**0**
	TOTAL Capital Outlay	**548,724**	**195,355**	**195,355**	**0**	**0**	**0**
56100	Payments for Interest and Service	0	0	0	0	0	0
	SUBTOTAL State Operations	**12,110,804**	**12,195,973**	**12,355,707**	**0**	**0**	**0**
55500	State Special Grants	24,223	30,000	30,000	0	0	0
	TOTAL Other Assistance	**24,223**	**30,000**	**30,000**	**0**	**0**	**0**
	TOTAL Capital Improvements	**0**	**0**	**0**	**0**	**0**	**0**
	TOTAL REPORTABLE EXPENDITURES	**12,135,027**	**12,225,973**	**12,385,707**	**0**	**0**	**0**
57000	Other Non-expense	755	1,000	1,000	0	0	0
77300	Transfers	186,074	1,184,733	1,184,733	0	0	0
	TOTAL Non-Expense Items	**186,829**	**1,185,733**	**1,185,733**	**0**	**0**	**0**
	TOTAL EXPENDITURES	**12,321,856**	**13,411,706**	**13,571,440**	**0**	**0**	**0**

406/410 series report

Dept. Name: Wichita State University
Agency Name: Wichita State University
Agency Reporting Level: 715-00-48000-0000000-0000-000
Version: 2028-A-02-00715

Date: 09/15/2026
Time: 11:04:18

Division of the Budget
KANSAS

Series	Fund Code	FUND/ACCOUNT TITLE	FY 2026 Actuals	FY 2027 Adjusted Budget Request	FY 2028 Adjusted Budget Request	null	null	null
1	1000	0003 OPERATING EXP-INCLD OFF HOS	98,212	50,486	52,761	0	0	0
1	**1000**	**1000 SUBTOTAL for 1000's**	**98,212**	**50,486**	**52,761**	**0**	**0**	**0**
1	2558	2030 RESTRICTED FF	78,376	72,213	75,639	0	0	0
1	**2558**	**2558 SUBTOTAL for 2558's**	**78,376**	**72,213**	**75,639**	**0**	**0**	**0**
1	3265	3100 ECONOMIC OPPORTUNITY ACT FDF	1,945	0	0	0	0	0
1	**3265**	**3265 SUBTOTAL for 3265's**	**1,945**	**0**	**0**	**0**	**0**	**0**
1	5100	5250 WSU HOUSING SYSTEM REV FD	3,172,483	3,326,189	3,463,602	0	0	0
1	**5100**	**5100 SUBTOTAL for 5100's**	**3,172,483**	**3,326,189**	**3,463,602**	**0**	**0**	**0**
1	5148	5000 PRKNG SYS PRJ KDFA BND REV FD	590,118	762,460	795,438	0	0	0
1	**5148**	**5148 SUBTOTAL for 5148's**	**590,118**	**762,460**	**795,438**	**0**	**0**	**0**
1	5159	5040 PRKNG SYS PRJ MNT KDFA REV BND	93,630	173,476	181,527	0	0	0
1	**5159**	**5159 SUBTOTAL for 5159's**	**93,630**	**173,476**	**181,527**	**0**	**0**	**0**
		1352 TOTAL Salaries and Wages	**4,034,764**	**4,384,824**	**4,568,967**	**0**	**0**	**0**
10	1000	0003 OPERATING EXP-INCLD OFF HOS	0	(1,152)	(1,196)	0	0	0
10	**1000**	**1000 SUBTOTAL for 1000's**	**0**	**(1,152)**	**(1,196)**	**0**	**0**	**0**
		1362 TOTAL Shrinkage	**0**	**(1,152)**	**(1,196)**	**0**	**0**	**0**
2	1000	0003 OPERATING EXP-INCLD OFF HOS	11,485	0	0	0	0	0
2	**1000**	**1000 SUBTOTAL for 1000's**	**11,485**	**0**	**0**	**0**	**0**	**0**
2	2112	2000 GENERAL FF	22,341	0	0	0	0	0
2	**2112**	**2112 SUBTOTAL for 2112's**	**22,341**	**0**	**0**	**0**	**0**	**0**
2	2558	2030 RESTRICTED FF	4,484	0	0	0	0	0
2	**2558**	**2558 SUBTOTAL for 2558's**	**4,484**	**0**	**0**	**0**	**0**	**0**
2	5100	5250 WSU HOUSING SYSTEM REV FD	1,986,596	2,210,497	2,210,497	0	0	0
2	**5100**	**5100 SUBTOTAL for 5100's**	**1,986,596**	**2,210,497**	**2,210,497**	**0**	**0**	**0**
2	5148	5000 PRKNG SYS PRJ KDFA BND REV FD	401,635	285,548	285,548	0	0	0
2	**5148**	**5148 SUBTOTAL for 5148's**	**401,635**	**285,548**	**285,548**	**0**	**0**	**0**
2	5159	5040 PRKNG SYS PRJ MNT KDFA REV BND	210,235	0	0	0	0	0
2	**5159**	**5159 SUBTOTAL for 5159's**	**210,235**	**0**	**0**	**0**	**0**	**0**
		1422 TOTAL Contractual Services	**2,636,776**	**2,496,045**	**2,496,045**	**0**	**0**	**0**
3	1000	0003 OPERATING EXP-INCLD OFF HOS	797	0	0	0	0	0
3	**1000**	**1000 SUBTOTAL for 1000's**	**797**	**0**	**0**	**0**	**0**	**0**
3	2112	2000 GENERAL FF	2,822	0	0	0	0	0
3	**2112**	**2112 SUBTOTAL for 2112's**	**2,822**	**0**	**0**	**0**	**0**	**0**
3	2558	2030 RESTRICTED FF	1,509	0	0	0	0	0
3	**2558**	**2558 SUBTOTAL for 2558's**	**1,509**	**0**	**0**	**0**	**0**	**0**
3	5100	5250 WSU HOUSING SYSTEM REV FD	4,824,496	5,068,901	5,044,536	0	0	0
3	**5100**	**5100 SUBTOTAL for 5100's**	**4,824,496**	**5,068,901**	**5,044,536**	**0**	**0**	**0**
3	5148	5000 PRKNG SYS PRJ KDFA BND REV FD	60,383	52,000	52,000	0	0	0
3	**5148**	**5148 SUBTOTAL for 5148's**	**60,383**	**52,000**	**52,000**	**0**	**0**	**0**
3	5159	5040 PRKNG SYS PRJ MNT KDFA REV BND	533	0	0	0	0	0
3	**5159**	**5159 SUBTOTAL for 5159's**	**533**	**0**	**0**	**0**	**0**	**0**
		1482 TOTAL Commodities	**4,890,540**	**5,120,901**	**5,096,536**	**0**	**0**	**0**
4	2112	2000 GENERAL FF	372	0	0	0	0	0
4	**2112**	**2112 SUBTOTAL for 2112's**	**372**	**0**	**0**	**0**	**0**	**0**

406/410 series report

Dept. Name: Wichita State University
Agency Name: Wichita State University
Agency Reporting Level: 715-00-48000-0000000-0000-000
Version: 2028-A-02-00715

Date: 09/15/2026
Time: 11:04:18

Division of the Budget
KANSAS

Series	Fund Code	FUND/ACCOUNT TITLE	FY 2026 Actuals	FY 2027 Adjusted Budget Request	FY 2028 Adjusted Budget Request	null	null	null
4	2558	2030 RESTRICTED FF	26,879	0	0	0	0	0
4	**2558**	**2558 SUBTOTAL for 2558's**	**26,879**	**0**	**0**	**0**	**0**	**0**
4	5100	5250 WSU HOUSING SYSTEM REV FD	130,571	135,200	135,200	0	0	0
4	**5100**	**5100 SUBTOTAL for 5100's**	**130,571**	**135,200**	**135,200**	**0**	**0**	**0**
4	5148	5000 PRKNG SYS PRJ KDFA BND REV FD	163,594	54,192	54,192	0	0	0
4	**5148**	**5148 SUBTOTAL for 5148's**	**163,594**	**54,192**	**54,192**	**0**	**0**	**0**
4	5159	5040 PRKNG SYS PRJ MNT KDFA REV BND	227,308	5,963	5,963	0	0	0
4	**5159**	**5159 SUBTOTAL for 5159's**	**227,308**	**5,963**	**5,963**	**0**	**0**	**0**
		1532 TOTAL Capital Outlay	**548,724**	**195,355**	**195,355**	**0**	**0**	**0**
5	5100	5250 WSU HOUSING SYSTEM REV FD	0	0	0	0	0	0
5	**5100**	**5100 SUBTOTAL for 5100's**	**0**	**0**	**0**	**0**	**0**	**0**
5	5159	5040 PRKNG SYS PRJ MNT KDFA REV BND	0	0	0	0	0	0
5	**5159**	**5159 SUBTOTAL for 5159's**	**0**	**0**	**0**	**0**	**0**	**0**
		1552 TOTAL Capital Improvements	**0**	**0**	**0**	**0**	**0**	**0**
6	5100	5250 WSU HOUSING SYSTEM REV FD	0	0	0	0	0	0
6	**5100**	**5100 SUBTOTAL for 5100's**	**0**	**0**	**0**	**0**	**0**	**0**
		1562 TOTAL Debt Service - Interest	**0**	**0**	**0**	**0**	**0**	**0**
9	5100	5250 WSU HOUSING SYSTEM REV FD	24,223	30,000	30,000	0	0	0
9	**5100**	**5100 SUBTOTAL for 5100's**	**24,223**	**30,000**	**30,000**	**0**	**0**	**0**
		1572 TOTAL Other Assistance	**24,223**	**30,000**	**30,000**	**0**	**0**	**0**
92	5100	5250 WSU HOUSING SYSTEM REV FD	186,829	1,185,733	1,185,733	0	0	0
92	**5100**	**5100 SUBTOTAL for 5100's**	**186,829**	**1,185,733**	**1,185,733**	**0**	**0**	**0**
		1582 TOTAL Non-Expense Items	**186,829**	**1,185,733**	**1,185,733**	**0**	**0**	**0**
		1582 TOTAL All Funds	**12,321,856**	**13,411,706**	**13,571,440**	**0**	**0**	**0**

406/410 series report

Dept. Name: Wichita State University
Agency Name: Wichita State University
Agency Reporting Level: 715-00-48000-0000000-0000-000
Version: 2028-A-02-00715

Date: 09/15/2026
Time: 11:04:18

Division of the Budget
KANSAS

Fund Code	FUND/ACCOUNT TITLE	FY 2026 Actuals	FY 2027 Adjusted Budget Request	FY 2028 Adjusted Budget Request	null	null	null
0003	OPERATING EXP-INCLD OFF HOS	110,494	49,334	51,565	0	0	0
1000	**SUBTOTAL STATE GENERAL FUND**	**110,494**	**49,334**	**51,565**	**0**	**0**	**0**
2000	GENERAL FF	25,535	0	0	0	0	0
2112	**SUBTOTAL GENERAL FF**	**25,535**	**0**	**0**	**0**	**0**	**0**
2030	RESTRICTED FF	111,248	72,213	75,639	0	0	0
2558	**SUBTOTAL RESTRICTED FF**	**111,248**	**72,213**	**75,639**	**0**	**0**	**0**
3100	ECONOMIC OPPORTUNITY ACT FDF	1,945	0	0	0	0	0
3265	**SUBTOTAL ECONOMIC OPPORTUNITY ACT FDF**	**1,945**	**0**	**0**	**0**	**0**	**0**
5250	WSU HOUSING SYSTEM REV FD	10,325,198	11,956,520	12,069,568	0	0	0
5100	**SUBTOTAL WSU HOUSING SYSTEM REVENUE FD**	**10,325,198**	**11,956,520**	**12,069,568**	**0**	**0**	**0**
5000	PRKNG SYS PRJ KDFA BND REV FD	1,215,730	1,154,200	1,187,178	0	0	0
5148	**SUBTOTAL PARKING SYS KDFA BND REV FD**	**1,215,730**	**1,154,200**	**1,187,178**	**0**	**0**	**0**
5040	PRKNG SYS PRJ MNT KDFA REV BND	531,706	179,439	187,490	0	0	0
5159	**SUBTOTAL PRKNG SYS PRJ KDFA MNT FD**	**531,706**	**179,439**	**187,490**	**0**	**0**	**0**
1730	**TOTAL MEANS OF FUNDING**	**12,321,856**	**13,411,706**	**13,571,440**	**0**	**0**	**0**

Physical Plant
96000

406/410 series report

Dept. Name: Wichita State University
Agency Name: Wichita State University
Agency Reporting Level: 715-00-96000-0000000-0000-000
Version: 2028-A-02-00715

170
Date: 09/15/2026
Time: 11:04:38

Division of the Budget
KANSAS

Obj. Code	OBJECTS OF EXPENDITURE	FY 2026 Actuals	FY 2027 Adjusted Budget Request	FY 2028 Adjusted Budget Request	null	null	null
	Salaries and Wages	14,582,598	14,892,914	15,564,204	0	0	0
519990	SHRINKAGE	0	(328,026)	(340,643)	0	0	0
	TOTAL Salaries and Wages	**14,582,598**	**14,564,888**	**15,223,561**	**0**	**0**	**0**
52000	Communication	72,837	68,605	68,605	0	0	0
52100	Freight and Express	1,566	0	0	0	0	0
52200	Printing and Advertising	3,041	2,100	2,100	0	0	0
52300	Rents	1,811,236	2,466,575	2,466,575	0	0	0
52400	Reparing and Servicing	1,178,918	1,199,833	1,199,833	0	0	0
52510	InState Travel and Subsistence	7,999	4,465	4,465	0	0	0
52520	Out of State Travel and Subsis	12,418	8,700	8,700	0	0	0
52600	Fees-other Services	193,157	474,622	474,622	0	0	0
52700	Fee-Professional Services	18,140	51,000	51,000	0	0	0
52800	Utilities	7,647,858	8,698,175	8,698,175	0	0	0
52900	Other Contractual Services	9,801	19,989	19,989	0	0	0
	TOTAL Contractual Services	**10,956,971**	**12,994,064**	**12,994,064**	**0**	**0**	**0**
53000	Clothing	45,142	42,405	42,405	0	0	0
53200	Food for Human Consumption	1,417	1,000	1,000	0	0	0
53400	Maint Constr Material Supply	204,912	201,992	201,992	0	0	0
53500	Vehicle Part Supply Accessory	387,168	216,557	216,557	0	0	0
53600	Pro Science Supply Material	406,580	410,980	410,980	0	0	0
53700	Office and Data Supplies	11,507	7,440	7,440	0	0	0
53900	Other Supplies and Materials	127,324	125,441	125,441	0	0	0
	TOTAL Commodities	**1,184,050**	**1,005,815**	**1,005,815**	**0**	**0**	**0**
	TOTAL Capital Outlay	**138,730**	**54,750**	**54,750**	**0**	**0**	**0**
	SUBTOTAL State Operations	**26,862,349**	**28,619,517**	**29,278,190**	**0**	**0**	**0**
55200	Claims	1,179	0	0	0	0	0
	TOTAL Other Assistance	**1,179**	**0**	**0**	**0**	**0**	**0**
	TOTAL Capital Improvements	**0**	**0**	**0**	**0**	**0**	**0**
	TOTAL REPORTABLE EXPENDITURES	**26,863,528**	**28,619,517**	**29,278,190**	**0**	**0**	**0**
77300	Transfers	1,386,717	964,292	964,292	0	0	0
	TOTAL Non-Expense Items	**1,386,717**	**964,292**	**964,292**	**0**	**0**	**0**
	TOTAL EXPENDITURES	**28,250,245**	**29,583,809**	**30,242,482**	**0**	**0**	**0**

406/410 series report

Dept. Name: Wichita State University
Agency Name: Wichita State University
Agency Reporting Level: 715-00-96000-0000000-0000-000
Version: 2028-A-02-00715

Date: 09/15/2026
Time: 11:04:38

Division of the Budget
KANSAS

Series	Fund Code	FUND/ACCOUNT TITLE	FY 2026 Actuals	FY 2027 Adjusted Budget Request	FY 2028 Adjusted Budget Request	null	null	null
1	1000	0003 OPERATING EXP-INCLD OFF HOS	11,946,454	11,250,892	11,767,511	0	0	0
1	**1000**	**1000 SUBTOTAL for 1000's**	**11,946,454**	**11,250,892**	**11,767,511**	**0**	**0**	**0**
1	2112	2000 GENERAL FF	2,512,874	3,132,449	3,266,412	0	0	0
1	**2112**	**2112 SUBTOTAL for 2112's**	**2,512,874**	**3,132,449**	**3,266,412**	**0**	**0**	**0**
1	2558	2030 RESTRICTED FF	123,270	509,573	530,281	0	0	0
1	**2558**	**2558 SUBTOTAL for 2558's**	**123,270**	**509,573**	**530,281**	**0**	**0**	**0**
		1302 TOTAL Salaries and Wages	**14,582,598**	**14,892,914**	**15,564,204**	**0**	**0**	**0**
10	1000	0003 OPERATING EXP-INCLD OFF HOS	0	(256,590)	(266,459)	0	0	0
10	**1000**	**1000 SUBTOTAL for 1000's**	**0**	**(256,590)**	**(266,459)**	**0**	**0**	**0**
10	2112	2000 GENERAL FF	0	(71,436)	(74,184)	0	0	0
10	**2112**	**2112 SUBTOTAL for 2112's**	**0**	**(71,436)**	**(74,184)**	**0**	**0**	**0**
		1322 TOTAL Shrinkage	**0**	**(328,026)**	**(340,643)**	**0**	**0**	**0**
2	2112	2000 GENERAL FF	9,180,874	11,706,298	11,706,298	0	0	0
2	**2112**	**2112 SUBTOTAL for 2112's**	**9,180,874**	**11,706,298**	**11,706,298**	**0**	**0**	**0**
2	2489	2489 2489 DEFERRED MNT SUPPORT FD	130,307	0	0	0	0	0
2	**2489**	**2489 SUBTOTAL for 2489's**	**130,307**	**0**	**0**	**0**	**0**	**0**
2	2558	2030 RESTRICTED FF	1,645,790	1,287,766	1,287,766	0	0	0
2	**2558**	**2558 SUBTOTAL for 2558's**	**1,645,790**	**1,287,766**	**1,287,766**	**0**	**0**	**0**
		1352 TOTAL Contractual Services	**10,956,971**	**12,994,064**	**12,994,064**	**0**	**0**	**0**
3	2112	2000 GENERAL FF	603,081	590,163	590,163	0	0	0
3	**2112**	**2112 SUBTOTAL for 2112's**	**603,081**	**590,163**	**590,163**	**0**	**0**	**0**
3	2489	2489 2489 DEFERRED MNT SUPPORT FD	695	0	0	0	0	0
3	**2489**	**2489 SUBTOTAL for 2489's**	**695**	**0**	**0**	**0**	**0**	**0**
3	2558	2030 RESTRICTED FF	579,381	415,652	415,652	0	0	0
3	2558	4000 RESTRICTED FF-RESEARCH	893	0	0	0	0	0
3	**2558**	**2558 SUBTOTAL for 2558's**	**580,274**	**415,652**	**415,652**	**0**	**0**	**0**
		1392 TOTAL Commodities	**1,184,050**	**1,005,815**	**1,005,815**	**0**	**0**	**0**
4	2112	2000 GENERAL FF	92,613	51,750	51,750	0	0	0
4	**2112**	**2112 SUBTOTAL for 2112's**	**92,613**	**51,750**	**51,750**	**0**	**0**	**0**
4	2558	2030 RESTRICTED FF	17,758	3,000	3,000	0	0	0
4	2558	4000 RESTRICTED FF-RESEARCH	28,359	0	0	0	0	0
4	**2558**	**2558 SUBTOTAL for 2558's**	**46,117**	**3,000**	**3,000**	**0**	**0**	**0**
		1422 TOTAL Capital Outlay	**138,730**	**54,750**	**54,750**	**0**	**0**	**0**
5	2558	2030 RESTRICTED FF	0	0	0	0	0	0
5	**2558**	**2558 SUBTOTAL for 2558's**	**0**	**0**	**0**	**0**	**0**	**0**
		1432 TOTAL Capital Improvements	**0**	**0**	**0**	**0**	**0**	**0**
9	2558	2030 RESTRICTED FF	1,179	0	0	0	0	0
9	**2558**	**2558 SUBTOTAL for 2558's**	**1,179**	**0**	**0**	**0**	**0**	**0**
		1442 TOTAL Other Assistance	**1,179**	**0**	**0**	**0**	**0**	**0**
92	2558	2030 RESTRICTED FF	1,002,554	964,292	964,292	0	0	0
92	2558	4000 RESTRICTED FF-RESEARCH	34,163	0	0	0	0	0
92	**2558**	**2558 SUBTOTAL for 2558's**	**1,036,717**	**964,292**	**964,292**	**0**	**0**	**0**
92	2908	2080 SPONSORED RESEARCH OVERHEAD FD	350,000	0	0	0	0	0
92	**2908**	**2908 SUBTOTAL for 2908's**	**350,000**	**0**	**0**	**0**	**0**	**0**

406/410 series report

Dept. Name: Wichita State University
Agency Name: Wichita State University
Agency Reporting Level: 715-00-96000-0000000-0000-000
Version: 2028-A-02-00715

Date: 09/15/2026
Time: 11:04:38

Division of the Budget
KANSAS

Series	Fund Code	FUND/ACCOUNT TITLE	FY 2026 Actuals	FY 2027 Adjusted Budget Request	FY 2028 Adjusted Budget Request	null	null	null
	1472	**TOTAL Non-Expense Items**	**1,386,717**	**964,292**	**964,292**	**0**	**0**	**0**
	1472	**TOTAL All Funds**	**28,250,245**	**29,583,809**	**30,242,482**	**0**	**0**	**0**

406/410 series report

Dept. Name: Wichita State University
Agency Name: Wichita State University
Agency Reporting Level: 715-00-96000-0000000-0000-000
Version: 2028-A-02-00715

Date: 09/15/2026
Time: 11:04:38

Division of the Budget
KANSAS

Fund Code	FUND/ACCOUNT TITLE	FY 2026 Actuals	FY 2027 Adjusted Budget Request	FY 2028 Adjusted Budget Request	null	null	null
0003	OPERATING EXP-INCLD OFF HOS	11,946,454	10,994,302	11,501,052	0	0	0
1000	**SUBTOTAL STATE GENERAL FUND**	**11,946,454**	**10,994,302**	**11,501,052**	**0**	**0**	**0**
2000	GENERAL FF	12,389,442	15,409,224	15,540,439	0	0	0
2112	**SUBTOTAL GENERAL FF**	**12,389,442**	**15,409,224**	**15,540,439**	**0**	**0**	**0**
2489	DEFERRED MNT SUPPORT FD	131,002	0	0	0	0	0
2489	**SUBTOTAL DEFERRED MNT SUPPORT FD**	**131,002**	**0**	**0**	**0**	**0**	**0**
2030	RESTRICTED FF	3,369,932	3,180,283	3,200,991	0	0	0
4000	RESTRICTED FF-RESEARCH	63,415	0	0	0	0	0
2558	**SUBTOTAL RESTRICTED FF**	**3,433,347**	**3,180,283**	**3,200,991**	**0**	**0**	**0**
2080	SPONSORED RESEARCH OVERHEAD FD	350,000	0	0	0	0	0
2908	**SUBTOTAL SPONSORED RESEARCH OVERHEAD FD**	**350,000**	**0**	**0**	**0**	**0**	**0**
1584	**TOTAL MEANS OF FUNDING**	**28,250,245**	**29,583,809**	**30,242,482**	**0**	**0**	**0**

Debt Service
98000

406/410 series report

Dept. Name: Wichita State University
Agency Name: Wichita State University
Agency Reporting Level: 715-00-98000-0000000-0000-000
Version: 2028-A-02-00715

Date: 09/15/2026
Time: 11:05:30

Division of the Budget
KANSAS

Obj. Code	OBJECTS OF EXPENDITURE	FY 2026 Actuals	FY 2027 Adjusted Budget Request	FY 2028 Adjusted Budget Request	null	null	null
56100	Payments for Interest and Service	3,748,948	3,585,556	3,361,056	0	0	0
	SUBTOTAL State Operations	**3,748,948**	**3,585,556**	**3,361,056**	**0**	**0**	**0**
56000	Debt Service - Principal	4,470,000	4,640,001	4,870,000	0	0	0
	TOTAL REPORTABLE EXPENDITURES	**8,218,948**	**8,225,557**	**8,231,056**	**0**	**0**	**0**
	TOTAL EXPENDITURES	**8,218,948**	**8,225,557**	**8,231,056**	**0**	**0**	**0**

406/410 series report

Dept. Name: Wichita State University
Agency Name: Wichita State University
Agency Reporting Level: 715-00-98000-0000000-0000-000
Version: 2028-A-02-00715

Date: 09/15/2026
Time: 11:05:30

Division of the Budget
KANSAS

Series	Fund Code	FUND/ACCOUNT TITLE	FY 2026 Actuals	FY 2027 Adjusted Budget Request	FY 2028 Adjusted Budget Request	null	null	null
6	2112	2000 GENERAL FF	286,415	284,098	273,062	0	0	0
6	**2112**	**2112 SUBTOTAL for 2112's**	**286,415**	**284,098**	**273,062**	**0**	**0**	**0**
6	2558	2030 RESTRICTED FF	788,750	747,839	708,375	0	0	0
6	**2558**	**2558 SUBTOTAL for 2558's**	**788,750**	**747,839**	**708,375**	**0**	**0**	**0**
6	5100	5250 WSU HOUSING SYSTEM REV FD	2,516,703	2,410,613	2,247,863	0	0	0
6	**5100**	**5100 SUBTOTAL for 5100's**	**2,516,703**	**2,410,613**	**2,247,863**	**0**	**0**	**0**
6	5148	5000 PRKNG SYS PRJ KDFA BND REV FD	157,080	143,006	131,756	0	0	0
6	**5148**	**5148 SUBTOTAL for 5148's**	**157,080**	**143,006**	**131,756**	**0**	**0**	**0**
		1052 TOTAL Debt Service - Interest	**3,748,948**	**3,585,556**	**3,361,056**	**0**	**0**	**0**
7	2112	2000 GENERAL FF	206,166	220,722	232,984	0	0	0
7	**2112**	**2112 SUBTOTAL for 2112's**	**206,166**	**220,722**	**232,984**	**0**	**0**	**0**
7	2558	2030 RESTRICTED FF	758,834	789,279	832,016	0	0	0
7	**2558**	**2558 SUBTOTAL for 2558's**	**758,834**	**789,279**	**832,016**	**0**	**0**	**0**
7	5100	5250 WSU HOUSING SYSTEM REV FD	3,145,000	3,255,000	3,420,000	0	0	0
7	**5100**	**5100 SUBTOTAL for 5100's**	**3,145,000**	**3,255,000**	**3,420,000**	**0**	**0**	**0**
7	5148	5000 PRKNG SYS PRJ KDFA BND REV FD	360,000	375,000	385,000	0	0	0
7	**5148**	**5148 SUBTOTAL for 5148's**	**360,000**	**375,000**	**385,000**	**0**	**0**	**0**
		1092 TOTAL Debt Service - Principal	**4,470,000**	**4,640,001**	**4,870,000**	**0**	**0**	**0**
		1092 TOTAL All Funds	**8,218,948**	**8,225,557**	**8,231,056**	**0**	**0**	**0**

406/410 series report

Dept. Name: Wichita State University
Agency Name: Wichita State University
Agency Reporting Level: 715-00-98000-0000000-0000-000
Version: 2028-A-02-00715

Date: 09/15/2026
Time: 11:05:30

Division of the Budget
KANSAS

Fund Code	FUND/ACCOUNT TITLE	FY 2026 Actuals	FY 2027 Adjusted Budget Request	FY 2028 Adjusted Budget Request	null	null	null
2000	GENERAL FF	492,581	504,820	506,046	0	0	0
2112	**SUBTOTAL GENERAL FF**	**492,581**	**504,820**	**506,046**	**0**	**0**	**0**
2030	RESTRICTED FF	1,547,584	1,537,118	1,540,391	0	0	0
2558	**SUBTOTAL RESTRICTED FF**	**1,547,584**	**1,537,118**	**1,540,391**	**0**	**0**	**0**
5250	WSU HOUSING SYSTEM REV FD	5,661,703	5,665,613	5,667,863	0	0	0
5100	**SUBTOTAL WSU HOUSING SYSTEM REVENUE FD**	**5,661,703**	**5,665,613**	**5,667,863**	**0**	**0**	**0**
5000	PRKNG SYS PRJ KDFA BND REV FD	517,080	518,006	516,756	0	0	0
5148	**SUBTOTAL PARKING SYS KDFA BND REV FD**	**517,080**	**518,006**	**516,756**	**0**	**0**	**0**
	1154 TOTAL MEANS OF FUNDING	**8,218,948**	**8,225,557**	**8,231,056**	**0**	**0**	**0**

Capital Improvements
99000

406/410 series report

Dept. Name: Wichita State University
Agency Name: Wichita State University
Agency Reporting Level: 715-00-99000-0000000-0000-000
Version: 2028-A-02-00715

Date: 09/15/2026

Time: 11:05:49

Division of the Budget
KANSAS

Obj. Code	OBJECTS OF EXPENDITURE	FY 2026 Actuals	FY 2027 Adjusted Budget Request	FY 2028 Adjusted Budget Request	null	null	null
	SUBTOTAL State Operations	**0**	**0**	**0**	**0**	**0**	**0**
	TOTAL Capital Improvements	**45,077,902**	**95,966,586**	**1,707,000**	**0**	**0**	**0**
	TOTAL REPORTABLE EXPENDITURES	**45,077,902**	**95,966,586**	**1,707,000**	**0**	**0**	**0**
	TOTAL EXPENDITURES	**45,077,902**	**95,966,586**	**1,707,000**	**0**	**0**	**0**

406/410 series report

Dept. Name: Wichita State University
Agency Name: Wichita State University
Agency Reporting Level: 715-00-99000-0000000-0000-000
Version: 2028-A-02-00715

Date: 09/15/2026
Time: 11:05:49

Division of the Budget
KANSAS

Series	Fund Code	FUND/ACCOUNT TITLE	FY 2026 Actuals	FY 2027 Adjusted Budget Request	FY 2028 Adjusted Budget Request	null	null	null
5	1000	0015 SGF-AVIATION RESEARCH	1,122,033	0	0	0	0	0
5	1000	0320 St UNV FACILTS CAP RENWL INIT	1,883,177	43,876	0	0	0	0
5	1000	0800 Health Science Center WSU	0	12,439,608	0	0	0	0
5	1000	8510 DEMOLITION OF BUILDINGS	662,496	1,364,021	0	0	0	0
5	**1000**	**1000 SUBTOTAL for 1000's**	**3,667,706**	**13,847,505**	**0**	**0**	**0**	**0**
5	2112	2000 GENERAL FF	343,270	0	0	0	0	0
5	**2112**	**2112 SUBTOTAL for 2112's**	**343,270**	**0**	**0**	**0**	**0**	**0**
5	2489	2489 2489 DEFERRED MNT SUPPORT FD	3,287,774	6,546,667	0	0	0	0
5	**2489**	**2489 SUBTOTAL for 2489's**	**3,287,774**	**6,546,667**	**0**	**0**	**0**	**0**
5	2558	2030 RESTRICTED FF	2,047,830	0	0	0	0	0
5	2558	3000 RESTRICTED FEES FUND-EXTERNAL	1,440,787	0	0	0	0	0
5	2558	4000 RESTRICTED FF-RESEARCH	14,841,168	0	0	0	0	0
5	**2558**	**2558 SUBTOTAL for 2558's**	**18,329,785**	**0**	**0**	**0**	**0**	**0**
5	2860	2860 2860 KANSAS CAMPUS RESTORATION FUND	793,111	5,543,072	0	0	0	0
5	**2860**	**2860 SUBTOTAL for 2860's**	**793,111**	**5,543,072**	**0**	**0**	**0**	**0**
5	2878	2878 2878 HEALTH COLLABORATION FUND	10,137	29,989,863	0	0	0	0
5	**2878**	**2878 SUBTOTAL for 2878's**	**10,137**	**29,989,863**	**0**	**0**	**0**	**0**
5	2908	2080 SPONSORED RESEARCH OVERHEAD FD	1,580,581	0	0	0	0	0
5	**2908**	**2908 SUBTOTAL for 2908's**	**1,580,581**	**0**	**0**	**0**	**0**	**0**
5	3149	3140 UNIVERSITY FDF	10,678,446	0	0	0	0	0
5	**3149**	**3149 SUBTOTAL for 3149's**	**10,678,446**	**0**	**0**	**0**	**0**	**0**
5	3756	3536 WSU Digital Transformation	0	29,241,820	0	0	0	0
5	**3756**	**3756 SUBTOTAL for 3756's**	**0**	**29,241,820**	**0**	**0**	**0**	**0**
5	5100	5250 WSU HOUSING SYSTEM REV FD	37,560	1,200,000	1,200,000	0	0	0
5	**5100**	**5100 SUBTOTAL for 5100's**	**37,560**	**1,200,000**	**1,200,000**	**0**	**0**	**0**
5	5148	5000 PRKNG SYS PRJ KDFA BND REV FD	500	0	0	0	0	0
5	**5148**	**5148 SUBTOTAL for 5148's**	**500**	**0**	**0**	**0**	**0**	**0**
5	5159	5040 PRKNG SYS PRJ MNT KDFA REV BND	124,328	507,000	507,000	0	0	0
5	**5159**	**5159 SUBTOTAL for 5159's**	**124,328**	**507,000**	**507,000**	**0**	**0**	**0**
5	8001	8318 EIBF-REHAB/REP PRJS	6,224,704	9,090,659	0	0	0	0
5	**8001**	**8001 SUBTOTAL for 8001's**	**6,224,704**	**9,090,659**	**0**	**0**	**0**	**0**
		1202 TOTAL Capital Improvements	**45,077,902**	**95,966,586**	**1,707,000**	**0**	**0**	**0**
		1202 TOTAL All Funds	**45,077,902**	**95,966,586**	**1,707,000**	**0**	**0**	**0**

406/410 series report

Dept. Name: Wichita State University
Agency Name: Wichita State University
Agency Reporting Level: 715-00-99000-0000000-0000-000
Version: 2028-A-02-00715

Date: 09/15/2026
Time: 11:05:49

Division of the Budget
KANSAS

Fund Code	FUND/ACCOUNT TITLE	FY 2026 Actuals	FY 2027 Adjusted Budget Request	FY 2028 Adjusted Budget Request	null	null	null
0015	SGF-AVIATION RESEARCH	1,122,033	0	0	0	0	0
0320	St UNV FACILTS CAP RENWL INIT	1,883,177	43,876	0	0	0	0
0800	Health Science Center WSU	0	12,439,608	0	0	0	0
8510	DEMOLITION OF BUILDINGS	662,496	1,364,021	0	0	0	0
1000	**SUBTOTAL STATE GENERAL FUND**	**3,667,706**	**13,847,505**	**0**	**0**	**0**	**0**
2000	GENERAL FF	343,270	0	0	0	0	0
2112	**SUBTOTAL GENERAL FF**	**343,270**	**0**	**0**	**0**	**0**	**0**
2489	DEFERRED MNT SUPPORT FD	3,287,774	6,546,667	0	0	0	0
2489	**SUBTOTAL DEFERRED MNT SUPPORT FD**	**3,287,774**	**6,546,667**	**0**	**0**	**0**	**0**
2030	RESTRICTED FF	2,047,830	0	0	0	0	0
3000	RESTRICTED FEES FUND-EXTERNAL	1,440,787	0	0	0	0	0
4000	RESTRICTED FF-RESEARCH	14,841,168	0	0	0	0	0
2558	**SUBTOTAL RESTRICTED FF**	**18,329,785**	**0**	**0**	**0**	**0**	**0**
2860	KANSAS CAMPUS RESTORATION FUND	793,111	5,543,072	0	0	0	0
2860	**SUBTOTAL KANSAS CAMPUS RESTORATION FUND**	**793,111**	**5,543,072**	**0**	**0**	**0**	**0**
2878	HEALTH COLLABORATION FUND	10,137	29,989,863	0	0	0	0
2878	**SUBTOTAL HEALTH COLLABORATION FUND**	**10,137**	**29,989,863**	**0**	**0**	**0**	**0**
2080	SPONSORED RESEARCH OVERHEAD FD	1,580,581	0	0	0	0	0
2908	**SUBTOTAL SPONSORED RESEARCH OVERHEAD FD**	**1,580,581**	**0**	**0**	**0**	**0**	**0**
3140	UNIVERSITY FDF	10,678,446	0	0	0	0	0
3149	**SUBTOTAL UNIVERSITY FDF**	**10,678,446**	**0**	**0**	**0**	**0**	**0**
3536	WSU Digital Transformation	0	29,241,820	0	0	0	0
3756	**SUBTOTAL American Rescue Plan State Relief Fund**	**0**	**29,241,820**	**0**	**0**	**0**	**0**
5250	WSU HOUSING SYSTEM REV FD	37,560	1,200,000	1,200,000	0	0	0
5100	**SUBTOTAL WSU HOUSING SYSTEM REVENUE FD**	**37,560**	**1,200,000**	**1,200,000**	**0**	**0**	**0**
5000	PRKNG SYS PRJ KDFA BND REV FD	500	0	0	0	0	0
5148	**SUBTOTAL PARKING SYS KDFA BND REV FD**	**500**	**0**	**0**	**0**	**0**	**0**
5040	PRKNG SYS PRJ MNT KDFA REV BND	124,328	507,000	507,000	0	0	0
5159	**SUBTOTAL PRKNG SYS PRJ KDFA MNT FD**	**124,328**	**507,000**	**507,000**	**0**	**0**	**0**
8318	EIBF-REHAB/REP PRJS	6,224,704	9,090,659	0	0	0	0

406/410 series report

Dept. Name: Wichita State University
Agency Name: Wichita State University
Agency Reporting Level: 715-00-99000-0000000-0000-000
Version: 2028-A-02-00715

180
Date: 09/15/2026
Time: 11:05:49

Division of the Budget
KANSAS

Fund Code	FUND/ACCOUNT TITLE	FY 2026 Actuals	FY 2027 Adjusted Budget Request	FY 2028 Adjusted Budget Request	null	null	null
8001	**SUBTOTAL EDUCATIONAL BUILDING FUND**	**6,224,704**	**9,090,659**	**0**	**0**	**0**	**0**
1412	**TOTAL MEANS OF FUNDING**	**45,077,902**	**95,966,586**	**1,707,000**	**0**	**0**	**0**

Healthy Sciences
A0031

406/410 series report

Dept. Name: Wichita State University
Agency Name: Wichita State University
Agency Reporting Level: 715-00-A0031-0000000-0000-000
Version: 2028-A-02-00715

Date: 09/15/2026
Time: 11:06:05

Division of the Budget
KANSAS

Obj. Code	OBJECTS OF EXPENDITURE	FY 2026 Actuals	FY 2027 Adjusted Budget Request	FY 2028 Adjusted Budget Request	null	null	null
	Salaries and Wages	148,764	0	0	0	0	0
	TOTAL Salaries and Wages	**148,764**	**0**	**0**	**0**	**0**	**0**
52200	Printing and Advertising	643	0	0	0	0	0
52300	Rents	296	0	0	0	0	0
52510	InState Travel and Subsistence	4,476	0	0	0	0	0
52520	Out of State Travel and Subsis	5,556	0	0	0	0	0
52600	Fees-other Services	(123,691)	0	0	0	0	0
52700	Fee-Professional Services	(2,379,697)	0	0	0	0	0
	TOTAL Contractual Services	**(2,492,417)**	**0**	**0**	**0**	**0**	**0**
53700	Office and Data Supplies	24	0	0	0	0	0
	TOTAL Commodities	**24**	**0**	**0**	**0**	**0**	**0**
	TOTAL Capital Outlay	**1,237**	**0**	**0**	**0**	**0**	**0**
	SUBTOTAL State Operations	**(2,342,392)**	**0**	**0**	**0**	**0**	**0**
	TOTAL Capital Improvements	**(875,784)**	**0**	**0**	**0**	**0**	**0**
	TOTAL REPORTABLE EXPENDITURES	**(3,218,176)**	**0**	**0**	**0**	**0**	**0**
	TOTAL EXPENDITURES	**(3,218,176)**	**0**	**0**	**0**	**0**	**0**

406/410 series report

Dept. Name: Wichita State University
Agency Name: Wichita State University
Agency Reporting Level: 715-00-A0031-0000000-0000-000
Version: 2028-A-02-00715

Date: 09/15/2026
Time: 11:06:05

Division of the Budget
KANSAS

Series	Fund Code	FUND/ACCOUNT TITLE	FY 2026 Actuals	FY 2027 Adjusted Budget Request	FY 2028 Adjusted Budget Request	null	null	null
1	1000	0800 Health Science Center WSU	148,764	0	0	0	0	0
1	**1000**	**1000 SUBTOTAL for 1000's**	**148,764**	**0**	**0**	**0**	**0**	**0**
		1122 TOTAL Salaries and Wages	**148,764**	**0**	**0**	**0**	**0**	**0**
2	1000	0800 Health Science Center WSU	(2,492,417)	0	0	0	0	0
2	**1000**	**1000 SUBTOTAL for 1000's**	**(2,492,417)**	**0**	**0**	**0**	**0**	**0**
		1132 TOTAL Contractual Services	**(2,492,417)**	**0**	**0**	**0**	**0**	**0**
3	1000	0800 Health Science Center WSU	24	0	0	0	0	0
3	**1000**	**1000 SUBTOTAL for 1000's**	**24**	**0**	**0**	**0**	**0**	**0**
		1142 TOTAL Commodities	**24**	**0**	**0**	**0**	**0**	**0**
4	1000	0800 Health Science Center WSU	1,237	0	0	0	0	0
4	**1000**	**1000 SUBTOTAL for 1000's**	**1,237**	**0**	**0**	**0**	**0**	**0**
		1152 TOTAL Capital Outlay	**1,237**	**0**	**0**	**0**	**0**	**0**
5	1000	0800 Health Science Center WSU	(1,145,781)	0	0	0	0	0
5	**1000**	**1000 SUBTOTAL for 1000's**	**(1,145,781)**	**0**	**0**	**0**	**0**	**0**
5	2112	2000 GENERAL FF	122,497	0	0	0	0	0
5	**2112**	**2112 SUBTOTAL for 2112's**	**122,497**	**0**	**0**	**0**	**0**	**0**
5	2558	2030 RESTRICTED FF	147,500	0	0	0	0	0
5	**2558**	**2558 SUBTOTAL for 2558's**	**147,500**	**0**	**0**	**0**	**0**	**0**
		1182 TOTAL Capital Improvements	**(875,784)**	**0**	**0**	**0**	**0**	**0**
		1182 TOTAL All Funds	**(3,218,176)**	**0**	**0**	**0**	**0**	**0**

406/410 series report

Dept. Name: Wichita State University
Agency Name: Wichita State University
Agency Reporting Level: 715-00-A0031-0000000-0000-000
Version: 2028-A-02-00715

Date: 09/15/2026

Time: 11:06:05

Division of the Budget
KANSAS

Fund Code	FUND/ACCOUNT TITLE	FY 2026 Actuals	FY 2027 Adjusted Budget Request	FY 2028 Adjusted Budget Request	null	null	null
0800	Health Science Center WSU	(3,488,173)	0	0	0	0	0
1000	**SUBTOTAL STATE GENERAL FUND**	**(3,488,173)**	**0**	**0**	**0**	**0**	**0**
2000	GENERAL FF	122,497	0	0	0	0	0
2112	**SUBTOTAL GENERAL FF**	**122,497**	**0**	**0**	**0**	**0**	**0**
2030	RESTRICTED FF	147,500	0	0	0	0	0
2558	**SUBTOTAL RESTRICTED FF**	**147,500**	**0**	**0**	**0**	**0**	**0**
1238	**TOTAL MEANS OF FUNDING**	**(3,218,176)**	**0**	**0**	**0**	**0**	**0**

WSU Digital Transformation
A0037

406/410 series report

Dept. Name: Wichita State University
Agency Name: Wichita State University
Agency Reporting Level: 715-00-A0037-0000000-0000-000
Version: 2028-A-02-00715

Date: 09/15/2026
Time: 11:06:24

Division of the Budget
KANSAS

Obj. Code	OBJECTS OF EXPENDITURE	FY 2026 Actuals	FY 2027 Adjusted Budget Request	FY 2028 Adjusted Budget Request	null	null	null
	SUBTOTAL State Operations	**0**	**0**	**0**	**0**	**0**	**0**
	TOTAL Capital Improvements	**1,123,168**	**0**	**0**	**0**	**0**	**0**
	TOTAL REPORTABLE EXPENDITURES	**1,123,168**	**0**	**0**	**0**	**0**	**0**
	TOTAL EXPENDITURES	**1,123,168**	**0**	**0**	**0**	**0**	**0**

406/410 series report

Dept. Name: Wichita State University
Agency Name: Wichita State University
Agency Reporting Level: 715-00-A0037-0000000-0000-000
Version: 2028-A-02-00715

Date: 09/15/2026
Time: 11:06:24

Division of the Budget
KANSAS

Series	Fund Code	FUND/ACCOUNT TITLE	FY 2026 Actuals	FY 2027 Adjusted Budget Request	FY 2028 Adjusted Budget Request	null	null	null
5	3756	3536 WSU Digital Transformation	1,123,168	0	0	0	0	0
5	**3756**	**3756 SUBTOTAL for 3756's**	**1,123,168**	**0**	**0**	**0**	**0**	**0**
		1022 TOTAL Capital Improvements	**1,123,168**	**0**	**0**	**0**	**0**	**0**
		1022 TOTAL All Funds	**1,123,168**	**0**	**0**	**0**	**0**	**0**

406/410 series report

Dept. Name: Wichita State University
Agency Name: Wichita State University
Agency Reporting Level: 715-00-A0037-0000000-0000-000
Version: 2028-A-02-00715

Date: 09/15/2026
Time: 11:06:24

Division of the Budget
KANSAS

Fund Code	FUND/ACCOUNT TITLE	FY 2026 Actuals	FY 2027 Adjusted Budget Request	FY 2028 Adjusted Budget Request	null	null	null
3536	WSU Digital Transformation	1,123,168	0	0	0	0	0
3756	**SUBTOTAL American Rescue Plan State Relief Fund**	**1,123,168**	**0**	**0**	**0**	**0**	**0**
1038	**TOTAL MEANS OF FUNDING**	**1,123,168**	**0**	**0**	**0**	**0**	**0**

Health Facilities and Program
A0072

406/410 series report

Dept. Name: Wichita State University
Agency Name: Wichita State University
Agency Reporting Level: 715-00-A0072-0000000-0000-000
Version: 2028-A-02-00715

Date: 09/15/2026
Time: 11:06:41

Division of the Budget
KANSAS

Obj. Code	OBJECTS OF EXPENDITURE	FY 2026 Actuals	FY 2027 Adjusted Budget Request	FY 2028 Adjusted Budget Request	null	null	null
52700	Fee-Professional Services	194,822	0	0	0	0	0
	TOTAL Contractual Services	**194,822**	**0**	**0**	**0**	**0**	**0**
	SUBTOTAL State Operations	**194,822**	**0**	**0**	**0**	**0**	**0**
	TOTAL Capital Improvements	**7,030,096**	**0**	**0**	**0**	**0**	**0**
	TOTAL REPORTABLE EXPENDITURES	**7,224,918**	**0**	**0**	**0**	**0**	**0**
	TOTAL EXPENDITURES	**7,224,918**	**0**	**0**	**0**	**0**	**0**

406/410 series report

Dept. Name: Wichita State University
Agency Name: Wichita State University
Agency Reporting Level: 715-00-A0072-0000000-0000-000
Version: 2028-A-02-00715

Date: 09/15/2026
Time: 11:06:41

Division of the Budget
KANSAS

Series	Fund Code	FUND/ACCOUNT TITLE	FY 2026 Actuals	FY 2027 Adjusted Budget Request	FY 2028 Adjusted Budget Request	null	null	null
2	3756	3536 WSU Digital Transformation	194,822	0	0	0	0	0
2	**3756**	**3756 SUBTOTAL for 3756's**	**194,822**	**0**	**0**	**0**	**0**	**0**
		1032 TOTAL Contractual Services	**194,822**	**0**	**0**	**0**	**0**	**0**
5	3756	3536 WSU Digital Transformation	7,030,096	0	0	0	0	0
5	**3756**	**3756 SUBTOTAL for 3756's**	**7,030,096**	**0**	**0**	**0**	**0**	**0**
		1042 TOTAL Capital Improvements	**7,030,096**	**0**	**0**	**0**	**0**	**0**
		1042 TOTAL All Funds	**7,224,918**	**0**	**0**	**0**	**0**	**0**

406/410 series report

Dept. Name: Wichita State University
Agency Name: Wichita State University
Agency Reporting Level: 715-00-A0072-0000000-0000-000
Version: 2028-A-02-00715

Date: 09/15/2026
Time: 11:06:41

Division of the Budget
KANSAS

Fund Code	FUND/ACCOUNT TITLE	FY 2026 Actuals	FY 2027 Adjusted Budget Request	FY 2028 Adjusted Budget Request	null	null	null
3536	WSU Digital Transformation	7,224,918	0	0	0	0	0
3756	**SUBTOTAL American Rescue Plan State Relief Fund**	**7,224,918**	**0**	**0**	**0**	**0**	**0**
1062	**TOTAL MEANS OF FUNDING**	**7,224,918**	**0**	**0**	**0**	**0**	**0**

Kansas Public Broadcasting
A0150

406/410 series report

Dept. Name: Wichita State University
Agency Name: Wichita State University
Agency Reporting Level: 715-00-A0150-0000000-0000-000
Version: 2028-A-02-00715

Date: 09/15/2026
Time: 11:06:54

Division of the Budget
KANSAS

Obj. Code	OBJECTS OF EXPENDITURE	FY 2026 Actuals	FY 2027 Adjusted Budget Request	FY 2028 Adjusted Budget Request	null	null	null
52300	Rents	12,220	0	0	0	0	0
52700	Fee-Professional Services	4,275	0	0	0	0	0
	TOTAL Contractual Services	**16,495**	**0**	**0**	**0**	**0**	**0**
53400	Maint Constr Material Supply	(243)	0	0	0	0	0
53600	Pro Science Supply Material	1,167	0	0	0	0	0
53700	Office and Data Supplies	389	0	0	0	0	0
	TOTAL Commodities	**1,313**	**0**	**0**	**0**	**0**	**0**
	TOTAL Capital Outlay	**8,191**	**0**	**0**	**0**	**0**	**0**
	TOTAL REPORTABLE EXPENDITURES	**25,999**	**0**	**0**	**0**	**0**	**0**
	SUBTOTAL State Operations	**25,999**	**0**	**0**	**0**	**0**	**0**
	TOTAL EXPENDITURES	**25,999**	**0**	**0**	**0**	**0**	**0**

406/410 series report

Dept. Name: Wichita State University
Agency Name: Wichita State University
Agency Reporting Level: 715-00-A0150-0000000-0000-000
Version: 2028-A-02-00715

Date: 09/15/2026
Time: 11:06:54

Division of the Budget
KANSAS

Series	Fund Code	FUND/ACCOUNT TITLE	FY 2026 Actuals	FY 2027 Adjusted Budget Request	FY 2028 Adjusted Budget Request	null	null	null
2	3756	3536 WSU Digital Transformation	16,495	0	0	0	0	0
2	**3756**	**3756 SUBTOTAL for 3756's**	**16,495**	**0**	**0**	**0**	**0**	**0**
		82 TOTAL Contractual Services	**16,495**	**0**	**0**	**0**	**0**	**0**
3	3756	3536 WSU Digital Transformation	1,313	0	0	0	0	0
3	**3756**	**3756 SUBTOTAL for 3756's**	**1,313**	**0**	**0**	**0**	**0**	**0**
		92 TOTAL Commodities	**1,313**	**0**	**0**	**0**	**0**	**0**
4	3756	3536 WSU Digital Transformation	8,191	0	0	0	0	0
4	**3756**	**3756 SUBTOTAL for 3756's**	**8,191**	**0**	**0**	**0**	**0**	**0**
		102 TOTAL Capital Outlay	**8,191**	**0**	**0**	**0**	**0**	**0**
		102 TOTAL All Funds	**25,999**	**0**	**0**	**0**	**0**	**0**

406/410 series report

Dept. Name: Wichita State University
Agency Name: Wichita State University
Agency Reporting Level: 715-00-A0150-0000000-0000-000
Version: 2028-A-02-00715

Date: 09/15/2026
Time: 11:06:54

Division of the Budget
KANSAS

Fund Code	FUND/ACCOUNT TITLE	FY 2026 Actuals	FY 2027 Adjusted Budget Request	FY 2028 Adjusted Budget Request	null	null	null
3536	WSU Digital Transformation	25,999	0	0	0	0	0
3756	**SUBTOTAL American Rescue Plan State Relief Fund**	**25,999**	**0**	**0**	**0**	**0**	**0**
	126 TOTAL MEANS OF FUNDING	**25,999**	**0**	**0**	**0**	**0**	**0**

Healthy Sciences
A0212

406/410 series report

Dept. Name: Wichita State University
Agency Name: Wichita State University
Agency Reporting Level: 715-00-A0212-0000000-0000-000
Version: 2028-A-02-00715

Date: 09/15/2026
Time: 11:07:28

Division of the Budget
KANSAS

Obj. Code	OBJECTS OF EXPENDITURE	FY 2026 Actuals	FY 2027 Adjusted Budget Request	FY 2028 Adjusted Budget Request	null	null	null
52300	Rents	888	0	0	0	0	0
52600	Fees-other Services	127,204	0	0	0	0	0
52700	Fee-Professional Services	3,194,657	0	0	0	0	0
	TOTAL Contractual Services	**3,322,749**	**0**	**0**	**0**	**0**	**0**
53400	Maint Constr Material Supply	134,275	0	0	0	0	0
	TOTAL Commodities	**134,275**	**0**	**0**	**0**	**0**	**0**
	SUBTOTAL State Operations	**3,457,024**	**0**	**0**	**0**	**0**	**0**
	TOTAL Capital Improvements	**76,753,562**	**0**	**0**	**0**	**0**	**0**
	TOTAL REPORTABLE EXPENDITURES	**80,210,586**	**0**	**0**	**0**	**0**	**0**
	TOTAL EXPENDITURES	**80,210,586**	**0**	**0**	**0**	**0**	**0**

406/410 series report

Dept. Name: Wichita State University
Agency Name: Wichita State University
Agency Reporting Level: 715-00-A0212-0000000-0000-000
Version: 2028-A-02-00715

Date: 09/15/2026
Time: 11:07:28

Division of the Budget
KANSAS

Series	Fund Code	FUND/ACCOUNT TITLE	FY 2026 Actuals	FY 2027 Adjusted Budget Request	FY 2028 Adjusted Budget Request	null	null	null
2	3756	3536 WSU Digital Transformation	3,322,749	0	0	0	0	0
2	**3756**	**3756 SUBTOTAL for 3756's**	**3,322,749**	**0**	**0**	**0**	**0**	**0**
		1072 TOTAL Contractual Services	**3,322,749**	**0**	**0**	**0**	**0**	**0**
3	3756	3536 WSU Digital Transformation	134,275	0	0	0	0	0
3	**3756**	**3756 SUBTOTAL for 3756's**	**134,275**	**0**	**0**	**0**	**0**	**0**
		1082 TOTAL Commodities	**134,275**	**0**	**0**	**0**	**0**	**0**
5	3756	3536 WSU Digital Transformation	76,753,562	0	0	0	0	0
5	**3756**	**3756 SUBTOTAL for 3756's**	**76,753,562**	**0**	**0**	**0**	**0**	**0**
		1092 TOTAL Capital Improvements	**76,753,562**	**0**	**0**	**0**	**0**	**0**
		1092 TOTAL All Funds	**80,210,586**	**0**	**0**	**0**	**0**	**0**

406/410 series report

Dept. Name: Wichita State University
Agency Name: Wichita State University
Agency Reporting Level: 715-00-A0212-0000000-0000-000
Version: 2028-A-02-00715

Date: 09/15/2026
Time: 11:07:28

Division of the Budget
KANSAS

Fund Code	FUND/ACCOUNT TITLE	FY 2026 Actuals	FY 2027 Adjusted Budget Request	FY 2028 Adjusted Budget Request	null	null	null
3536	WSU Digital Transformation	80,210,586	0	0	0	0	0
3756	**SUBTOTAL American Rescue Plan State Relief Fund**	**80,210,586**	**0**	**0**	**0**	**0**	**0**
1116	**TOTAL MEANS OF FUNDING**	**80,210,586**	**0**	**0**	**0**	**0**	**0**