Kansas
Water Office

Revised Budget Request – FY2027
Budget Request – FY2028



September 15, 2026

Cover photo taken by Daniel Rivera
Photo Contest Winner – “Kansas Thrives on Water”
2025 Governor’s Conference on the Future of Water in Kansas

Revised Budget Request – FY2027 & FY2028 Budget Request

Kansas Water Office

Mr. Adam Proffitt, Director
Division of the Budget
Docking State Office Building, Suite 310
915 SW Harrison
Topeka, Kansas 66612

Dear Mr. Proffitt:

As Acting Director of the Kansas Water Office, I hereby submit for your consideration, the Kansas Water Office's proposed budget for State Fiscal Year 2028. The agency (70900) includes two (2) programs: Water Planning and Implementation (01030) and the Public Water Supply Program (62200). This budget has been prepared in accordance with the July 2026 budget instructions. To the best of my knowledge, the information and explanations included in this budget request are correct and complete.

The primary statutory function of the Kansas Water Office is the development and implementation of the Kansas Water Plan (KWP), with state law requiring our agency to "formulate on a continuing basis a comprehensive State Water Plan for the management, conservation and development of the water resources of the state". In 2022, the Kansas Water Office, in conjunction with feedback from the Kansas Water Authority (KWA), each of the 14 Regional Advisory Committees (RAC), partner agencies/organizations as well as the public, updated the Kansas Water Plan. This most recent KWP update includes information on water resource issues and priorities at the state and regional levels along with policy/program recommendations, implementation actions, data/research/study needs along with funding, and resource needs necessary to further understand and collaboratively make progress to address these issues.

The SWPF recommendation within this budget is the result of considerable planning and coordination through the Kansas Water Authority. While all of those involved with the process this year understand the budget challenges the state is currently facing, the need for full funding of the SWPF to address water resources issues within the state remains. At their August meeting, the KWA recommended a base funding scenario which reflects the total appropriations provided in FY2027 to continue to support ongoing priority projects and initiatives in FY2028.

In addition to base budget appropriations, the KWA recommended enhancements for the FY2028 SWPF budget. Details of the specific recommendations can be found on page 2. Although these enhancements are not reflected in the agency's budget submittal, KWO supports the recommendations for additional funding to implement water projects and programs. The KWA further recommended continued statutory transfers of $6 million from the SGF and $2 million from the EDIF as well as $35 million in SGF transfers as authorized by HB 2302 be made in FY2028. These base recommendations are reflected within the Water Planning and Implementation section of the Kansas Water Office budget submittal.

Thank you for your consideration of this budget. The staff at the Kansas Water Office are prepared to provide any additional information which you or your staff may require.

Respectfully,

Carolyn McGinn, Acting Director

State Water Plan Fund Expenditures	FY 2027 Approved Base Budget	FY 2028 Requested Base Budget	FY 2028 KWA Enhancement Recommendations
Department of Health and Environment			
Contamination Remediation	$ 2,124,049	$ 2,124,049	$ 5,000,000
Local Environment Protection Program	$ 650,000	$ 650,000	$ 1,000,000
Nonpoint Source Program	$ 455,899	$ 455,899	$ -
TMDL Initiatives	$ 400,758	$ 400,758	$ -
Drinking Water Protection Program	$ 800,000	$ 800,000	$ -
Watershed Restoration/Protection	$ 1,000,000	$ 1,000,000	$ -
Aquifer Recharge Basin	$ -	$ -	$ -
Equus Beds	$ 75,000	$ 75,000	$ -
Harmful Algae Bloom Pilot	$ 155,934	$ 155,934	$ -
Surface Water Trash Removal - (1816)	$ -	$ -	$ -
Small Town Infrastructure Support - (1817)	$ -	$ -	$ -
District Office Technical Assistance Staff	$ -	$ -	$ -
Regionalization Study	$ -	$ -	$ -
Operator Exam	$ -	$ -	$ -
District Office Technical Assistance Staff	$ -	$ -	$ 500,000
Stream Trash Removal	$ -	$ -	$ 100,000
SUBTOTAL- KDHE	**$ 5,661,640**	**$ 5,661,640**	**$ 6,600,000**
Department of Agriculture			
Interstate Water Issues	$ 559,223	$ 559,223	$ -
Water Use Database Modernization	$ 257,031	$ 257,031	$ 100,000
Subbasin Water Resources Management	$ 709,128	$ 709,128	$ 500,000
Irrigation Technology	$ 2,550,000	$ 2,550,000	$ -
Crop and Livestock Research	$ 450,000	$ 450,000	$ -
Soil Health	$ 400,000	$ 400,000	$ -
Water Resources Cost Share	$ 4,250,000	$ 4,250,000	$ 1,250,000
Nonpoint Source Pollution Asst.	$ 1,872,123	$ 1,872,123	$ 1,127,877
Aid to Conservation Districts	$ 5,250,000	$ 5,250,000	$ -
Water Transition Assistance Program	$ 1,562,582	$ 1,562,582	$ 437,418
Water Structures (Previously Dam Construction & Rehabilitation)	$ 3,000,000	$ 3,000,000	$ 1,650,000
Water Quality Buffer Initiative - (1250)	$ -	$ -	$ -
Riparian and Wetland Program	$ 154,024	$ 154,024	$ 345,976
Streambank Stabilization	$ 2,000,000	$ 2,000,000	$ -
Kansas Reservoir Protection Initiative	$ 2,000,000	$ 2,000,000	$ -
Musil Center For Wheat Production	$ -	$ -	$ -
HB 2279 Implementation	$ -	$ -	*$ 5,000,000*
SUBTOTAL- KDA	**$ 25,014,111**	**$ 25,014,111**	**$ 10,411,271**
Kansas Water Office			
Assessment and Evaluation	$ 1,231,255	$ 1,631,255	$ -
MOU-Storage Oper & Maint	$ 1,293,601	$ 1,293,601	$ -
Stream Gaging	$ 798,708	$ 698,708	$ -
Conservation Assist for Water Users	$ 500,000	$ 500,000	$ -
Reservoir and Water Quality Research	$ 500,000	$ 500,000	$ -
Water Quality Partnerships	$ 850,000	$ 850,000	$ -
KS Water Plan Education & Outreach	$ 400,000	$ 400,000	$ -
High Plains Aquifer Partnerships	$ 2,000,000	$ 2,000,000	$ -
Kansas Reservoir Protection Initiative	$ -	$ -	$ -
KRPI Transfer to KDA	$ -	$ -	$ -
Equus Beds - (1287)	$ -	$ -	$ -
Flood Response Study - (1288)	$ -	$ -	$ -
Arbuckle Study	$ 70,000	$ -	$ -
Water Injection Dredging (WID) - (1290)	$ -	$ -	$ -
Water Planning & Project Development/Implementation	$ 1,230,000	$ 1,760,000	$ 5,340,000
Independent Program Evaluation	$ 360,000	$ -	$ -
John Redmond Reservoir Dredging	$ -	$ -	$ -
Reservoir Sediment Management Initiatives	$ -	$ -	$ 1,500,000
HB 2302 Program Adminstration	$ 858,024	$ 458,024	$ 10,000,000
Industrial Water Reuse Grants	$ -	$ -	$ 1,000,000
SUBTOTAL- KWO	**$ 10,091,588**	**$ 10,091,588**	**$ 17,840,000**
Department of Wildlife & Parks			
Aquatic Invasive Species (AIS) Program	**$ 224,457**	**$ 224,457**	**$ -**
University of Kansas - Geological Survey	**$ 840,000**	**$ 840,000**	**$ 200,000**
Total State Water Plan Expenditures	**$ 41,831,796**	**$ 41,831,796**	**$ 35,051,271**

FY2027 Revised Budget and FY2028 Budget Request Index

Page

Kansas Water Office Introduction and Overview 1-6
Budget Request Cover Letter
Kansas Water Office Organizational Chart
Kansas Water Office Budget Overview (All Programs)

DA-400 Strategic Plan/Agency Narrative 7-15
DA-400 Water Planning and Implementation 16-21

State Water Plan Fund 22
Assessment and Evaluation (1110) 23

MOU – Storage Operations & Maintenance (1150) 24

Stream Gaging Program (1190) 25

Conservation Assistance for Water Users (1200) 26

Reservoir and Water Quality Research (1275) 27

Water Quality Partnerships (1280) - 28

KS Water Plan Education & Outreach Strategy (1281) 29

High Plains Aquifer Partnerships (1282) – 30

Arbuckle Study (1289) 31

Water Planning & Project Development (1291) 32

HB2302 Grants (1300) 33

DA-400 Public Water Supply Program 34-35

Public Water Supply Program Comprehensive Capital Development Plan 2017 (2017 CCDP – pages 1-24)

DA-402 Agency Summary
DA-404 Resource Estimates
DA-405 Revenue Estimates
DA-406/410 Expenditures and Plans for Funding
DA-412 Salaries and Wages

Kansas Water Office Organizational Chart

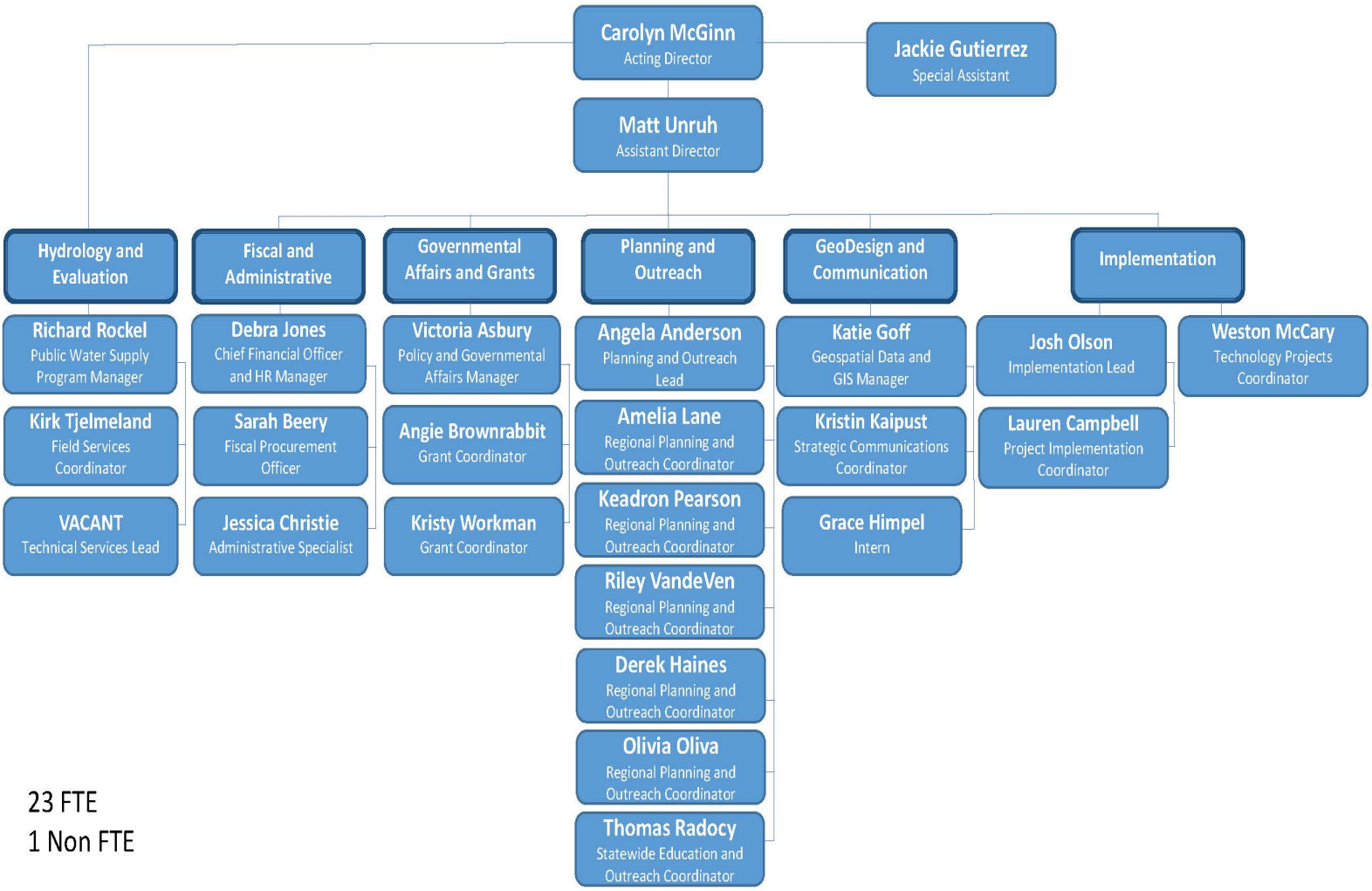

23 FTE
1 Non FTE

Kansas Water Office Budget Overview (All Programs)

The Kansas Water Office is charged with administration of all or portions of the following statutory acts:

- Kansas Water Planning Act,
- State Water Plan Storage Act,
- Water Assurance Program Act,
- Kansas Weather Modification Act,
- Lower Smoky Hill Access District Act,
- Multipurpose Small Lakes Act (portions),
- Water Appropriations Act (portions) and
- Water Transfer Act (portions).

The Kansas Water Office Budget entails two primary programs: 1) Water Planning and Implementation (01030) and 2) the Public Water Supply Program (62200). Each of these programs function to accomplish the agency's mission – Provide comprehensive planning which coordinates and guides the management, conservation and development of the state's water resources; providing for Kansans' current and future water needs, both in quantity and quality, regarding surface water and groundwater; and employing sound science, technology and policy, while protecting the public interest in our state's most vital resource.

WATER PLANNING AND IMPLEMENTATION (01030) - The Kansas Water Office (KWO) is the water planning, policy, and coordination agency for the State of Kansas. It prepares a state plan of water resources development, management, and conservation, reviews all water laws, and makes recommendations to the Governor and Legislature for new or amendatory legislation. The agency is also responsible for monitoring conditions related to drought, development of water conservation plan guidelines, and the collection and compilation of data related to water resources.

The Water Planning and Implementation Program covers the major agency responsibility of the development of the Kansas Water Plan. This includes salary and expenses for half of the agency staff. The administration of the Kansas Water Planning Act, Kansas Weather Modification Act, and portions of the Water Appropriations Act and Water Transfer Act are covered under this program.

The Kansas Water Authority (KWA) is statutorily within and a part of the KWO and reflected in the Water Planning and Implementation Program. It is responsible for advising the Governor, the Legislature, and the Director of the KWO on water policy issues, for approving the *Kansas Water Plan* and revisions thereto, accounting for and making recommendations on the expenditure of State Water Plan Funds, for approving water storage sales, water marketing rate setting, federal contracts, administrative regulations, and legislation proposed by the KWO. The KWA is comprised of 24 members, consisting of 13 voting members appointed by the Governor (11), President of the Kansas Senate (1) and Speaker of the Kansas House of Representatives (1). The Governor's appointees serve four-year terms and represent various water user groups, water use conservation and environmental issues as well as the general public. The Chairperson serves at the pleasure of the Governor. The remaining 11 members are Ex-Officio and hold various state agency and university positions. The KWA conducts meetings throughout Kansas 5-6 times a year to allow more stakeholders to participate in meetings as well as providing an opportunity for KWA members to observe the many unique water resource issues that exist at varying locations in Kansas.

PUBLIC WATER SUPPLY PROGRAM (62200) – The Public Water Supply Program administers certain supply programs to ensure an adequate supply of water for Kansans receiving water from state owned storage in federal and state reservoirs. These programs include the Water Marketing, Water Assurance, Lower Smoky Hill Access District, and public water supply components of the Multipurpose Small Lakes (MPSL) programs. The Kansas Water Office negotiates with the federal government for water supply storage in federal lakes and coordinates reservoir operations to meet multiple uses with that storage benefiting primarily municipal and industrial customers. The KWO evaluates proposals for Multipurpose Small Lakes to determine whether the state should build additional storage in lakes to provide water supply for the region.

The Public Water Supply Program includes revenue from customers of the program. The majority of the revenue is passed through to the U.S. Army Corps of Engineers for the purchase, operation and maintenance of storage space in federal reservoirs for the benefit of program customers. A portion of the funding is used for administration and enforcement of the programs, including staff resources and associated expenses of the KWO.

Kansas Water Office - All Programs Overview (70900)

Current Year FY2027: The total KWO Budget request is $67,915,083 from all sources, which is comprised of $56,871,901 for Water Planning and Implementation and $11,043,182 for the Public Water Supply Program.

Budget Year FY2028: The total KWO Budget request is $46,211,151 from all sources, which is comprised of $33,479,924 for Water Planning and Implementation and $12,731,227 for the Public Water Supply Program.

Water Planning and Implementation Overview (70900-01030)

Current Year FY2027: $56,871,901 - $1,339,855 is budgeted for salaries and wages; $13,587,742 for contractual services; $140,700 for commodities; $25,012 for capital outlay, and $41,778,592 for other assistance and state special grants.

Budget Year FY2028: $33,479,924 - $1,434,241 is budgeted for salaries and wages; $12,122,684 for contractual services; $150,700 for commodities; $22,300 for capital outlay, and $19,750,000 for other assistance and state special grants.

Public Water Supply Overview (70900-62200)

Current Year FY2027: $11,043,182 - $1,238,263 is budgeted for salaries and wages; $9,791,119 for contractual services; $7,000 for commodities; $6,800 for capital outlay.

Budget Year FY2028: $12,731,227 - $1,302,966 is budgeted for salaries and wages; $11,411,261 for contractual services; $10,000 for commodities; $7,000 for capital outlay.

Strategic Plan/Agency Narrative

Kansas Water Office

I. MISSION

Provide comprehensive planning which coordinates and guides the management, conservation and development of the state's water resources; providing for Kansans' current and future water needs, both in quantity and quality, regarding surface water and groundwater; and employing sound science, technology and policy, while protecting the public interest in our state's most vital resource.

II. PHILOSOPHY

Kansans act on a shared commitment to have the water resources necessary to support the state's social, economic, and natural resource needs for current and future generations.

III. AGENCY ROLE

The Kansas Water Office (KWO) was established in 1981 as the water planning, policy, coordination and marketing agency for the state. The primary statutory function of the agency is the development and implementation of the Kansas Water Plan. State law requires the Kansas Water Office to "Formulate on a continuing basis a comprehensive State Water Plan for the management, conservation and development of the water resources of the state". KWO in coordination with the KWA, also reviews all water laws and makes recommendations to the Governor and Legislature for needed legislation to ensure water policies and programs address the needs of all Kansans.

Kansas Water Office Primary Responsibilities
As defined in Kansas Statute 74-2608

- Collect and compile information pertaining to climate, water and soil as related to the usage of water for agricultural, industrial and municipal purposes and the availability of water supplies in the several watersheds of the state;
- Develop a state plan of water resources management, conservation and development for water planning areas;
- Develop and maintain guidelines for water conservation plans and practices; and
- Shall establish guidelines as to when conditions indicative of drought exist.

IV. KEY LONG-TERM AGENCY GOALS

The state-wide Long-Term Vision for the Future of Water Supply in Kansas (Vision) was adopted by the Kansas Water Authority in January 2015, and regional advisory committees were established to develop regional goals and action plans. More than 60 water resource-related goals were established in 14 regions. Action plans for all of the goals were adopted by the Kansas Water Authority in October 2016.

In 2022, the Kansas Water Office, along with multiple state and local agencies, partners and stakeholders, completed an update of the state's Water Plan. The updated Kansas Water Plan includes a continued emphasis on moving priority projects forward that focus on implementing items previously identified in the Vision, as well as regional goal action plans aimed at addressing priority regional water resource issues.

The updated Kansas Water Plan was developed with a foundation of the following five Guiding Principles:

1. Conserve and Extend the High Plains Aquifer.
2. Secure, Protect and Restore our Kansas Reservoirs.
3. Improve the State's Water Quality.
4. Reduce our Vulnerability to Extreme Events.
5. Increase Awareness of Kansas Water Resources.

These Guiding Principles serve as a foundation for Kansas Water Plan implementation, identifying statewide activities, projects and priorities to address water quantity and quality issues impacting the water supply of Kansas.

In 2024, the Kansas Water Office, in partnership with the Kansas Department of Agriculture and the Kansas Department of Health and Environment, supported the Kansas Water Authority in development of the Kansas Water Plan Implementation Framework. This framework further operationalized implementation of the 2022 Kansas Water Plan by identifying recommendations which:

1. **Increase Accountability** through clearly defined outcomes for current water investments and establish evaluation metrics to measure progress.
2. **Create a Two-Year Ramp-Up Road Map** to identify the actions that must occur to build the capacity necessary to support a 10-year water program, learning from Kansas' history of success with 10-year transportation programs.
3. **Establish a 10-Year Blueprint** to identify what is achievable with a dynamic, 10-year program with an increased funding commitment to build long-term water security.

The State Water Plan Fund (SWPF) recommendations within this budget are the result of considerable planning and coordination by the Kansas Water Office, along with the Kansas Department of Health and Environment and the Kansas Department of Agriculture, through the Kansas Water Authority (KWA) and associated Regional Advisory Committees (RACs).

The agency also operates reservoir storage within federal and multipurpose small reservoirs to meet the water supply needs of Kansas citizens. Many of the actions identified within the Vision and Kansas Water Plan are met and carried out through both the Water Planning and Implementation efforts and the administration of the agency's Public Water Supply programs.

V. EXTERNAL/INTERNAL ASSESSMENT

The Kansas Water Office Strategic Plan is based on a commitment to satisfy the agency's stakeholders and partners. The agency's success will be judged by them, based on the agency's ability to meet their needs.

The Kansas Water Office has identified the following groups as stakeholders and partners:

- Water Issue Stakeholders and Kansas citizens
- Governor and the Kansas Legislature
- Kansas Water Authority as well as natural resource and associated agencies
- Federal government and local units of government

VI. AGENCY OPERATIONS

WATER PLANNING AND IMPLEMENTATION PROGRAM

- **Water Planning and Implementation -** The Kansas Water Office is responsible for developing a state plan for the management, conservation and development of water resources for the State of Kansas (K.S.A. 74-2608). Responsibilities of the Kansas Water Office include:

  - Collect and compile information pertaining to climate, water and soil as related to the usage of water for agricultural, industrial and municipal purposes and the availability of water supplies in the several watersheds of the state;
  - Develop a state plan of water resources management, conservation and development for water planning areas;
  - Develop and maintain guidelines for water conservation plans and practices; and
  - Establish guidelines as to when conditions indicative of drought exist.

The policies to meet this statutory charge are embodied in the Kansas Water Plan. The Kansas Water Office coordinates with the Kansas Water Authority on the review and approval of the Kansas Water Plan and submits policy recommendations to the Governor and the Legislature for consideration. Agency staff provide leadership on issues that require interagency coordination to develop strategic approaches. The interagency groups coordinate implementation activities for priority issues that involve multiple agencies and/or basins.

Objectives

- Develop and propose water policies that are long-term in scope;
- Identify and address priority water resource issues in Kansas; and
- Support the Kansas Water Authority in its role of making policy recommendations to the Governor and Legislature;

Strategies

- Seek technical input from federal, state and local government agencies on policy initiatives;
- Coordinate with federal, state, and local government agencies as well as other interest groups on development of project plans to implement Kansas Water Plan priorities and Regional Goal Action Plans; and
- Update appropriate sections of the Kansas Water Plan with new or revised issues upon approval by the Kansas Water Authority at least once every five years.

Performance Measures	Actual FY2026	Budget FY2027	Budget FY2028
Percent of Kansas Water Plan Action Items underway or completed*	45%	48%	53%

*****_The Kansas Water Plan was updated in August 2022, replacing the 50-Year Vision. This is a new measure implemented for FY 2024._

Consequences of Not Funding – Without KWO water planning and implementation efforts, Kansas will not be able to fully characterize current and future water supply demands as well as plan and coordinate implementation activities for the Ogallala portion of the High Plains Aquifer (Ogallala Aquifer) region as well as from areas served by reservoir water supply storage. At the current rate, with no changes during Kansas Water Plan implementation, the Ogallala Aquifer will be 70 percent depleted and our reservoirs will be 40 percent filled with sediment within the next 45 years.

Strategic Plan/Agency Narrative

The following figures represent the estimated usable lifespan of the High Plains Aquifer in Kansas along with reservoir water supply/demand projections for federal reservoirs within the Kansas, Marais des Cygnes, Neosho, and Verdigris Regional Planning Areas. The location of the required reservoir water supply storage line indicates the total required storage to meet water supply demands served from state owned storage within these reservoirs. Given the current projected sedimentation rates and demands, results indicate the basin supplies will be insufficient to fully meet projected demands through a 1950's type drought by the year shown within each figure.

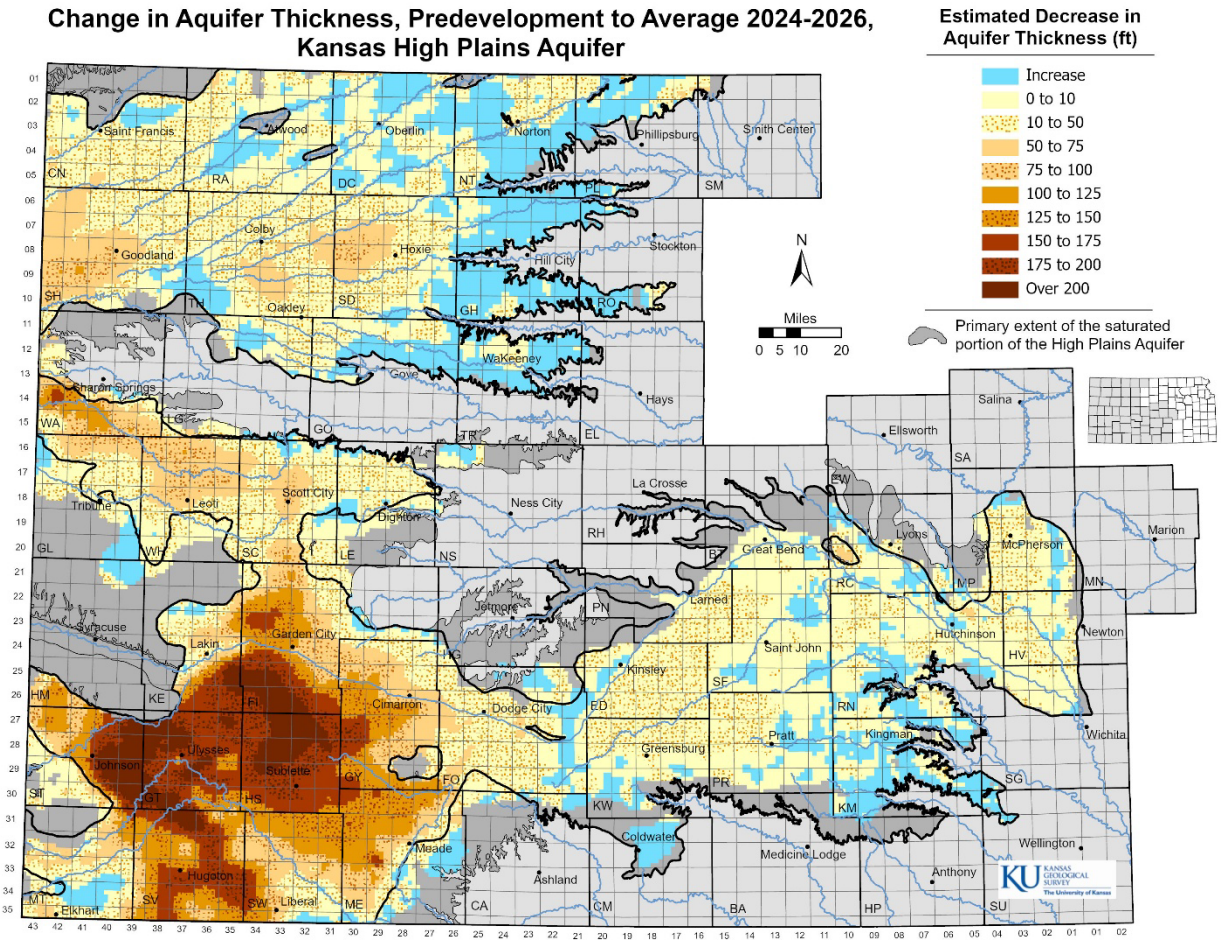

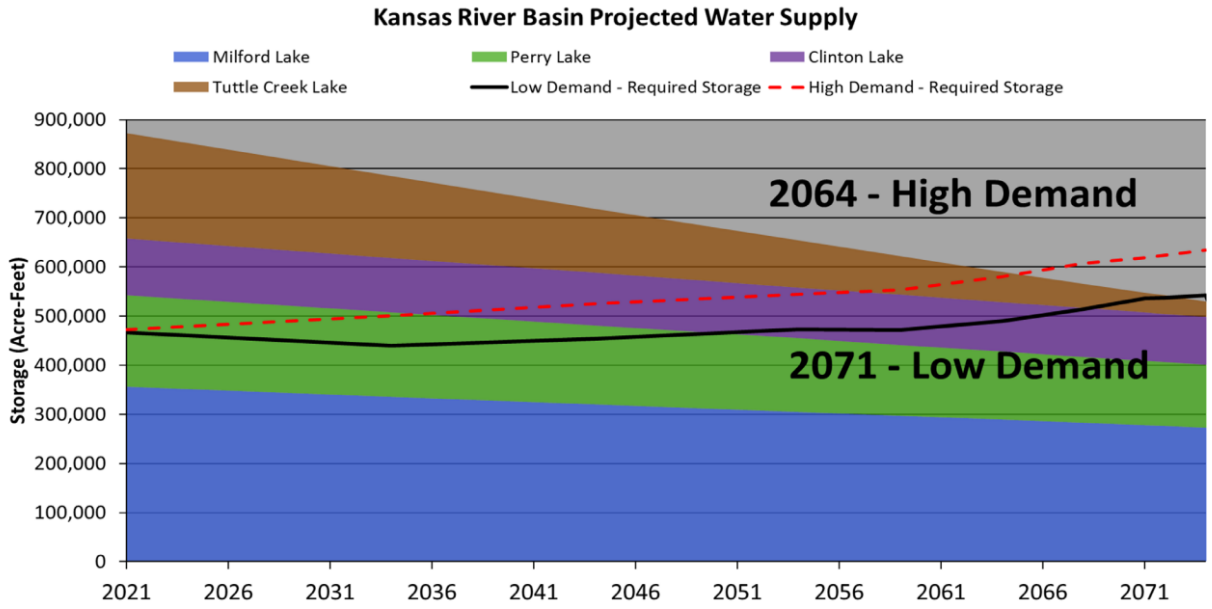
Kansas River Basin Projected Water Supply
Milford Lake
Perry Lake
Clinton Lake
Tuttle Creek Lake
Low Demand - Required Storage
High Demand - Required Storage
Storage (Acre-Feet)
900,000
800,000
700,000
600,000
500,000
400,000
300,000
200,000
100,000
0
2021
2026
2031
2036
2041
2046
2051
2056
2061
2066
2071
2064 - High Demand
2071 - Low Demand

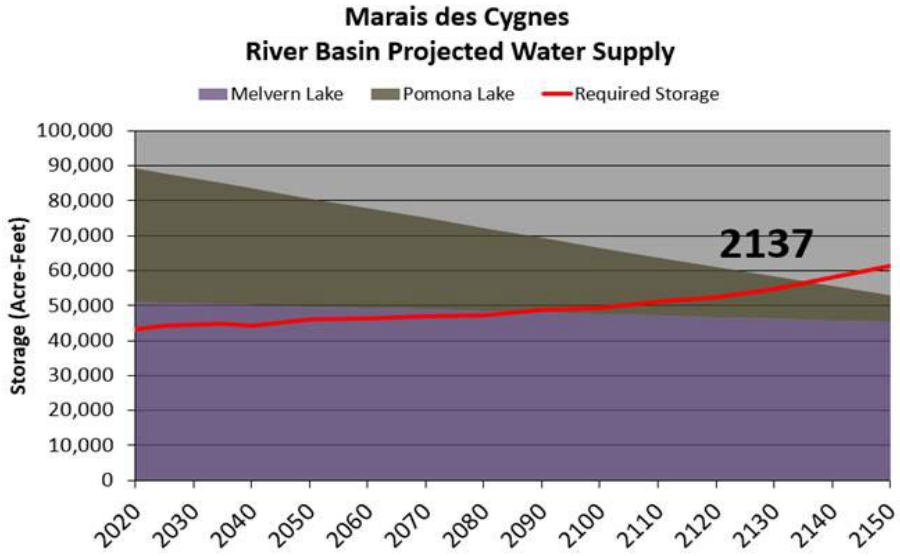
Marais des Cygnes
River Basin Projected Water Supply
Melvern Lake
Pomona Lake
Required Storage
Storage (Acre-Feet)
100,000
90,000
80,000
70,000
60,000
50,000
40,000
30,000
20,000
10,000
0
2020
2030
2040
2050
2060
2070
2080
2090
2100
2110
2120
2130
2140
2150
2137

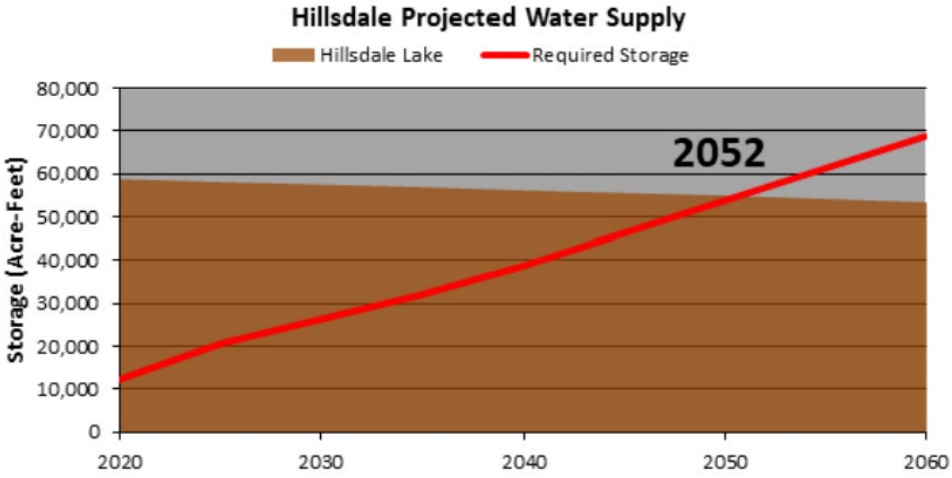
Hillsdale Projected Water Supply
Hillsdale Lake
Required Storage
Storage (Acre-Feet)
80,000
70,000
60,000
50,000
40,000
30,000
20,000
10,000
0
2020
2030
2040
2050
2060
2052

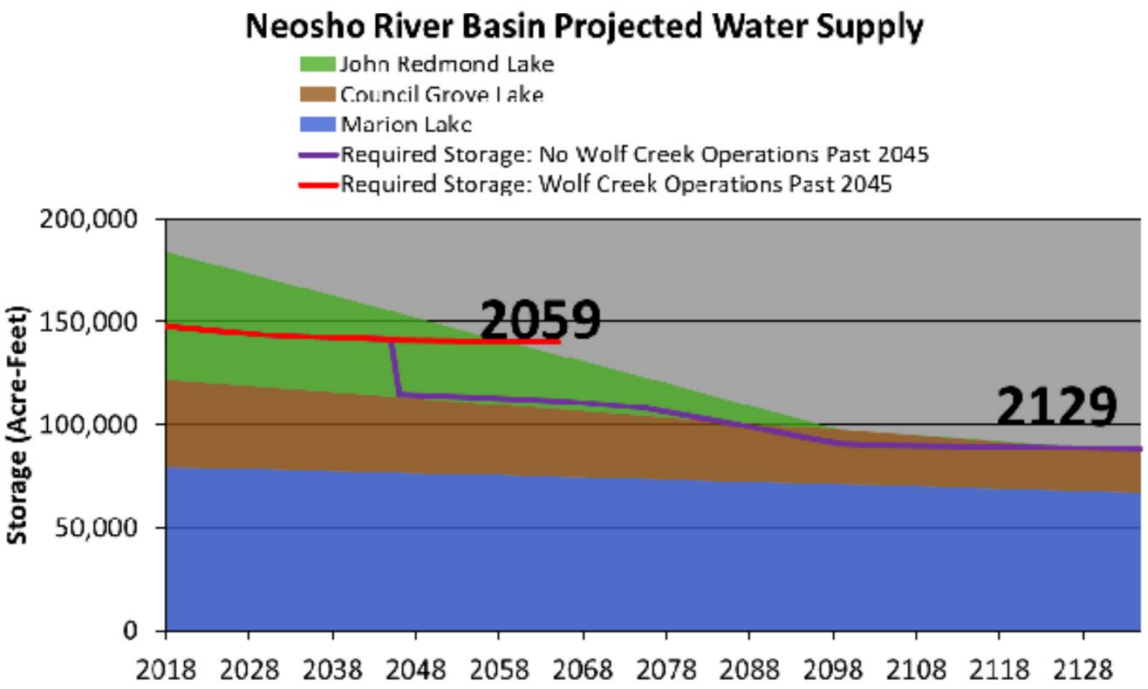
Neosho River Basin Projected Water Supply
John Redmond Lake
Council Grove Lake
Marion Lake
Required Storage: No Wolf Creek Operations Past 2045
Required Storage: Wolf Creek Operations Past 2045
Storage (Acre-Feet)
200,000
150,000
100,000
50,000
0
2059
2129
2018 2028 2038 2048 2058 2068 2078 2088 2098 2108 2118 2128

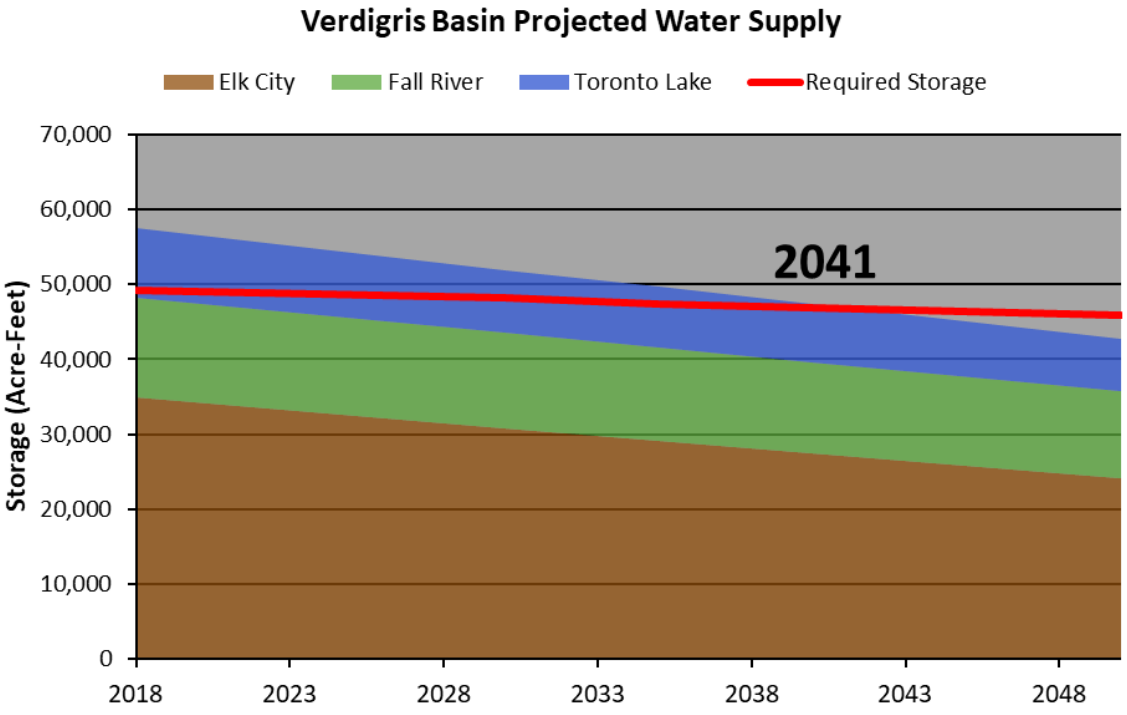
Verdigris Basin Projected Water Supply
Elk City
Fall River
Toronto Lake
Required Storage
Storage (Acre-Feet)
70,000
60,000
50,000
40,000
30,000
20,000
10,000
0
2041
2018 2023 2028 2033 2038 2043 2048

WATER PLANNING AND IMPLEMENTATION PROGRAM cont.

- **Research and Technical Studies -** The Kansas Water Office is charged in K.S.A. 74-2608 with the collection and compilation of information pertaining to climate, water and soil as related to the usage of water. K.S.A. 74-2610 further requires water-related state agencies to cooperate and provide information as requested. The Kansas Water Office utilizes the information collected to develop assessment reports on the water resources of Kansas for recommendations included in the Kansas Water Plan. The agency is also responsible for monitoring conditions related to drought and development of water conservation plan guidelines.

Objectives

- Measure the condition of the water resources of the state;
- Provide adequate technical analysis and background to support the development of policy and priority issues; and
- Measure and assess the status and effectiveness of practices and projects implemented through the Kansas Water Plan.

Strategies

- Conduct in-house technical analyses focusing on development and status of implementation of priority issues;
- Provide water resource-related data and/or reports for each of the 14 regions detailing water resource conditions; and
- Contract with state and federal research organizations for analyses focusing on conditions of the water resources of the state.

Performance Measures	Actual FY2026	Current FY2027	Budget FY2028
Average Age of Bathymetric Surveys	4 years	4 years	3 years
In-Lake Sediment Management Studies/Projects Underway or Completed	17	14	10

Consequences of Not Funding – Research, data collection and analysis, monitoring of ongoing projects, and evaluation of emerging technologies are critical to adequately assessing the conditions of the water resources of the state, tracking the effectiveness of project implementation, and developing adaptive management strategies for long-term water resource management in Kansas.

- **Education and Outreach –** The Kansas Water Office emphasize information and education regarding the importance of water and water conservation practices throughout the State of Kansas.

Objectives

- Be an active participant in water resources policy formation and recommendations that result in legislation;
- Foster a trust in the planning process which is conducted in an open public forum and based on sound research;
- Involve the public and stakeholders in the development of proposed policy initiatives;
- Create electronic and written publications in a format and style that the public finds accessible; and
- Annually host a Governor's Conference on the Future of Water in Kansas to disseminate information and encourage public engagement in water issues.

Strategies

- Engage citizens, organizations, and agencies in efficient and effective policy consideration;
- Conduct meetings and outreach opportunities with regional advisory committees, stakeholders, and agency advisors to identify water resource issues, develop goals and action plans to address the issues;
- Utilize website and social media to share information with stakeholders; and
- Engage in implementation of the Kansas Water Plan Education, Communication, and Public Outreach-related action items.

Performance Measures	Actual FY2025	Actual FY2026	Current FY2027	Budget FY2028
Number of people engaged in education events	13,465	12,076	13,500	13,500
Number of digital engagements	769,979	1,915,647	2,000,000	2,100,000

Consequences of Not Funding - The ability to deliver water resource-related education and outreach opportunities which increase youth and adult awareness of water issues as well as develop partnerships between industry, community, and educational institutions that will promote and train for water-related careers will be limited.

PUBLIC WATER SUPPLY PROGRAM

- **Public Water Supply Program:** The Kansas Water Office administers the Water Marketing Program, the Water Assurance Program, Lower Smoky Hill Access District and the public water supply component of the Multipurpose Small Lakes Program.

The Water Marketing Program utilizes state-owned storage in federal reservoirs to provide raw water supply to municipal and industrial water customers. Customer usage is governed by water marketing contracts that specify the length of contract, type of use, quantity, place of use and reservoir source.

The Water Assurance Program uses storage in federal reservoirs to ensure that municipal and industrial surface and alluvial groundwater right holders have water available during low flow conditions. The program makes releases from storage in the reservoirs dedicated to the districts to meet identified streamflow targets when natural flow is insufficient.

Objectives

- Ensure that the water supply needs of the citizens of Kansas are met in an economical and efficient manner;
- Ensure that the state recoups its costs for providing water supply service to beneficiaries;
- Ensure that municipal and industrial water rights on the major rivers have an adequate water supply during drought conditions; and
- Effectively utilize storage to lengthen support during low flow conditions.

Strategies

- Complete technical analysis of water available for contract sale during drought of record conditions to ensure contracts can be met;
- Negotiate contracts for sale of water from state-owned storage, completing findings of public interest, prior to contract execution;
- Complete annual capital development plan to assure adequate tracking and planning for financial health of the program;
- Purchase available storage in federal reservoirs to provide low flow release support;
- Negotiate contracts for storage with water assurance districts to recoup state cost;
- Complete hydrologic modeling to assist in defining operational rules;

PUBLIC WATER SUPPLY PROGRAM cont.

- Negotiate operational rules and terms of support with organized assurance districts on a 5-year update schedule; and
- Monitor streamflow and reservoir levels and call for releases to meet target flow requirements.

Performance Measures	Actual FY2025	Actual FY2026	Current FY2027	Budget FY2028
Number of people directly served (Based on population estimates)	1,472,596	1,546,225	1,623,537	1,704,714
Number of industrial customers directly served	17	16	16	16
Number of irrigation water rights directly served	57	58	58	58
% of time demands are met - all PWS programs	100%	100%	100%	100%

Consequences of Not Funding - The ability to meet water supply demands of all customers of the PWS programs in accordance with existing long-term contracts and operations agreements, ensuring that the state continues to meet its current and future obligations associated with state-owned water supply storage, and continued operations and analysis to effectively protect, maintain, and secure state-owned storage to support the needs of the citizens of Kansas will be limited.

Water Planning and Implementation Program

The Kansas Water Office has budgeted for 24 positions (23 FTE, 1 non-FTE) for FY2028. These positions conduct water planning, policy, research and technical studies coordination, education and outreach, as well as facilitate public input throughout the state through 14 Regional Advisory Committees, Kansas Water Authority, and other stakeholder meetings. This portion of the budget covers routine Kansas Water Office operations as well as studies and projects recommended by the KWA and primarily funded by the State Water Plan Fund and the State General Fund.

The Kansas Water Authority is comprised of 24 members (13 voting and 11 ex officio) that have knowledge of water-related issues and represent various water-related organizations: municipal, industrial, environmental and agricultural interests, and the general public. The KWA conducts meetings 5-6 times a year throughout Kansas to allow legislators, stakeholders, and the general public to participate in meetings. The KWA also has standing committees, which include operation and communication involving the Regional Advisory Committees, reviewing of budget proposals, and overseeing the Kansas Water Office public water supply programs, and providing topical policy recommendations.

The KWA has the statutory responsibility to advise the Governor, the Legislature, and the Kansas Water Office Director on water policy issues and approves the Kansas Water Plan and revisions, federal contracts, public water supply contracts, and water supply rates for raw water purchased from federal reservoir storage assigned to the KWO. The KWA, by statute, also has the responsibility to provide recommendations on the expenditure of funds appropriated from the State Water Plan Fund.

A map detailing the membership of the Kansas Water Authority, and whom they represent, is included:

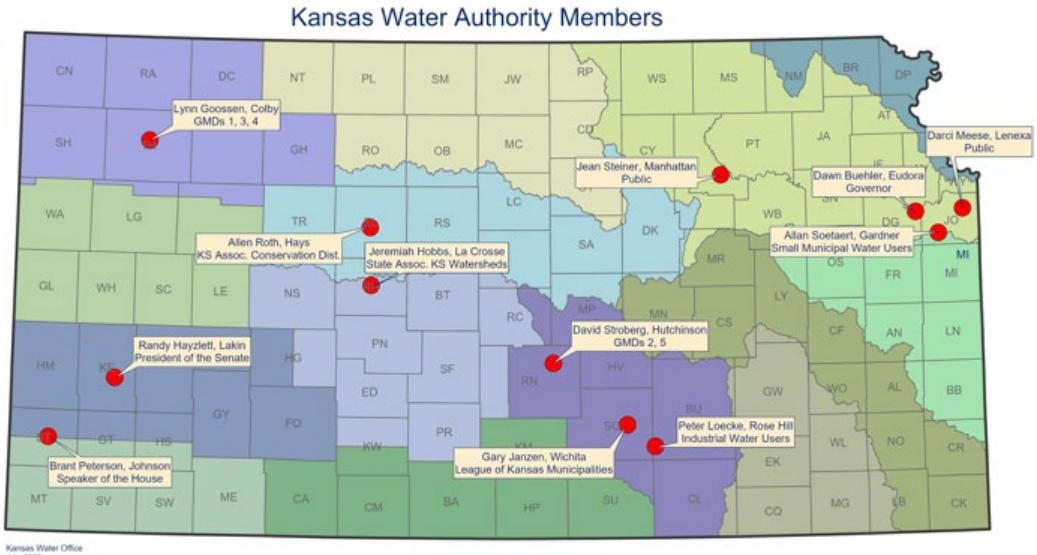

Kansas Water Authority Ex Officio Members

Earl Lewis Division of Water Resources KS Dept. of Agriculture	Dan Moser Ag Experiment Station KS State University	Steve Frost Division of Conservation KS Dept. of Agriculture	Jay Kalbas KS Geological Survey
Chris Kennedy KS Dept. of Wildlife & Parks	David Toland KS Dept. of Commerce	Sara Baer KS Biological Survey	Kate Gleeson KS Dept. of Health & Environment
Mike Beam KS Dept. of Agriculture	Carolyn McGinn KS Water Office	Andrew French KS Corporation Commission	

Water Planning and Implementation Program

Kansas Water Office - Water Planning and Implementation

The Water Planning and Implementation (01030) program includes both the Kansas Water Office administration and the State Water Plan Fund.

ACCOUNT CODES 510000-519999 – SALARIES AND WAGES: Responsibilities of 11.5 FTE (.5 Non FTE) positions are requested to be funded by the State General fund. Responsibilities of 2 FTE's are requested to be funded by the State Water Plan Fund under KWO Water Planning and Implementation. K.S.A. 74-2622(a) authorizes 13 board members to be appointed to the Kansas Water Authority under Water Planning and Implementation. Compensation of $35/day, as well as fringe benefit calculations, are budgeted for 13 voting members of the Kansas Water Authority (KWA) for attendance at full KWA meetings, authorized committee meetings, or activities directly related to the functions of the Kansas Water Authority.

Current Year FY2027: $1,339,855 - Salaries and increased benefits for 13.5 FTE positions have been budgeted for in FY2027 under KWO Water Planning and Implementation.

Budget Year FY2028: $1,434,240 - Salaries and increased benefits for 14 FTE positions have been budgeted for in FY2028 under KWO Water Planning and Implementation.

ACCOUNT CODES 520000-529999 – CONTRACTUAL SERVICES: Funding described in this section covers basic agency operations such as communications, rent, travel, and printing as well as contracted support for information technology, included in the contractual services are federally funded projects.

Current Year FY2027: $13,587,742 - A total of $232,872 has been budgeted for KWO and KWA costs from the State General Fund for overhead costs and travel. Due to budget reductions, a portion of operational expenditures is funded by the Water Marketing Program. The other expenditures are from the State Water Plan Fund, General Fee Fund, Indirect Fund, Republican River Fund, federal grants and state grants.

Budget Year FY2028: $12,122,684 - A total of $232,873 has been budgeted for KWO and KWA costs from the State General Fund for overhead costs and travel. Due to budget reductions, a portion of operational expenditures is funded by the Water Marketing Program. The other expenditures are from the State Water Plan Fund, General Fee Fund, Indirect Fund, Republican River Fund, federal grants and state grants.

ACCOUNT CODE 530000-539999 – COMMODITIES: These expenditures include stationery, maintenance parts for computers, network servers, data storage back-up, printers and plotters, as well as office/computer related materials and supplies.

Current Year FY2027: $140,700 - Commodities purchased by the agency to support policy planning and development as well as general agency operations.

Budget Year FY2028: $150,700 - Commodities purchased by the agency to support policy planning and development as well as general agency operations.

ACCOUNT CODE 540000-549999 – CAPITAL OUTLAY: The agency Information Technology Plan includes a schedule to maintain computer and information technology replacement, which provides for replacing three to four microcomputers and accessories each year as well as upgrading software and continual support of ESRI ArcGIS.

Current Year FY2027: $25,012 - $3,300 of the total amount is requested in SGF funding and will be used to purchase software as a part of the agency plan to upgrade computer technology for agency operations in accordance with the agency's information technology plan.

Budget Year FY2028: $22,300 - $3,300 of the total amount is requested in SGF funding and will be used to purchase software as a part of the agency plan to upgrade computer technology for agency operations in accordance with the agency's information technology plan.

ACCOUNT CODE 551100 – AID TO LOCAL:

Current Year FY2027: $0
Budget Year FY2028: $0

ACCOUNT CODE 551600-551700 – OTHER ASSISTANCE:

Current Year FY2027: $41,778,592 - $35,977,860 of the total amount is requested for state special grants. The remaining amount supports state-aid payments for Water Quality Partnerships and High Plains Aquifer Partnerships.

Budget Year FY2028: $19,750,000 - $17,000,000 of the total amount is requested for state special grants. The remaining amount supports state-aid payments for Water Quality Partnerships and High Plains Aquifer Partnerships.

ACCOUNT CODES 560000 – DEBT SERVICE

Current Year FY2027: $0
Budget Year FY2028: $0

ACCOUNT CODE 579900 – NON-EXPENSE ITEMS:

Current Year FY2027: $0
Budget Year FY2028: $0

Republican River Water Conservation Project – Nebraska Money Fund

Program Objective
The Lower Republican River basin has many competing needs for the limited water supplies: irrigation, recreation, wildlife areas, municipalities, industries and minimum desirable streamflow.

In 1943, the water supply of the Republican River valley was allocated among the three states. The Republican River is subject to an interstate compact entered into by Colorado, Nebraska, and Kansas. In 1985, Kansas began raising serious concerns about Nebraska's continued development and overuse of ground water in the Republican River Basin. In 1998, Kansas filed a motion for leave to file a bill of Complaint with the U.S. Supreme Court alleging that Nebraska was violating the compact, including groundwater that was connected to surface flows in the Basin. Over the years many users have had reduced water due to reduced supplies or regulation of Minimum Desirable Streamflow. In 2003, the Republican River Compact Administration adopted accounting procedures that included an extensive groundwater model. Nebraska exceeded its allocation during the water short years of 2005-2006, and also during the five-year time period that ended in 2007. Consequently, Kansas did not get its full allocation. The arbitration filed in 2009 agreed with Kansas that Nebraska had not complied with the compact. On February 24, 2015, the U.S. Supreme Court ordered Nebraska to pay Kansas $5.5 million.

Lower Republican River Compact Area

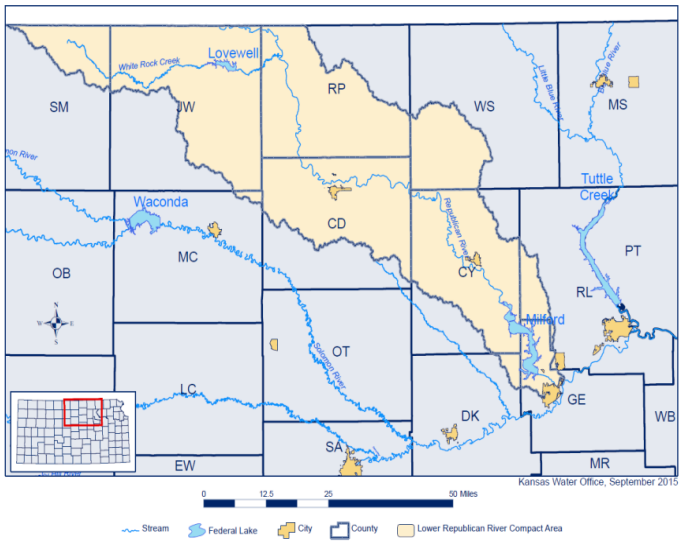

During the 2015 Legislature a provision was in acted in House Substitute for Senate Bill 112 Sec. 178.

SB 112 Sec. 178
The provision divides monies received from the state of Nebraska pursuant to the interstate litigation to be credited to the Republican River Water Conservation Projects – Nebraska moneys fund of the Kansas Water Office and the Interstate Water Litigation fund of the Attorney General. Near the end of the 2015 Legislative Session, the State of Nebraska approved a measure to pay Kansas $5.5 million as a result of the U.S. Supreme Court ruling on the Kansas v. Nebraska lawsuit regarding violations of the Republican River Compact. Funds were received from Nebraska on June 23rd, 2015. The Kansas Treasurer deposited these funds into two accounts in accordance with the budgetary proviso.

Fund/Account Designation	Agency	Amount
Republican River Water Conservation Project- Nebraska Money Fund	Kansas Water Office	$3,500,000
Interstate Water Litigation Water Litigation Reserve Account	Attorney General	$2,000,000
Total		**$5,500,000**

Republican River Water Conservation Project – Nebraska Money Fund cont.

Program Activities

The proviso also requires that the Director of the Kansas Water Office, in consultation with the local stakeholders in the basin, the Chief Engineer and the Secretary of Agriculture, shall expend such moneys in the Republican River water conservation projects – Nebraska moneys fund of the Kansas water office for water improvement projects in the Republican river basin as described in K.S.A. 2014 Supp. 82a-1804(g), and amendments thereto.
K.S.A. 82a-1804 (g) lists the type of projects that are eligible to be implemented with funds from the Republican River Water Conservation Projects-Nebraska Moneys Fund.

Projects can include:

(1) Efficiency improvements to canals or laterals managed and paid for by an irrigation district or projects to improve the operational efficiency of management of such canals or laterals.
(2) water use efficiency upgrades;
(3) implementation of water conservation of irrigation and other types of water uses;
(4) implementation of water management plans or actions by water rights holders;
(5) water measurement flumes, meters, gauges, data collection platforms or related monitoring equipment and upgrades;
(6) artificial recharge, funding a water transition assistance program; the purchase of water rights for stream recovery or aquifer restoration and cost share for state or federal conservation programs that save water;
(7) maintenance of the channel and the tributaries of the Republican river;
(8) reservoir maintenance or the purchase, lease, construction or other acquisition of existing or new storage space in reservoirs;
(9) purchase, lease or other acquisition of a water right; and
(10) expenses incurred to construct and operate off-stream storage.

Program Budget

Expenditures	FY2027 Budget	FY2028 Budget
Contractual	$800,000	$1,300,000
Total Expenditures	**$800,000**	**$1,300,000**

Republican River Water Conservation Project – Colorado Money Fund

Program Objective

The South Fork Republican River Basin in Northwest Kansas has historically not received the water to which it is entitled under the Republican River Compact due to overdevelopment in Colorado. In August of 2018, the states of Kansas and Colorado reached a settlement regarding past compact violations in Colorado. That agreement resulted in a transfer of $2 million in funds from Colorado to Kansas during Fiscal Year 2019.

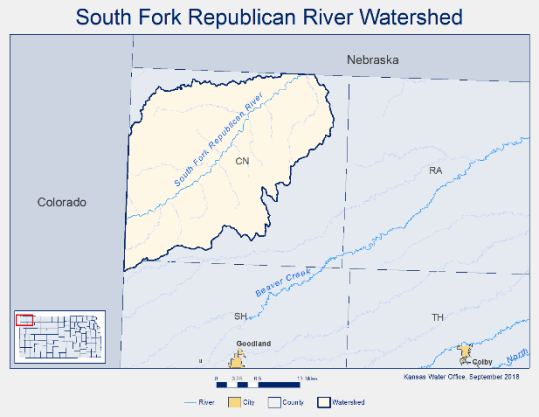

K.S.A. 82a-1804 (d) establishes the Republican River Water Conservation Projects — Colorado Moneys Fund to be administered by the director of the Kansas Water Office. Moneys received from Colorado will be deposited in this fund to be used in the Upper Republican River Basin. Paragraph 5 of the agreement signed by Governors and Attorneys General from both Kansas and Colorado states that "Kansas agrees to pursue a good faith effort to spend the $2 million paid . . . for the benefit of the South Fork of the Republican River within Kansas in maintaining compliance with the Compact and the FSS."

Program Activities

The Kansas Water Office and the Kansas Department of Agriculture have sought input from stakeholders within the region on the activities, which are allowed by state statute, will provide the most benefit to the region.

K.S.A. 82a-1804 (g) lists the type of projects that are eligible to be implemented with funds from the Republican River Water Conservation Projects-Colorado Moneys Fund. Projects can include:

(1) Efficiency improvements to canals or laterals managed and paid for by an irrigation district or projects to improve the operational efficiency of management of such canals or laterals.
(2) water use efficiency upgrades;
(3) implementation of water conservation of irrigation and other types of water uses;
(4) implementation of water management plans or actions by water rights holders;
(5) water measurement flumes, meters, gauges, data collection platforms or related monitoring equipment and upgrades;
(6) artificial recharge, funding a water transition assistance program; the purchase of water rights for stream recovery or aquifer restoration and cost share for state or federal conservation programs that save water;
(7) maintenance of the channel and the tributaries of the Republican river;
(8) reservoir maintenance or the purchase, lease, construction or other acquisition of existing or new storage space in reservoirs;
(9) purchase, lease or other acquisition of a water right; and
(10) expenses incurred to construct and operate off-stream storage.

Program Budget

Expenditures	FY2027 Budget	FY2028 Budget
Contractual	$500,000	$500,000
Total Expenditures	**$500,000**	**$500,000**

Water Planning and Implementation

State Water Plan Fund (SWPF)

The Kansas Water Authority (KWA) reviewed the agency and Regional Advisory Committee (RAC) requests on recommended projects for the SWPF for Fiscal Year 2028. KWA continues to focus funding to priority projects that are in the Kansas Water Plan as well as RAC goals and action plans. The following table shows the Kansas Water Authority recommendations for FY2028. The amounts reflect the funding for the Kansas Water Office. The Kansas Department of Health and Environment and Kansas Department of Agriculture will include their funding for the SWPF pertaining to their programs within their agency budgets.

Kansas Water Office State Water Plan Fund	FY2026 Actuals	FY2026 Carry Forward	FY2027 Approved w/pay plan	FY2027 Total Approved	FY2028 Base Budget	FY2028 KWA/Agency Base Budget Recs
Assessment and Evaluation	$ 3,097,154	$ 2,845	$ 1,231,255	$ 1,234,100	$ 1,231,255	$ 1,631,255
MOU-Storage Oper & Maint	$ 779,230	$ 114,453	$ 1,293,601	$ 1,408,054	$ 1,293,601	$ 918,362
Stream Gaging	$ 575,331	$ 123,377	$ 798,708	$ 922,085	$ 798,708	$ 698,708
Conservation Assist for Water Users	$ 375,000	$ 364,939	$ 500,000	$ 864,939	$ 500,000	$ 500,000
Reservoir and Water Quality Research	$ 577,288	$ 2,712	$ 500,000	$ 502,712	$ 500,000	$ 500,000
Water Quality Partnerships	$ 441,555	$ 1,773,335	$ 850,000	$ 2,623,335	$ 850,000	$ 850,000
KS Water Plan Education&Outreach	$ 348,175	$ 351,825	$ 400,000	$ 751,825	$ 400,000	$ 400,000
High Plains Aquifer Partnerships	$ 2,222,603	$ 1,277,397	$ 2,000,000	$ 3,277,397	$ 2,000,000	$ 2,000,000
Kansas Reservoir Protection Initiative	$ 10,933	$ 14,066	$ -	$ 14,066	$ -	$ -
Arbuckle Study	$ 300,000	$ -	$ 70,000	$ 70,000	$ 70,000	$ -
Water Planning & Project Development	$ 1,500,000	$ -	$ 1,230,000	$ 1,230,000	$ 1,230,000	$ 2,135,239
Independent Program Evaluation	$ -	$ -	$ 360,000	$ 360,000	$ 360,000	$ -
HB 2302	$ 650,090	$ 805,904	$ 858,024	$ 1,663,928	$ 858,024	$ 458,024
SUBTOTAL- KWO	**$ 10,877,359**	**$ 4,830,854**	**$ 10,091,588**	**$14,922,442**	**$ 10,091,588**	**$ 10,091,588**

Assessment and Evaluation (1110)

Program Objective
Provide the state water planning process with the background information necessary to understand water management issues and improve implementation of long-term solutions.

Program Activities
The Assessment and Evaluation funding line started in 1998 and has received some level of funding consistently since 2001. During the 1990's, and partially into the early 2000's, many individual studies were identified by appropriation within the SWPF. Nearly all Kansas Water Office study funds were rolled into the A&E funding line by FY 2006. By combining these funding activities, the agency can be more responsive to study needs and changing priorities. The following table shows the list of studies completed, underway, or planned from FY 2024 through FY 2027.

Project	Contractor/Cooperator
Kansas Water Plan Strategic Framework Development	Burns & McDonnell
Reservoir Modeling Support	Hazen & Sawyer Consulting
Reservoir Sedimentation Videography	MyBioFilms
Hydrosuction Unit Support	Sedimentation Institute
Reservoir Early Warning System via In-Lake Buoy Support	Kansas Biological Survey
Reservoir Sediment and Water Sampling	Kansas Biological Survey
Tuttle Creek Lake Water Injection Dredging (WID) Monitoring	Kansas Biological Survey
Airborne Electromagnetic Surveys for Aquifer Characterization	Kansas Geological Survey
Arbuckle Formation Monitoring Support	Kansas Geological Survey
High Plains Aquifer Index Wells	Kansas Geological Survey
High Plains Aquifer Modeling Maintenance	Kansas Geological Survey
Kansas River Alluvial Aquifer Modeling	Kansas Geological Survey
Reservoir Sediment Characterization and Analysis	Kansas Geological Survey
Tracking Groundwater Salinity Patterns for Water Management	Kansas Geological Survey
Irrigated Cattle and Dairy Feed and Forage Systems Study	Kansas State University
Kansas Mesonet	Kansas State University
Western Kansas Water Quality, Education and Practice Implementation	Kansas State University
Kanopolis Lake Baseline Downstream Water Quality and Geomorphology	University of Kansas
Neosho River Baseline and Reservoir Sediment Analysis	University of Kansas
Perry Lake Baseline Downstream Water Quality and Geomorphology	University of Kansas
Scenario Analysis for Kansas Reservoirs	University of Kansas
WID Physical Hydraulic Modeling	Bureau of Reclamation
Coffeyville Low Water Dam Assessment PAS Study	U.S. Army Corps of Engineers
Kansas River Reservoirs Flood and Sediment Watershed Study	U.S. Army Corps of Engineers
Kansas River Reservoirs Sediment Management PAS Study	U.S. Army Corps of Engineers
Kansas Water Plan Strategic Implementation PAS Study	U.S. Army Corps of Engineers
Kansas Water Sustainment PAS Study	U.S. Army Corps of Engineers
South Johnson County Regional Wastewater PAS Study	U.S. Army Corps of Engineers
Cheney Reservoir Bathymetric Survey	U.S. Geological Survey
Data Visualization App Development	U.S. Geological Survey
Kansas River Water Quality Study	U.S. Geological Survey
Neosho River Suspended Sediment Monitoring	U.S. Geological Survey
Reservoir Sediment Monitoring Network	U.S. Geological Survey
Stream Gaging Support	U.S. Geological Survey
Tuttle Creek Lake WID Monitoring	U.S. Geological Survey

Program Budget

Expenditures	FY2027 Approved	FY2027 Adjusted w/cf	FY2028 Allocation
Contractual	$1,231,255	$1,234,100	$1,631,255
Total Expenditures	**$1,231,255**	**$1,234,100**	**$1,631,255**

MOU – Operation and Maintenance (1150)

Program Objective
All of the contracts for state owned storage in U.S. Army Corps of Engineers (USACE) reservoirs used for water supply require the payment of a proportional amount of the operation and maintenance costs associated with the storage that is in service. Under the provisions of a 1985 memorandum of understanding (MOU) between the state and USACE, storage that had been reallocated from water quality to water supply could be purchased at the original cost of construction and original interest rates, a significant savings. Under the MOU provisions, the state was required to make a lump sum payment for the principal and interest. The 1993 Legislature directed the KWA to aggressively acquire all storage made available under the MOU. The purchased storage was also called into service, which requires a continuing operation and maintenance obligation on that storage. Some of the storage in the following reservoirs is not in use by either the Water Marketing or Water Assurance programs: Council Grove, Elk City, Marion, Melvern, Pomona, and Tuttle Creek. Additionally, some storage in Milford and Toronto is not in use by revenue generating programs and must be included as an obligation of the State Water Plan Fund. The State Water Plan Fund is also used to pay a portion of the operation and maintenance costs of water storage space in Cedar Bluff Reservoir, which is used for recreational purposes as well as artificial recharge of the Smoky Hill alluvium downstream from the reservoir.

Program Activities
The KWO continues to utilize MOU Storage Operations & Maintenance funds within the State Water Plan Fund to pay the annual operation and maintenance costs of water storage space in the following reservoirs in accordance with the associated water storage purchase agreements between the state of Kansas and USACE. The funding request is based on the anticipated costs communicated to the KWO by USACE for the noted fiscal year. Invoices are submitted to the KWO annually for payment.

O&M by Reservoir	FY2027	FY2028
Council Grove	$ 64,771	$ 180,542
Elk City	$ 27,468	$ 55,225
Marion	$ 403,928	$ 430,184
Melvern	$ 143,736	$ 156,866
Milford	$ 60,969	$ 47,959
Pomona	$ 273,205	$ 311,449
Toronto	$ 2,199	$ 1,235
Tuttle Creek	$ 63,972	$ 39,707
Cedar Bluff	$ 33,000	$ 30,000
Total O&M	**$1,073,249**	**$1,253,167**

Program Accomplishments
Payment to USACE for the state's contractual operation and maintenance obligation ensures water storage space is available to meet future growth.

Program Budget

Expenditures	FY2027 Approved	FY2027 Adjusted w/cf	FY2028 Allocation
Contractual	$1,293,601	$1,408,054	$918,362
Total Expenditures	**$1,293,601**	**$1,408,054**	**$918,362**

Stream Gaging (1190)

Program Objective
Support the continuous monitoring of stream flows on key streams and rivers in Kansas. The information serves multiple purposes, public and private entities, and the general public.

The Kansas Water Office contracts with the U.S. Geological Survey (USGS) to operate a network of stream gages in Kansas that have been collecting data for more than 100 years. These streamflow stations, in combination with reservoir level stations supported by other USGS funding partners, continue to provide real time data for streamflow and lake conditions. These data are used in making operational decisions regarding water rights; minimum desirable stream flows; flood monitoring; reservoir management; and water quality monitoring and analysis. In addition, this information is used to help operate the Water Marketing, Water Assurance, and Water Access programs.

Program Activities
Contracted with USGS in FY2027 to operate 66 continuous record stations (including 63 surface water and 3 ground water stations) at locations across the state and provide access to USGS data via the Internet through the USGS National Water Information System (NWIS).

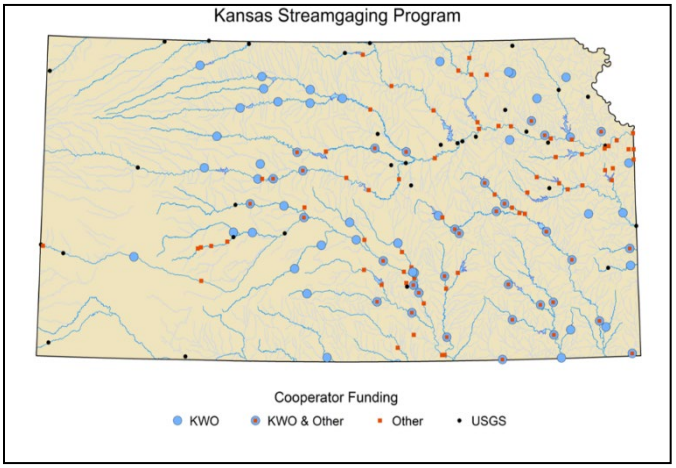

Recent Accomplishments
Stream gages provide near real-time information about stream and river conditions across the state of Kansas. This information is used on a daily basis by numerous local, state and federal agencies and research entities to plan, protect and conserve water resources.

Program Budget

Expenditures	FY2027 Approved	FY2027 Adjusted w/cf	FY2028 Allocation
Contractual	$798,708	$922,085	$698,708
Total Expenditures	**$798,708**	**$922,085**	**$698,708**

Additional Funding Resources
The Kansas Water Office, in partnership with USGS, contributes money to the cost of operations of the stream gages. Other federal, state, and local agencies contribute cooperative funding, as do some private entities. There are a number of gages that are fully supported by the USGS and cooperatively by other entities.

Conservation Assistance for Water Users (1200)

Program Objectives

- Provide funding for the Conservation Assistance for Water Users program, which provides on-site technical assistance to municipalities (cities and rural water districts). The intent of the program is to improve the operations and maintenance of public water supply systems (PWS), as well as water conservation planning and emergency response.
- Provide funding support for development of a municipal water conservation incentive pilot program.

Per K.S.A 82a-2101, not less than 15% of the Clean Drinking Water Fee shall be used for technical assistance to water users to aid such systems in conforming to responsible management practices and complying with regulations of the United States Environmental Protection Agency (EPA) and rules and regulations of the Kansas Department of Health and Environment (KDHE).

Program Activities

The Kansas Water Office (KWO) is charged by statute to provide technical assistance for water users required to adopt and implement conservation plans and practices (K.S.A. 82a-733 et seq.). On-site technical assistance is provided by contract with the Kansas Rural Water Association (KRWA). Assistance is available to PWS personnel on operations, maintenance, finance, management, regulatory requirements, water quality and public health concerns and/or other critical issues. Assistance is prioritized based on severity of the problem and as time and resources permit. All technical assistance activities are logged and reimbursed on a time and expenses basis. Funding from this program would support establishment of a municipal water conservation incentive pilot program to help promote and expand municipal water conservation efforts across Kansas.

Program Budget

Expenditures	FY2027 Approved	FY2027 Adjusted w/cf	FY2028 Allocation
Contractual	$500,000	$864,939	$500,000
Total Expenditures	**$500,000**	**$864,939**	**$500,000**

Reservoir and Water Quality Research (1275)

Program Objective

Continued coordination and support for reservoir and water quality-related data collection, analysis, and research to address priorities and needs identified in the Kansas Water Plan. A call for research proposals is distributed across Kansas' research community, and projects are evaluated and selected in coordination with representatives from the Kansas Water Office, Kansas Water Authority, Kansas Department of Agriculture, and Kansas Department of Health and Environment.

Program Activities

- Develop research towards a new low-cost water purification system to mitigate nitrate contamination in drinking water for small communities using capacitive deionization (CDI), a regenerable electrical technology, ideal for household use.
- Characterization of geomorphic and water quality responses to in-channel floodplain benches and reconnecting former floodplains. This will help identify solutions to mitigate excessive sediment loads from unstable stream channels linked to surface water quality and availability.
- Monitor downstream from Water Injection Dredging (WID) operations at Tuttle Creek Lake across a range of sediment mobilization conditions to generate a comparative understanding of natural versus engineered sediment disturbance and its downstream water quality consequences. Findings will inform adaptive management decisions for Tuttle Creek and provide a transferable monitoring framework for sediment-impaired reservoirs across the Great Plains.
- Analysis comparing a no-action baseline with action alternatives for managing data center water use in Kansas including air cooling, hybrid cooling, two-phase immersion cooling, closed-loop systems, treated wastewater reuse, on-site treatment before discharge, discharge management, monitoring requirements, and siting restrictions in water-stressed areas. Findings will produce implementable recommendations that support conservation, protect water quality, and preserve economic competitiveness.
- Assess the effectiveness of recently installed low-technology, natural techniques (beaver-dam analogs and cedar tree revetments) for reducing watershed sediment loads to downstream reservoirs and the potential downstream destabilizing effects of streambank stabilization projects.
- Collection and analysis of sediment cores taken from Kansas reservoirs on a rotating basis. The cores serve as a layered timeline of sedimentation and harmful algal bloom (HAB) events, indicator of historical water quality, and measure of infill thickness.
- Collection of reservoir sediment and samples from various sources throughout the upstream watershed to trace dominant sources of sediment at federal reservoirs. The data and analysis will be compiled in a statewide inventory, improve understanding of systemic sedimentation drivers in each watershed, and help identify the sediment management practices best suited to each reservoir and watershed.
- Data collection, modeling, and analysis to evaluate the effectiveness of agricultural BMPs at reducing sedimentation at a regional scale under current and future climatic conditions.

Program Budget

Expenditures	FY2027 Approved	FY2027 Adjusted w/cf	FY2028 Allocation
Contractual	$500,000	$502,712	$500,000
Total Expenditures	**$500,000**	**$502,712**	**$500,000**

Water Quality Partnerships (1280)

Program Objectives

- Provide increased funding for leveraging partnership opportunities that support overall efforts to improve our state's water quality.
- Enhance watershed conservation practice implementation benefiting surface and groundwater quality.
- Development of new partnerships and enhancement of existing partnership to facilitate enhanced watershed conservation practice implementation with a goal of improving Kansas water quality.

Program Activities

- Leverage partner resources with other state, federal, local and private technical/financial resources to enhance watershed conservation practice implementation and monitoring within priority areas of Kansas experiencing surface and/or groundwater quality issues.
- Collaborate with partners to hold stakeholder-focused meetings within priority areas to increase awareness on water quality issues and the resources available to assist with conservation practice implementation.
- Collaborate with partners to identify additional leveraging opportunities for which State Water Plan Fund resources could be utilized to advance Kansas Water Plan implementation efforts focusing on water quality. This includes, but is not limited to, current and potential future Regional Conservation Partnership Program (RCPP) projects, the Arkansas River Basin in areas of the state with priority water quality issues.
    - *KWO's State Water Plan Fund (SWPF) project contribution amount of nearly $750,000 is used to leverage over $2.8 million in federal funding support from NRCS for the Milford Lake Watershed RCPP project.*

Program Budget

Expenditures	FY2027 Approved	FY2027 Adjusted w/cf	FY2028 Allocation
Other Assistance	$850,000	$2,623,335	$850,000
Total Expenditures	**$850,000**	**$2,623,335**	**$850,000**

Additional Funding Resources

Further financial support for partnership efforts could include, but is not exclusively limited to, the federal government, other state agencies, groundwater management districts, local municipalities/utilities, agricultural advocacy/commodity groups and non-profit organizations.

KS Water Plan Education & Outreach Strategy (1281)

Program Objective
To implement an education plan that builds upon existing efforts and leads to the development of new statewide programs that focus on water resources for all ages. The ultimate goal is to raise awareness of water issues within the state and increase the knowledge of those working within water-related careers.

Proposed Activities
The activities proposed within this section are identified in the "Increase Awareness of Kansas Water Resources" Guiding Principle of the Kansas Water Plan. This Guiding Principle, and the included action items, were created and approved through public input involving state and federal entities, Regional Advisory Committee members and any other Kansans who found value in participating in drafting this Guiding Principle, as well as members of varying education sectors.

- **Regional & statewide engagement** — Hold FY2028 regional hub meetings with partner agencies and educators; coordinate RAC-supported field days; build toward a statewide water education summit.
- **Public outreach & awareness** — Continue Kansas Water Day and other public programs; share statewide groundwater, surface water, water quality, and storage updates through education programs and social media.
- **Curriculum & educator resources** — Develop and implement Kansas water-related curriculum; support educator workshops and conferences; showcase new KWO online tools and resources.
- **Community engagement projects** — Advance the Medicine Lodge Hydro-caching scavenger hunt with the Red Hills RAC and refine the model for replication statewide.
- **Higher education & workforce development** — Evaluate higher-ed water programs; strengthen university-industry-agency collaboration; host topical workshops; support water-career pathways and immersion events; develop an adult water leadership program.
- **Applied tools & water-use training** — Develop an online water availability tool and a statewide education/training strategy to improve water use across all sectors.

Program Accomplishments
- **Expanded statewide water education** through workshops, festivals, classrooms, media, and major events such as Kansas Water Day at the Capitol, reaching Kansans of all ages and doubling youth participation.
- **Developed and shared new education tools** including the Public Water Systems and Their Sources app, a new KWO education website section, and curated K-12 water curriculum resources distributed to educators and partners.
- **Strengthened partnerships and regional initiatives** by collaborating with KSDE, RACs, state agencies, and NGOs to advance conservation education, plan field days, develop public projects, and support Kansas Water Plan education goals.
- **Advanced workforce and leadership development** through intern training, planning career immersion events for students, and continued development of the Kansas Water Leadership Program for decision-makers.

Program Budget

Expenditures	FY2027 Approved	FY2027 Adjusted w/cf	FY2028 Allocation
Contractual	$400,000	$751,825	$400,000
Total Expenditures	**$400,000**	**$751,825**	**$400,000**

High Plains Aquifer Partnerships (1282)

Program Objectives

- Provide increased funding for leveraging partnership opportunities that support overall state efforts to conserve and extend the High Plains Aquifer in Kansas.
- Enhance and showcase conservation efforts which benefit the overall viability of the High Plains Aquifer for multiple water use groups (i.e. irrigation water use, dairies and feed yards, municipalities & utilities).
- Development of new partnerships to demonstrate practices, tools & technologies that promote water conservation in the High Plains Aquifer Region of Kansas.
- Further develop irrigator education opportunities and establish farmer peer groups in an effort to promote cultural adoption of long-term water conservation.

Program Activities

- Provide continued support for the Water Innovation Systems and Education (WISE) Initiative through modified water conservation demonstration framework at KWO.
- Provide continued support for the Certified Irrigation System Assessment (CISA) program through continued training, certification and technical support of state cost-share programs.
- Provide partnership support for the Kansas Water Stewardship Program Regional Conservation Partnership Program (KWSP-RCPP) project which supports conservation of groundwater resources across the High Plains Aquifer in Kansas.
- Provide continued support for partnerships that focus on conservation-oriented education for irrigators, dairies and feed yards, municipalities and utilities.

Program Accomplishments

- **WISE Initiative impact** — Demonstrated water-saving tools, technologies, and practices across western Kansas for irrigators, livestock operators, and municipal/industrial users.
- **SWPF-supported demonstrations** — Highlighted conservation and reclamation strategies that improve efficiency and reduce water loss.
- **CISA program creation** — Established certified staff to assess irrigation systems and identify improvements that maintain economic viability.
- **Cost-share integration** — Linked assessments to state programs like ITI to help producers correct losses and upgrade systems.

Program Budget

Expenditures	FY2027 Approved	FY2027 Adjusted w/cf	FY2028 Allocation
Contractual	$50,000	$100,000	$100,000
Other Assistance	$1,950,000	$3,177,397	$1,900,000
Total Expenditures	**$2,000,000**	**$3,277,397**	**$2,000,000**

Additional Funding Resources

Further financial support for partnership efforts could include, but is not exclusively limited to the federal government, other state agencies, groundwater management districts, local municipal utilities, agricultural advocacy/commodity groups, and non-profit organizations.

Arbuckle Study (1289)

Program Objective

The Arbuckle formation is a resource heavily relied upon by a range of industries and municipalities in Kansas for fluid-waste disposal, oil production, storage, and fresh water. Historical disposal of fluids in the Arbuckle has been at sustainable to moderate rates. However, yearly tests of Class-I disposal wells indicate that pressure and static fluid levels have risen in the Arbuckle, particularly in south-central Kansas, decreasing the storage capacity, and therefore life expectancy, of the disposal receptacle and increasing pore pressure on deeper, connected rock formations. Recent elevated rates of fluid deposited in the Arbuckle have been associated with, and the likely catalyst for, the significant increase in seismicity in south-central Kansas since 2013. Additionally, if static fluid levels in the Arbuckle continue to rise, there is potential for them to exceed the basal depth of shallow aquifers in some critical areas. Unanticipated or unknown hydrologic conduits could thus threaten these aquifers. The goal of the Arbuckle Study Group is to increase understanding of the storage capabilities of the Arbuckle and impacts of disposal activities, providing critical information to ensure that the resource is managed properly.

Program Activities

The Kansas Water Office (KWO) was directed to facilitate a stakeholder group focused on initiating a study of the Arbuckle formation to address fundamental data needs to characterize the storage capabilities of the Arbuckle. As part of that effort, the Kansas Geological Survey (KGS) began a preliminary study in 2021 to determine the accuracy and functionality of various measurement techniques for a future Arbuckle monitoring network by collecting static fluid level (SFL), density, and bottom-hole pressure (BHP) measurements at disposal wells that could be part of a longer-term, expanded monitoring network. Issues related to securing access to Class II wells suitable for data collection caused delays from the original timeline, but the KGS completed the feasibility study in 2024. Work since has emphasized continued data collection, analysis, and expansion of the monitoring network.

Recent Accomplishments

The KWO has contracted with the KGS for installation of three monitoring wells to fill critical data gaps. The KGS has identified and obtained approval for property access to install the wells at locations in Harvey, Kingman, and Harper Counties that will serve as foundational, long-term monitoring sites in the Arbuckle Aquifer Monitoring Well Network. The KGS has signed an MOU with KDHE and is in the final stages of getting regulatory approval to proceed with drilling the wells, at which point the drilling will go out for bid. Installation of the three monitoring wells is anticipated to occur later this year. The KGS also received and analyzed Arbuckle fluid data from 19 wells in FY26 to be included in the FY27 report.

Proposed Activities

- Install and collect data from three new monitoring wells in Harvey, Kingman, and Harper Counties.
- Continue pursuing data collection (SFL, BHP, and density) in additional Class II wells, and revisit previously measured wells, as possible and necessary, to update SFL, BHP, and density datasets.
- Analyze data from measurements made in Class I and Class II wells to identify wells best suited to include in an Arbuckle well network for long-term monitoring.
- Evaluate the data collected and compile study findings in an annual report.

Program Budget

Expenditures	FY2027 Approved	FY2027 Adjusted w/cf	FY2028 Allocation
Contractual	$70,000	$70,000	$0
Total Expenditures	**$70,000**	**$70,000**	**$0**

Water Planning & Project Development (1291)

Program Objective
Long-term regional water planning is necessary to optimize management of water resources, identify potential vulnerabilities, evaluate funding needs, target funding use for maximum benefit, and ensure sufficient water supply for future generations. Regional water planning efforts include compilation of existing information to perform data and gap analysis, updates to existing water supply and demand projections, water quality assessments, and development of recommended water management strategies that culminate in a long-term plan for water security in the region.

To complete the process, data compilation and modeling are used to evaluate existing conditions, update projections, and determine the greatest vulnerabilities in the region. Alternative model scenarios based on recommended solutions in existing resources (e.g. Kansas Water Plan, RAC Goals and Action Plans, Strategic Implementation Framework) and additional strategies proposed by the planning entity and regional stakeholders are used to identify projects of greatest value and determine the most effective water management strategies for ensuring long-term regional water security. Prioritized project lists with cost estimates will help define the funding needed to implement water management solutions. As additional regions complete the planning process, priorities will be compared across regions to help inform statewide priorities and funding needs. Regional planning is intended to be iterative and include stakeholder feedback to ensure that recommendations and priorities stay relevant.

Recent Accomplishments
- Regional planning efforts by HDR for the Upper Republican and Verdigris regions are in the final stages of development and will be completed in Fall 2026.
- A regional planning effort by Burns and McDonnell for the Equus-Walnut region has been initiated and will be completed in 2027.
- The Kansas Geological Survey was contracted to support groundwater modeling for the regional planning efforts.
- Hazen & Sawyer was contracted to support surface water modeling for the regional planning efforts.

Proposed Activities
- Distribute the Upper Republican and Verdigris regional plans to key stakeholders and incorporate recommendations into the state's funding and implementation approach.
- Complete the Equus-Walnut regional plan.
- Initiate regional planning for 2-3 additional regions, depending on bid costs and funding availability.

Program Budget

Expenditures	FY2027 Approved	FY2027 Adjusted w/cf	FY2028 Allocation
Contractual	$1,230,000	$1,230,000	$2,135,239
Total Expenditures	**$1,230,000**	**$1,230,000**	**$2,135,239**

HB2302 Grants (1300)

Program Objectives

Support administration and implementation of the State Water Infrastructure Grant Program. In 2023, Governor Laura Kelly and the Kansas Legislature, through Sen. Sub. for HB 2302, increased the amount of state funding for the State Water Plan Fund (SWPF). Its provisions included the creation of two new water-related grant funds: the Technical Assistance Grant Fund and the Water Projects Grant Fund. These funds comprise the State Water Infrastructure Grant Program. The two grant funds serve to help identified Kansas entities to obtain the up-front technical assistance and the on-the-ground actions needed to address various water quantity and quality needs. The two funds are generally directed to supporting water-related infrastructure activities. In 2026, the Kansas Legislature passed HB 2462 which amended the eligibility criteria, scoring categories, and administration of the two grant funds.

Program Activities

- Agency staff manage all pre-award and post-award activities, including applicant support, compliance tracking, and grant execution.
- External evaluators conduct an impartial assessment of all submitted applications to ensure fairness and alignment with program criteria.
- Qualified technical experts review application materials to validate feasibility, methodology, and proposed outcomes.
- Independent reviewers provide technical evaluation of active and completed projects to confirm performance, verify deliverables, and support continuous improvement.

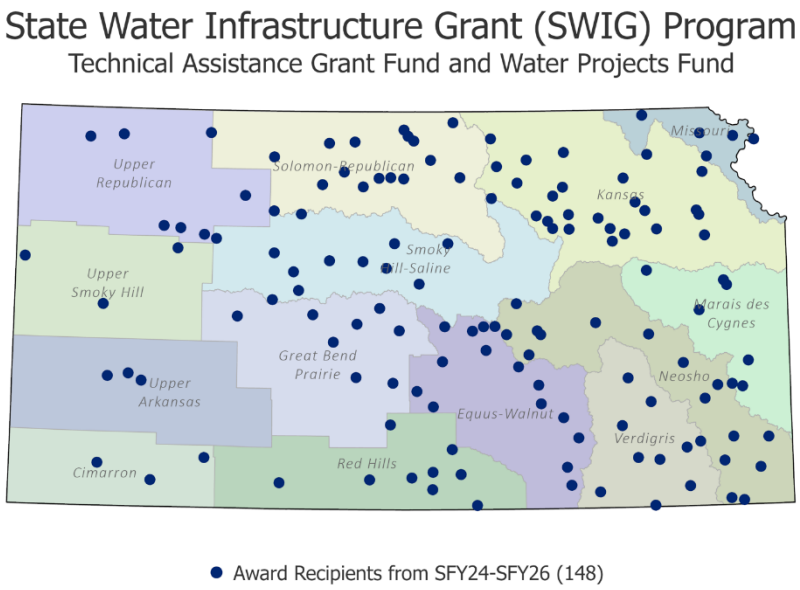

Program Budget

Expenditures	FY2027 Approved	FY2027 Adjusted w/cf	FY2028 Allocation
Contractual	$858,024	$1,663,928	$458,024
Total Expenditures	**$858,024**	**$1,663,928**	**$458,024**

Kansas Water Office

Public Water Supply Program

The Kansas Water Office (KWO) administers certain water supply programs to ensure an adequate supply of water for Kansans receiving water from state owned storage in federal and state reservoirs. These programs include: The Water Marketing Program, the Water Assurance Program, Lower Smoky Hill Access District and the public water supply component of the Multipurpose Small Lakes Program. In addition, State Water Plan Funds are used to pay for operation and maintenance (O&M) of water supply storage purchased from the U.S. Army Corps of Engineers for which there is no active user.

KWO has developed the Public Water Supply Program Comprehensive Capital Development (CCDP) Plan in order to account for all revenue and expenses related to the State's public water supply storage. The 2017 CCDP was approved in May 2017 by the Kansas Water Authority. The KWO is currently in the process of updating this plan. The plan identifies short-term and long-term needs associated with state-owned storage supply, outlines a debt pay down schedule, and identifies high priority Reservoir Protection and Restoration Projects. The CCDP is included in its entirety as part of the Budget Submission in order to provide additional detail regarding the Public Water Supply Program.

The Public Water Supply Program Manager and supporting program staff provide direct support for the Public Water Supply Program. The aforementioned program positions are 100% funded by the Public Water Supply program (62200) and provide the technical, operational, and contract management functions of the Water Marketing, Water Assurance, and Access District programs. In addition, the Director, Assistant Director, Chief Financial Officer, and two administrative staff also provide agency support to operate and administer the public water supply programs for a total of 9.5 FTE's and 0.5 non-FTE which are funded by the Water Marketing fund.

SALARIES AND WAGES: A total of 9.5 FTE positions, 0.5 non-FTE position are budgeted to be funded by the Water Marketing Program.

Current Year FY2027: $1,238,263 - Salaries for 10 FTE positions, 0.5 non-FTE position, and increased benefit costs are included in the FY2026 budget.

Budget Year FY2028: $1,302,966 - Salaries for 9.5 FTE positions, .5 non-FTE position, and increased benefit costs are included in the FY2027 budget.

CONTRACTUAL SERVICES: Total contractual expenditures in the Water Marketing, Water Assurance and Lower Smoky Hill Water Supply Access programs include a portion of basic agency operations such as communications, rent, travel, information technology and printing, as well as contractual services to cover the costs for operation and maintenance, protection and restoration of water storage space purchased in federal lakes from the U.S. Army Corps of Engineers.

Current Year FY2027: $9,791,119 - This amount includes the costs for operation and maintenance, protection and restoration of water storage space purchased in federal lakes from the U.S. Army Corps of Engineers.

Budget Year FY2028: $11,411,261 - This amount includes the costs for operation and maintenance, protection and restoration of water storage space purchased in federal lakes from the U.S. Army Corps of Engineers.

Public Water Supply Program

ACCOUNT CODES 530000-539999 COMMODITIES: Total commodities expenditures in Water Marketing include office supplies and fuel for state and rental vehicles.

Current Year FY2027: $7,000 - Operating expenses associated with office supplies and fuel.

Budget Year FY2028: $10,000 - Operating expenses associated with office supplies and fuel.

ACCOUNT CODES 540000-549999 – CAPITAL OUTLAY: Total capital outlay expenditures in Water Marketing include network software with a portion of ARCGIS/ESRI, data storage back-up, office/computer related materials.

Current Year FY2027: $6,800 - Operating expenses associated with software and computer related materials.

Budget Year FY2028: $7,000 - Operating expenses associated with software and computer related materials.

ACCOUNT CODES 560000 – DEBT SERVICE

Current Year FY2027: $0

Budget Year FY2028: $0

Kansas
Water Office

Public Water Supply Program
Comprehensive Capital Development Plan
2017



Approved by the Kansas Water Authority
May 18, 2017

900 SW Jackson Street, Topeka, KS 66612 - (785) 296-3185 - www.kwo.org

TABLE OF CONTENTS

EXECUTIVE SUMMARY

SECTION 1 - OVERVIEW
- Funding Sources
- Public Water Supply Program Budget Overview Summary

SECTION 2 - EXPENDITURES
- Principal and Interest
- Operation and Maintenance
- Reservoir Protection & Restoration

SECTION 3 - REVENUE
- Projected Annual Water Marketing Program Water Use
- Revenue from Capped Contract Water Sales
- Revenue from Administration and Enforcement
- Revenue from Operational Reserve Transfer
- Revenue from State Water Plan Fund
- Revenue from Water Assurance Fund
- Revenue from Access District

SECTION 4 – FUTURE USE STORAGE
- Future Use Storage - Call Schedule
- Unfunded Liability - Perry and Milford Reservoirs Future Use Storage

SECTION 5 - WATER MARKETING RATE
- Program Funding Needs
- Specific Use Accounts
- Variable Rate for Marketing Contracts
- Projected Debt Paydown Schedule

SECTION 6 - PROTECTION & RESTORATION ACTIVITIES
- Revenue for Master Plan PWS Capital Fund
- Current List of Reservoir P&R Projects

SECTION 7 - FUTURE ADDITIONS TO PLAN
- Payment breakdown at Milford & Perry – WQ pool increase
- Total Reservoir P&R Costs in State

APPENDIX A - PWS Program Comprehensive Capital Development Plan Budget Overview

APPENDIX B - PWS Program Budget Tables

EXECUTIVE SUMMARY

The Kansas Water Office (KWO) operates the Kansas Water Marketing and Water Assurance programs as part of its Public Water Supply Program. Pursuant to K.S.A. 82a-1308, the KWO has continued to update and publish the *Water Marketing Capital Development and Storage Maintenance Plan*. The purpose of this plan is to provide for the long-term planning of future Water Marketing Program needs, including acquisition of all the water supply storage under federal contracts, potential new storage development and protection and restoration of the storage owned by the State. Since 2017, this plan has only included the revenues and expenditures of the marketing program.

KWO has developed the Public Water Supply Program Comprehensive Capital Development (CCDP) Plan in order to account for all revenue and expenses related to the State's public water supply storage. The CCDP interconnects additional funding sources related to state-owned public water supply (PWS) storage, including the Water Assurance Program and State Water Plan funds specifically tied to PWS storage, as included herein. The CCDP also includes a detailed breakdown of the specific funding sources and amounts currently tied to each separate Kansas federal reservoir.

As part the Reservoir Roadmap completed in 2010 by the KWO, the 2014 State Water Plan, as well as the Vision for the Future of Water Supply in Kansas, the development of long-term plans for securing, protecting, and restoring Kansas water supplies into the future was highlighted as a major need in Kansas. The specific challenges to managing reservoir water supplies include protecting the reservoir storage by decreasing sedimentation, restoring storage lost to sedimentation at key reservoirs, and identifying a method to pay for unfunded storage and operation and maintenance costs.

The 2013 *Water Marketing Capital Development and Storage Maintenance Plan* for the first time included recommendations for expenditures related to reservoir restoration at John Redmond Reservoir. As the reservoirs containing state-owned storage supply continue to age, the need to identify specific projects and funding for reservoir protection and restoration projects continues to grow. The primary purpose of the CCDP is to serve as an enhanced planning tool to identify specific sources of revenue for Reservoir Protection and Restoration (P&R) activities. Potential benefits for these activities extend beyond the water marketing program users, and thus, the CCDP helps to identify additional sources of funding for P&R project implementation.

An additional purpose of the CCDP is to promote project planning and communication of funding needs for projects that will have the greatest benefit to the PWS program. The CCDP includes a shorter-term plan to utilize projected program revenues for identified high priority P&R projects. The KWO is currently working to develop a "Master Plan" that will include additional detail related to the P&R activities planned under the CCDP based on the specific funding amounts and prioritized projects.

SECTION 1 - OVERVIEW

The Public Water Supply Program Comprehensive Capital Development (CCDP) Plan includes all funding sources and expenditures related to the acquisition, operation, maintenance, protection and restoration of the state-owned surface water supply storage. Kansas has contracts with the Corps for purchase of water supply storage in fourteen (14) reservoirs; twelve (12) of those have storage currently committed to, and being paid for by, the customers of the Water Marketing Program, eight (8) of the reservoirs have storage that has been sold to Assurance Districts for district members, and five (5) of the reservoirs have Future Use storage that has been purchased by the State, but has not yet been called into service.

The table below includes the breakdown by reservoir of the Water Supply Storage. The storage amounts in the table, in acre-feet, are based on those included in KWO's "*Surplus Water Available in Water Marketing Program Lakes Calendar Year 2017*", and take into account annual sedimentation rate at each reservoir.

	Water Supply Storage (2017)					
	Water Quality/Other	Water Marketing	Water Assurance	Access District	Reserve Capacity	Future Use
Big Hill		8,074				14,479
Clinton	22,341	56,433				37,583
Council Grove	9,591	18,374	6,262		8,081	
Elk City	4,955	20,219			10,020	
Hillsdale	16,794	18,791				40,543
John Redmond	15,054	43,646	4,500			
Kanopolis	23,782	10,448		10,305		
Marion	28,616	36,503	343		14,292	
Melvern	97,413	14,719	10,660		25,884	
Milford		56,974	67,160			242,260
Perry			32,030			160,113
Pomona	13,779	801	12,457		25,679	
Toronto		400				
Tuttle Creek	135,698		77,919		16,301	
Total	**368,023**	**285,382**	**211,331**	**10,305**	**100,257**	**494,978**

Reservoir Storage Pools

As noted in the table above, each of the water supply reservoirs are separated into different components, or pools, based on the designated use of the storage. Definitions of each of the storage pool designations are included herein. Also, as an example, the chart on the following page has been included to indicate the current percentage breakdown of the storage pools in Council Grove Lake.

Water Quality/Other

The Water Quality pool is utilized to make established minimum releases intended to maintain flow in the stream below the lake. The Corps retains ownership of this storage. The Other pool includes storage that has been contracted by the Corps to a local water supplier and storage that has, like the Water Quality pool, been retained by the Corps. Since the State does not own either of these pools, for the purposes of the CCDP, these two pools are grouped together herein.

Water Marketing
This storage pool is owned by the State through contract with the Corps, and is utilized to serve the long-term needs of municipal and industrial users who have marketing contracts with KWO.

Water Assurance
This storage pool has been purchased from the State by an assurance district to provide district members (municipal and industrial water right holders on mainstem rivers below federal reservoirs) with an assurance of a water supply during times of low natural flow. Releases are made by the Corps as prescribed in operations agreements with KWO and each assurance district.

Access District
This storage pool has been purchased by the Access District in accordance with the purchase contract between the KWO and the Access District. The water supply storage purchased by the Access District can supplement downstream flows to provide the ability for Access District members to make use of their reasonable and justified authorized quantities under their water rights through drought conditions.

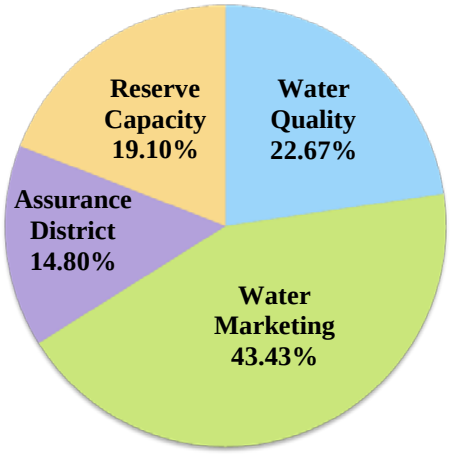

Figure 1. Reservoir Storage Pool Breakdown for Council Grove Lake

Reserve Capacity
The Reserve Capacity pool is storage within the water supply pool that has been purchased and called into service by the State, but is not contracted to marketing or assurance customers.

Future Use
Future Use storage is considered storage that is not currently in service. Some of the water supply contracts between the Corps and the KWO allow the State to defer payments on the storage until the storage is needed. The Corps retains ownership of Future Use storage until the State calls it into service. As shown in the table on Page 4, there are currently five (5) reservoirs containing Future Use storage.

FUNDING SOURCES

The CCDP interconnects all funding sources related to state-owned public water supply storage. For the purposes of this plan, the following funding sources are represented as part of the comprehensive plan and are further described herein: State Water Plan Fund, Water Marketing Fund, Water Assurance Fund, and Access District Fund.

State Water Plan Fund

The State Water Plan Fund (SWPF) was created by the 1989 Legislature to provide a permanent, dedicated and stable source of funding for water-related programs and projects identified in the Kansas Water Plan. The statutory authorization for the SWPF is K.S.A. 82a-951, and actual allocations of funds are made by the Legislature on an annual basis. The fund includes a mix of fees, State General Fund (SGF) and demand transfers provided annually to finance projects and programs to implement the State Water Plan. Beginning in 2006, an annual transfer from the SGF in the amount of $6,000,000 was made to the SWPF for water-related projects, along with an additional transfer of $2,000,000 from the Economic Development Initiatives Fund (EDIF). These transfers to the SWPF have not been made in full since 2008.

A number of water-related agencies receive funding from the SWPF. Requests for funding from the SWPF are made by agencies through the budget process and are coordinated by the Kansas Water Office. These requests are reviewed by the Kansas Water Authority, which recommends funding levels to the Governor and the Legislature.

Water Marketing Fund

The Water Marketing Fund receives money from revenue collected on water supplied under contracts with public water suppliers and industries from state-owned storage in federal reservoirs. Over half of the state's population is served directly or indirectly by Water Marketing contracts. The majority of the revenue is received in January and February of each year, and is used to pay the Corps of Engineers for the principal and interest costs associated with storage construction and operation and maintenance costs of the reservoirs. The majority of the expenditures are paid in September and October of each year.

A portion of the Water Marketing fund is also utilized to pay the costs associated with the State's administration and enforcement of the program. In addition, funds are transferred into the Water Marketing Fund from the Water Assurance Fund and the Access District Fund to cover the associated portion of the administrative costs, as described herein.

Water Assurance Fund

The Water Assurance Fund receives money from three water assurance districts. The purpose of the Water Assurance Program is to allow for coordinated operation of water storage space in federal reservoirs to satisfy downstream municipal and industrial water rights during drought conditions. Water right holders are therefore assured to receive enhanced flow during times of drought while the state operates the reservoirs in a basin as a system for increased efficiency in water delivery.

The districts are charged for the costs incurred by the State for both principal and interest associated with storage construction and operation and maintenance of the storage dedicated to the use of the districts. Payments from the assurance districts are passed through to the Corps of Engineers for principal and interest and operation and maintenance costs. In addition, the districts are charged for the cost to administer and enforce the program. These funds are transferred to the Water Marketing Fund to cover a portion of the cost of positions funded by the Water Marketing Fund. A small amount is also transferred to the SGF to repay Kansas Department of Agriculture for the Division of Water Resource's costs to assist with the program's administration.

Access District Fund

The Access District Fund receives money from the Lower Smoky Hill Water Supply Access District. In 2011, legislation was passed for the Lower Smoky Hill Water Supply Access Program (K.S.A 82a-2301 et seq., as amended), which was a step toward drought contingency for surface water users below Kanopolis Reservoir. The legislation allowed surface water right holders below Kanopolis Reservoir and the City of Salina to voluntarily join together to obtain storage in the lake to cover the desired portion of their authorized water right quantities.

In 2016, the Lower Smoky Hill Water Supply Access District was formed, and the Access District purchased a portion of the water supply pool from Kanopolis Reservoir through a lump sum payment to the State in accordance with the purchase contract between the KWO and the Access District. The water supply storage in Kanopolis purchased by the Access District can be utilized to supplement the Smoky Hill River streamflow to

provide the ability for Access District members to make use of their reasonable and justified authorized quantities under their water rights through drought conditions.

The Access District is charged for the cost incurred by the State for operation and maintenance of the portion of storage dedicated to the use of the district. Payments from the Access District are passed through to the Corps of Engineers for operation and maintenance costs. In addition, the Access District is charged for the cost to administer and enforce the program. These funds are transferred to the Water Marketing Fund to cover a portion of the cost of positions funded by the Water Marketing Fund.

PUBLIC WATER SUPPLY PROGRAM BUDGET OVERVIEW SUMMARY

To date, the KWO has developed and published the *Water Marketing Program Capital Development & Storage Maintenance Plan* which has provided for the long-term planning of future Program needs, including acquisition of all the water supply storage under federal contracts, potential new storage development and protection and restoration of the storage owned by the State. The purpose of this document is to replace the existing *Water Marketing Program Capital Development & Storage Maintenance Plan* by expanding the previously published plan to include all funding sources related to PWS storage acquisition, maintenance and protection.

The "Public Water Supply Program Comprehensive Capital Development Plan Budget Overview" is included as Appendix A of this plan. This document indicates the budgeted and projected revenues and expenditures for all funding sources related to the PWS program, as described in Section 1 of this plan. Sections 2 and 3 of this plan provide additional detail with regard to the revenues and expenses included in the Budget Overview. Other components included as part of the overview are described below.

"***Marketing Revenue for Master Plan***" – The amounts of this funding shown each year are planned to be utilized for paying down existing debt related to state-owned storage (Debt Paydown Funding) and for funding protection and restoration (P&R) projects (Protection & Restoration Funding). The funds are generated from water sales associated with marketing contracts, as well as a portion of Operational Reserve funds transferred from the previous year.

"***Master Plan PWS Capital Fund***" – Included at the bottom of the Budget Overview is a list of the planned P&R projects listed by associated funding source. These amounts depend on budgeted funds from all programs that are planned for the implementation of PWS capital projects, and vary in size, cost, and type. The projects planned for the current budget year are shown on the right-hand side of the page as "Master Plan PWS Projects".

The KWO is currently working to develop a "Master Plan" that will include additional detail regarding the P&R activities planned under the CCDP. The P&R projects referenced in the Budget Overview will be based on detail provided in the Master Plan. Examples of P&R projects include streambank stabilization projects and best management practices (BMPs) to reduce sedimentation and improve water quality of the PWS storage at state-owned reservoirs. Section 6 of this plan includes a list of the P&R projects planned to be implemented as part of the PWS Capital Fund.

"***Long Term Model Projection Assumptions***" – Listed in the upper right-hand corner of the Budget Overview are the assumptions that have been included in the development of the CCDP. The assumptions are related to the following major components:

- <u>Assumptions for Water Use Projections</u> – A list of assumptions regarding future water use projections associated with the existing water marketing contracts that were utilized in the development of the current CCDP.

- Assumptions for Call-In Storage and Bonding – As part of the long-term planning related to debt service and future use storage, a call-in schedule has been developed and is included as a table on the Budget Overview page. The assumptions regarding bonding terms for the final calls for the associated future use storage are listed, as included in the development of the CCDP.
- Future Additions to Long-Term Plan – This list includes items for continued development as part of longer-term planning (beyond the projections included in Budget Overview). Included in the current list are the Future Use Storage call-ins for Milford and Perry reservoirs, which are not included in the current projections within the marketing program. KWO is continuing to develop a long-term strategy for this unfunded liability, which is discussed further in Section 7 of this plan.

"***Future Use Storage – Call-In Schedule***" – This table indicates the call-in schedule for the Future Use Storage associated with the reservoirs listed. The table includes the call year, the incremental acre-feet (AF) of future use storage associated with the specific call, and the percent of storage in service. The schedule is part of the assumptions built into the long-term CCDP.

"***Budgeted Debt Paydown (Projected)***"– This table indicates the planned debt paydown by year that has been incorporated into the current CCDP. The planned debt paydown is indicated by reservoir, and refers to the debt payoff associated with the existing purchase contracts for storage. The storage purchase contracts for reservoirs in which there is future use storage are further indicated as either the original contract amount (not including Future Use Storage purchase), or a number to indicate paying off the debt associated with an incremental call-in of future use storage. The debt paydown schedule is projected based on the CCDP, and depends on the amount of marketing revenue available from the previous year of water sales. For planning purposes, the debt paydown schedule shown on the Budget Overview sheet has been utilized for the development of the water marketing program variable rate schedule as shown.

"***Water Marketing Program Variable Rate***"– This chart indicates the projected marketing variable rate based on the current CCDP. By statute, the Kansas Water Authority approves the variable rate for marketing contracts on an annual basis. The Budget Overview sheet will be updated annually based on the approved variable rate for the current calendar year.

"***2018 Revenue Requirements All Programs (Projected)***"– The pie chart on the Budget Overview sheet indicates the total amount of revenue provided by all programs as included in the CCDP for the indicated year. The chart breaks down the revenue requirements into the following categories: Total Principal & Interest (P&I), Total Operation & Maintenance (O&M), Administration & Enforcement (A&E), Total Protection & Restoration (P&R), and Debt Paydown.

SECTION 2 – EXPENDITURES

The tables in Appendix B summarize the expenses of all of the principal and interest payments and operation and maintenance costs which are paid to the Corps of Engineers annually. The administration and enforcement costs to the Programs are those incurred by the Kansas Water Office (KWO) and the Division of Water Resources, Department of Agriculture. The table also includes a summary of the budgeted and projected expenses for reservoir protection and restoration projects planned to be funded by all programs.

Principal and Interest to Corps

The State is obligated to fully pay the capital costs of the water supply storage assigned to the all of the PWS Programs – including the Water Marketing, Water Assurance, and Access District programs. The contracts

with the federal government typically give the State 50 years to pay the costs associated with the purchase of all of the contracted storage. Amortization schedules are included in each contract.

In five reservoirs, (Big Hill, Clinton, Hillsdale, Milford and Perry) the state has been able to delay payment until additional storage is needed and the storage is called into service. An immediate payment is made on the principal and interest; the operation and maintenance costs would be incurred in the following year. This storage that is not in service is referred to as Future Use storage.

The Principal and Interest (P&I) costs paid by each program are associated with the amount of water supply storage in each reservoir designated to each program by contract. The CCDP spreadsheet model includes a separate tab for each reservoir, which includes the percentage breakdown of the designated storage pools. Each tab includes the amount of P&I paid by the associated PWS program.

Operation and Maintenance

The Water Marketing Program, Assurance Program and Access District Program pay the annual operation, maintenance and repair costs incurred by the Corps of Engineers for that portion of the storage space designated to each program. In addition to these three programs, State Water Plan funds are utilized to pay the annual operation and maintenance costs associated with the portion of the state-owned storage in Reserve Capacity. The operation and maintenance costs vary from year to year and by reservoir. The CCDP is updated annually to include current cost estimates for O&M submitted to the KWO by the Corps. In past years, actual billings have been very close to the estimates. Operation and maintenance costs by reservoir are shown in Table 6.

Administration and Enforcement

The Water Marketing Program pays for administration and enforcement costs to the state to operate and administer the Program. The Assurance District Program (directly through the Marketing Fund) and Access District Program also pay a small portion of administration and enforcement costs as shown in Table 1. Costs have increased in the last few years due to salaries and wages for employees being shifted from the State General Fund to the Water Marketing Fund as well as an increase in KWO operating expenses. Annual expenses are shown in Table 1.

Reservoir Restoration and Protection

A major component of the PWS Comprehensive Capital Development Plan is the budgeting and planning for projects that will restore and protect the water supply storage in the state-owned reservoirs. Sediment deposition reduces the water supply yield from a reservoir. As part of the 50-year Vision for the Future of Water in Kansas, PWS capital projects, such as streambank stabilization projects above the reservoirs, were identified as a need in order to meet long-term water public water supply needs in Kansas. The storage that the state owns in these reservoirs is considered an asset, and management of these assets includes maintenance of the storage to ensure long-term viability.

As indicated in Table 1, the Water Marketing Fund and State Water Plan fund will continue to pay for the John Redmond Bond for the next several years. This bond was utilized to pay for the costs of reservoir restoration at John Redmond. Additional P&R projects will be identified for funding through the Master Plan.

SECTION 3 - REVENUE

Revenue for the PWS Program comes from water sales, reimbursement for administration and enforcement expenses from the Water Assurance Program and the Access District Program, and occasional use of funds from specific use accounts.

Projected Annual Water Marketing Program Water Use (Table 3)

Projected annual water marking program revenue is dependent upon the quantity of water projected to be billed to water marketing customers into the future. The estimated billable quantities are based on water paid for historically by each customer, including increases in water paid for due to graduated use schedule increases, projected into the future using a linear equation.

In projecting future years, the increase in the variable rate quantities and the decrease in capped rate quantities are based on the assumption that when the term of the capped rate contracts end, the contracts will be renewed as variable rate contracts with the same quantity as the capped rate contracts. The exception to this is the Westar contract at Milford for Jeffrey Energy Center which expires in 2022. This plan projects this contract will not be renewed.

Additional assumptions with regard to water use projections are listed on the Budget Overview sheet, and are made a part of this CCDP as follows:

- The existing capped rate contracts for Douglas County RWD #4 and Douglas County RWD #5 end in 2019, and are assumed not to be renewed.
- The Wolf Creek marketing contract ending in 2017 will be renewed as a variable rate contract with the same quantity as the current capped rate contract.

Revenue from Capped Contract Water Sales

Initial Water Marketing Program legislation (1974) established a maximum rate for a contract at $0.10 per 1,000 gallons of raw water. All contracts prior to March 17, 1983 are capped at the $0.10 per 1,000 gallon rate. Projected (2017 - 2023) annual revenue from the capped rate contracts is based on the estimated billable quantity in Table 3 multiplied by $0.10/1,000 gallons. Between 2018 and 2023, this revenue line decreases as the capped rate contracts expire.

Revenue from Variable Rate Contract Water Sales

The rate for water paid for under a variable rate contract is set using the factors prescribed by K.S.A. 82a-1308a. Projected annual revenue from the variable rate contracts is based on the estimated billable quantity in Table 3 multiplied by the approved marketing variable rate. The variable rate is subject to annual review and approval.

Revenue from Administration and Enforcement

The Water Marketing Fund pays the expenses associated with administration (salary and operations) of the Assurance Program, as well as the Marketing Program. The Water Marketing Program is reimbursed for administration and enforcement costs incurred by the Water Assurance Program, which is included as “Assurance A&E Transfer” in Table 2.

Revenue from Operational Reserve Transfer

As shown in the Budget Overview table, this CCDP proposes to utilize the existing Operational Reserve account to transfer excess funds generated from the previous year's water sales associated with marketing contracts. The amount transferred is available to be utilized for program expenses. The projected annual Operation Reserve amounts are shown in Table 2.

Revenue from State Water Plan Fund

Table 2 includes the revenue provided by the State Water Plan (SWP) fund for PWS program needs. As mentioned in the previous section, the State Water Plan Fund is utilized to pay the operation and maintenance costs from the Corps that is charged to the Marketing Program for the portion of storage designated as Reserve Capacity. In addition, State Water Plan funds are utilized for reservoir protection and restoration projects. The goal of these projects is to continue monitoring and assessment work necessary to maintain water supply storage, as well as the planning and implementation of projects that will serve to restore and protect the storage. As shown in the Budget Overview, State Water Plan funds were budgeted in 2017 for the following projects tied to reservoir P&R:

John Redmond Bond Payment – In 2014, the Legislature approved a $20 million plan to dredge John Redmond. The dredging portion of the project was completed in 2016, restoring a portion of the reservoir water supply storage pool. The cost for the project was bonded and State Water Plan funds have been dedicated to support approximately 75% of the annual bond payment, with the Water Marketing Program paying the remaining 25%. The State Water Plan funds utilized for this payment are shown as revenue in the Budget Overview and Table 1 in Appendix B.

Tuttle Streambank Stabilization Projects – In 2016 and 2017, a portion of State Water Plan funds ($400,000 each year) were allocated to fund streambank stabilization projects above Tuttle Creek Lake in an effort to reduce sediment entering the lake from highly eroding streambank sites above the reservoir. At this time, no additional funding is projected for this project from the SWP; however, as part of the Vision implementation plan, efforts to obtain additional funding for this project are on-going.

On-Going Statewide Monitoring & Assessment – The budgeted amounts from the State Water Plan are shown in the Budget Overview for this ongoing monitoring and assessment work related to the water supply storage in state-owned reservoirs. This includes support for LiDAR development/enhancement, streamgaging, sediment monitoring studies, and funding for bathymetric surveys.

John Redmond Bathymetric & Sediment Monitoring – The budgeted amounts for bathymetric survey information/analysis and sediment monitoring studies at and above John Redmond are shown for 2017 – 2019.

Revenue from Water Assurance Fund

Table 2 includes the revenue provided by the Water Assurance program for PWS program needs. The State is obligated to fully pay the capital costs of the water supply storage assigned to the all of the PWS Programs – including the Water Marketing, Water Assurance, and Access District programs. The portion of principal and interest and operation and maintenance payments made by the Water Assurance Program are represented in Table 2 as PWS program revenue.

Revenue from Access District

Table 2 includes the revenue provided by the Access District for PWS program needs. In accordance with the agreement between KWO and the Access District, the Access District provides payment for a portion of the annual principal and interest and operation and maintenance costs associated with the purchased storage in Kanopolis Lake. The agreement set the annual principal and interest payments at a fixed amount of $43,724 for 20 years, beginning in 2017.

The Access District is also obligated to pay the portion of operation and maintenance costs passed on to KWO from the Corps for the portion of purchased storage in Kanopolis. These payments begin in 2018.

The Access District also makes an annual payment to KWO for program administration and enforcement. The agreement set the beginning A&E payment of $15,000, with a 4% annual increase.

The amount of revenue shown for the Access District in 2017 reflects the lump sum payment in the amount of $2,477,067 made by the Lower Smoky Hill River Access District, plus the principal and interest and first payment of $15,000 for A&E costs.

SECTION 4 – FUTURE USE STORAGE

Future Use storage is considered storage that is not currently in service. Some of the water supply contracts between the Corps and the KWO allow the State to defer payments on the storage until the storage is needed. The Corps retains ownership of Future Use storage until the State calls that storage into service. As shown on the table in Section 1, there is currently future use storage in Big Hill, Clinton, Hillsdale, Milford and Perry Lakes.

The future use storage in Big Hill, Milford and Perry Lakes has not been called into service because no anticipated additional marketing customers have been identified. Of these three lakes, only Milford Lake supports an existing marketing customer, which is Westar's Jeffrey plant. This marketing contract ends in 2022, and is not anticipated to be renewed. For Big Hill and Perry reservoirs, the Water Marketing Program is not paying the Corps of Engineers capital cost or operation and maintenance costs nor is the storage committed to users of the Water Marketing Program. However, the State is committed by contract with the Corps of Engineers to purchase this storage within 50 years of the first use of the reservoir, or to renegotiate contracts. This storage was identified in an independent program review as an unfunded liability to the Water Marketing Program. Interest continues to accrue against the capital costs prior to calling it into service.

Future Use Storage – Call Schedule

The 2014 *Water Marketing Program Capital Development & Storage Maintenance Plan* included a schedule to call all of the remaining future use storage in Clinton, Hillsdale and Big Hill reservoirs into service by the end of their respective contract terms. The costs associated with calling in future use storage in these reservoirs will be paid by the Water Marketing Program. The schedule leaves a significant increment, hence a significant ending payment for Hillsdale Reservoir (2031), Clinton Reservoir (2027) and Big Hill (2029). The long-term model utilized for the CCDP includes the assumption that the payment for the final future use calls for these three reservoirs will be bonded in order to prevent a spike in the required marketing program variable rate. A 20 year payoff would lessen the impact of those final increment calls and allow payoff during a period when more customers will be paying the variable rate. As stated on the Budget Overview, the bonds are assumed to be financed over a 20-year period at 5% interest.

As part of the development of this CCDP, KWO evaluated the 2014 call schedule. The intent was to evaluate the long-term stability of the marketing program to fund the future use storage calls, and to determine whether modifications to the current call schedule would alleviate the long-term debt service to the program. This plan proposes a modified call schedule as follows, which includes two changes to the previous call schedule (highlighted in yellow).

Future Use Storage – Proposed Call Schedule

	BIG HILL RESERVOIR			CLINTON RESERVOIR			HILLSDALE RESERVOIR			MILFORD RESERVOIR			PERRY RESERVOIR		
Calendar Year	AF Call	Total AF	% in Service	AF Call	Total AF	% in Service	AF Call	Total AF	% in Service	AF Call	Total AF	% in Service	AF Call	Total AF	% in Service
2010		9,200	35.80		53,520	60.00		13,250	25.00		101,650	33.88		25,000	16.67
2014							3,533	16,783	31.67						
2020				8,900	62,420	70.00	3,533	20,316	38.33						
2024	7,200	16,400	63.81												
2025							10,000	30,316	57.20						
2027				26,780	89,200	100.00									
2029	9,300	25,700	100.00												
2030							22,684	53,000	100.00						
2034										198,350	300,000	100.00			
2041													125,000	150,000	100.00

The first proposed modification is to the call schedule for Hillsdale Lake. The previous schedule included calling in 3,534 AF of future use storage in 2025. This plan proposes calling in an additional 6,466 AF of future use storage in 2025, for a total of 10,000 for that incremental call. This modification saves the State significant principal and interest costs associated with bonding the final call, and provides more stability for the marketing program (see Marketing Rate section).

The second proposed modification includes the addition of an incremental call of 7,200 AF of future use storage in Big Hill in 2024. As with the Hillsdale call schedule modification, this incremental call will provide significant savings to the marketing program in principal and interest costs associated with the final call and benefits the marketing program variable rate structure after the final call year.

Unfunded Liability - Perry and Milford Reservoirs Future Use Storage

As discussed above, this plan includes a schedule to call all of the remaining future use storage in Clinton, Hillsdale and Big Hill reservoirs into service by the end of their respective contract terms. Perry and Milford reservoirs provide important support to the Kansas River system; as such, it is anticipated that a portion of the future use storage would be acquired and dedicated to the use of the Kansas River Water Assurance District (KRWAD).

Based on projected future water supply use needs of the KRWAD, additional assurance storage will not be needed before the required future use storage calls for Milford (2034) and Perry (2041). After the Jeffrey (Westar) contract ends in 2022, no water marketing customers are anticipated to be served by the marketing storage in Milford Lake at this time. This creates a time gap between the call in of future use storage in Milford and Perry and the need for the associated storage. The KWO is continuing the development of a strategy to fund the future use storage calls at Milford and Perry. The development of a plan for this unfunded liability will be incorporated into future updates of this CCDP (see Section 7 Future Additions to Plan).

SECTION 5 – WATER MARKETING RATE

The purpose of the Water Marketing rate as established in 1983, and continuing today, is to insure that the revenue into the Program is adequate to meet the expected expenses of the Program. Those expenses include annual payments for principal and interest on storage under federal contract, operation and maintenance cost for that storage and the State's administration and enforcement costs associated with operating the Program (as included in Section 2 of this plan).

The Water Marketing Program operates on a cash basis, with a variable rate set each year that is adequate to meet the expected expenses. Currently, seventy five percent of water paid for under the Water Marketing Program is by customers with contracts that predate the 1983 establishment of the current variable rate structure, such that their rate is capped at $0.10; revenue collected from those contracts makes up over half of the Program total revenue.

The variable rate under which the remaining 25% of water paid for is set using the factors shown in the text box below. The fifth component, "an amount necessary to meet the needs of the *Water Marketing Program Capital Development and Storage Maintenance Plan* as approved by the Kansas Water Authority", is the most significant factor to ensure sufficient revenue is available to meet the needs of the Program.

The *Capital Development and Storage Maintenance Plan* was established as a way to look at the total needs of the Program and to determine the appropriate variable rate under the Water Marketing Program. (See text box, this page). The Water Marketing rate for calendar year 2018 is $0.392.

K.S.A. 82a-1308a sets forth the procedure for the annual establishment of the rate to be charged for water under the Water Marketing Program. The annual rate is based upon computation of five components described in the law, as follows:

1. An amount necessary to repay the amortized capital costs associated with the state's conservation water supply capacity. (capital cost component)
2. An amount as interest on money advanced from the State General Fund for the Water Marketing Program to initially acquire storage space. (interest component)
3. Administration and enforcement expenses. (A&E component)
4. Operation, maintenance, and repair costs. (O&M component)
5. An amount necessary to meet the needs of the program as shown in the *Water Marketing Program Capital Development and Storage Maintenance Plan* approved by the Kansas Water Authority. (depreciation reserve component)

K.S.A. 82a-1315b(b) provides for the Kansas Water Authority to approve the rate by July 15th of each year. The rate established becomes effective January 1 of the following year.

PROGRAM FUNDING NEEDS

The CCDP model includes a comparison of annual projected Program expenses to the anticipated annual revenue in order to determine the required variable rate necessary to meet the needs of the program. This information determines the variable rate.

The formulas of the first four rate components, as provided in Kansas Administrative Regulations (K.A.R.) 98-5-5, assumes all customers pay the same rate. Only contracts signed after July 1, 1983 are true variable rate

contracts. The contracts signed before then are capped at $0.10 per 1,000 gallons. As a result, the amount of revenue generated by the capital costs, A&E, and O&M rate components (1, 3 and 4 above) are insufficient to cover those costs. The deficit is being covered by the revenue generated by the depreciation reserve rate component (5 above). The depreciation reserve rate component was intended to generate funds to be placed in the conservation storage development fund to be used for future acquisition of storage.

Because of this situation, this *Water Marketing Program Capital Development and Storage Maintenance Plan* was developed to look at all expenses and all revenues to establish a variable rate that will allow the program to meet all expenses, acquire the funds to call the future use storage into service, and provide funding for reservoir protection and restoration projects.

Specific Use Accounts

Conservation Storage Fund Deposits

The State Conservation Storage Water Supply Fund was established as a savings fund for acquisition, development or maintenance of state owned public water supply storage. This Fund has a current balance of $220,490. This Plan does not contain a deposit into, or expenditure from, the Conservation Storage Fund Account.

Operation and Maintenance Set-Aside Account

In 1991, an Operation and Maintenance (O & M) Set-Aside Account within the Water Marketing Fund was established. It enables the Program to pay for any unusually high O & M expenses without causing abnormally high spikes in the rate. Up to 1 cent per 1,000 gallons of revenue from purchasers may be credited to this account if there is any remaining revenue after expenses are met. This Plan does not contain a deposit into, or expenditure from, the O&M Set-Aside Account.

Operational Reserve

The Water Marketing Program operates on a cash basis. Each calendar year, major revenues are received in January and February and major expenditures occur in September and October. The monthly cash flow is an important operational consideration. An operational reserve accommodates the uncertainty of projecting water sales revenue. In previous Plans, the KWA approved the goal of developing and maintaining an operational reserve of $500,000, an approximate 25% operating reserve. This plan proposes to utilize a portion of funds generated from the previous year's water sales associated with marketing contracts for Operational Reserve.

Variable Rate for Marketing Contracts

Prior to this updated plan, the Authority had sought to flatten out variations in the rate to be able to lend financial stability to both customers and the Program. A stepped increase in the variable rate was adopted by the KWA in conjunction with discussions on reservoir restoration. The previously approved flattened rate was projected to provide adequate revenue to cover program expenses and provide funding for protection and restoration projects.

The development of this CCDP included an evaluation the flattened rate against the long-term needs of the program. It was determined that due to the future use storage calls that will be made within the next 20 years, the previously approved flattened rate would not meet program needs in the long-term. This plan includes an update to the variable rate structure with an annual increase of 3.2% through 2028, a 2% annual increase from

2029 to 2031, and then a flattened rate. The projected long-term variable rate included in the CCDP model is shown in the following chart.

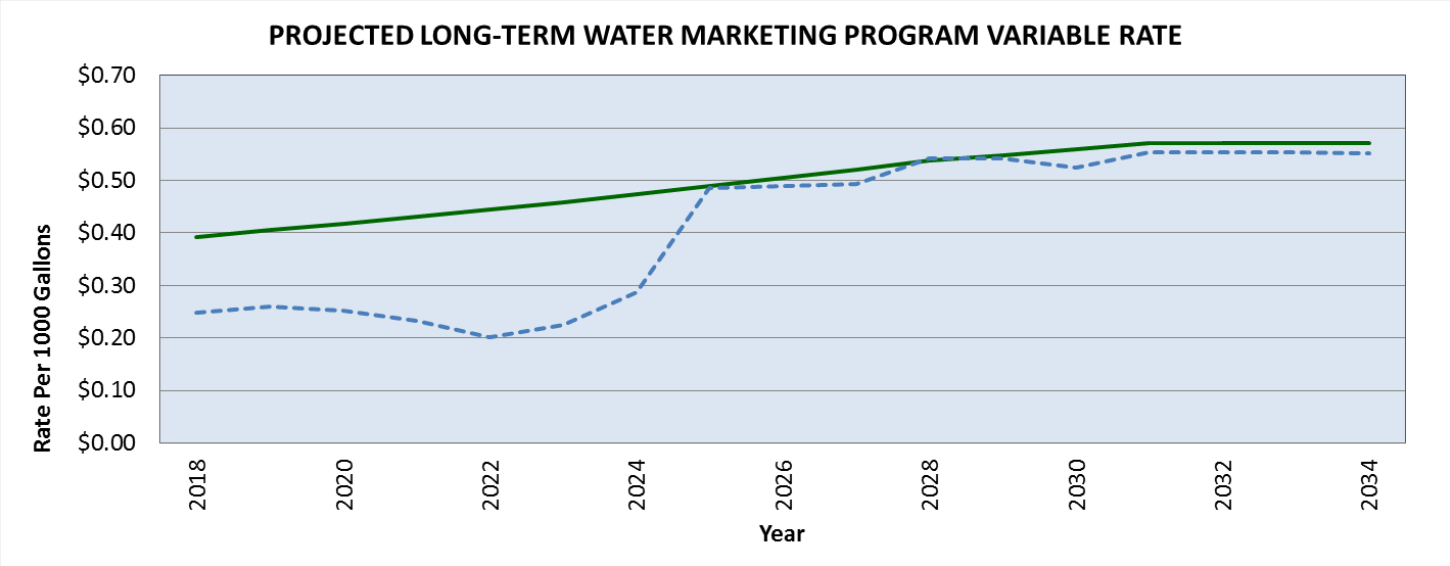

The dashed line shown in the above projected rate structure indicates the required variable rate necessary to meet the minimum program expenses, which include capital costs (P&I) and operation and maintain costs owed to the Corps, and administrative costs associated with the state-owned water supply storage. Costs for reservoir protection and restoration and future use debt liabilities are not included in the required rate. The green line indicates the variable marketing rate structure incorporated into this plan. The difference between the two lines represents marketing revenue that is planned to be utilized for debt paydown and protection and restoration projects as described herein.

The long-term projected rate structure included herein will be reviewed and updated as conditions within the marketing program change. The long-term variable rate structure will continued to be evaluated and updated based on future program changes, and will be incorporated into future updates of this CCDP.

Projected Debt Paydown Schedule

This plan proposes to utilize a portion of the marketing revenue from water sales to pay down the debt associated with the state's water supply storage. The table included below indicates the planned debt paydown by year that has been incorporated into this plan.

Year	Reservoir Storage	Debt Payoff	Total Payoff
2019	Elk City	$ 422,184	$ 1,150,689
	John Redmond	$ 728,505	
2020	Big Hill	$ 964,794	$ 1,208,882
	Council Grove	$ 244,088	
2021	Hillsdale (Orig.)	$ 1,326,123	$ 1,650,528
	Marion	$ 324,405	
2022	Hillsdale #2	$ 2,268,075	$ 2,268,075
2023	Hillsdale #1	$ 2,483,622	$ 2,483,622
2024	Hillsdale #3	$ 3,218,753	$ 3,218,753
2025	Clinton (Orig. & #1)	$ 1,382,955	$ 1,382,955

The planned debt paydown is indicated by reservoir, and refers to the debt payoff associated with the existing purchase contracts for storage. The storage contracts for reservoirs in which there is future use storage are further indicated as either the original contract amount (not including Future Use Storage purchase), or a number to indicate the debt associated with an incremental call-in of future use storage.

The debt paydown schedule is projected based on the CCDP, and depends on the amount of marketing revenue available from the previous year of water sales. For planning purposes, the debt paydown schedule shown on the Budget Overview sheet has been utilized for the development of the water marketing program variable rate schedule as shown.

SECTION 6 - PROTECTION & RESTORATION ACTIVITIES

In addition to developing capital or water supply storage to meet program needs, the state is charged with managing and maintaining the existing state-owned storage to meet the water supply needs of existing and projected PWS customers. The specific challenges to managing reservoir water supplies include protecting the reservoir storage by decreasing sedimentation, restoring storage lost to sedimentation at key reservoirs, and identifying a method to finance unfunded storage and operation and maintenance costs.

As stated in previous sections of the CCDP, one of the primary purposes of the CCDP is to identify specific sources of revenue for Reservoir Protection and Restoration (P&R) activities. Potential benefits and funding for these activities extend beyond water marketing program users, and thus, the CCDP helps to identify additional sources for P&R project funding and implementation.

Revenue for Master Plan PWS Capital Fund

As shown in the Budget Overview, this CCDP proposes that a portion of the projected revenue from the marketing program be utilized to fund P&R projects that will have the greatest benefit to the PWS Program. The amount of funding available each year for these projects will depend on actual marketing revenues. As of the date of this publication, the projected 5-year (2018 – 2022) total amount of revenue available for P&R funding is approximately $915,000.

The CCDP Budget Overview page also includes a comprehensive list of the planned P&R projects listed by associated funding source, which includes the portion projected to be provided by marketing revenue (as described in the above paragraph). These amounts depend on budgeted funds from all programs planned for the implementation of PWS capital projects, and will vary in size, cost, and type. Examples of P&R projects include streambank stabilization projects and best management practices (BMPs) to reduce sedimentation and improve water quality of the PWS storage at state-owned reservoirs.

The KWO is currently working to develop a “Master Plan” that will include additional detail regarding the P&R activities planned under the CCDP. The P&R projects referenced in the Budget Overview will be based on detail provided in the Master Plan.

Future updates to the CCDP will reflect changes in the availability of P&R funding and additional information associated with planned P&R projects.

Current List of PWS Protection & Restoration Projects

The projects planned for 2018 are shown on the right-hand side of the Budget Overview page in Appendix A as "Master Plan PWS Projects", and are as listed below, with additional detail for each project also included herein.

2018 MASTER PLAN PWS PROJECTS

• Tuttle SB Stabilization Project	$	1,200,000	KDHE SRF Loan
• SB Stabilization Sites Above Redmond	$	700,000	JR Bond
Total	**$**	**1,900,000**	

Tuttle SB Stabilization Project - $1,200,000 Loan Funds

Per KWA's approval in February 2017, KWO entered into a loan agreement with the Kansas Department of Health and Environment for a Kansas Water Pollution Control Revolving Fund loan in the amount of $1,200,000, with 100% principal forgiveness. The loan funds will be used for the design and construction of multiple high priority streambank stabilization sites along the Little Blue and Big Blue Rivers above Tuttle Creek Lake. The primary purpose of the project is to reduce sediment reaching Tuttle Creek Reservoir by stabilizing actively eroding bank sites. The map included herein indicates the approximate location of the sites planned for stabilization as part of this project.

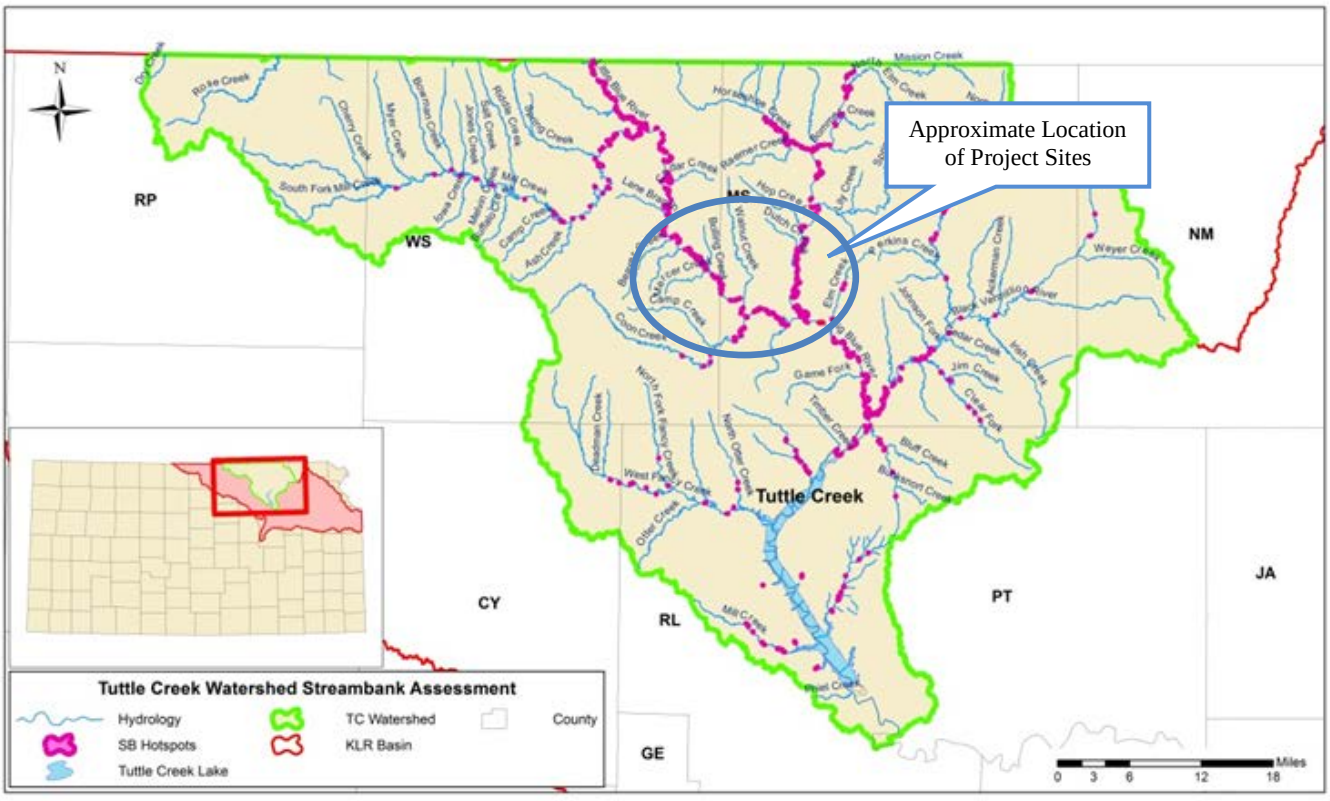

Stabilization Sites Above Redmond - $700,000 John Redmond Bond Funds

As part of the overall John Redmond Dredging project, a portion of the bond funds are dedicated to the implementation of streambank stabilization projects above John Redmond Reservoir aimed at reducing sediment entering the lake. It is estimated that this funding will facilitate the design and implementation of approximately 9-11 sites. As of the date of this CCDP, the proposed sites for implementation have been identified, and the project is moving forward to the planning and design phase.

SECTION 7 - FUTURE ADDITIONS TO PLAN

Payment breakdown at Milford and Perry – WQ pool increase

Section 4 of the CCDP discusses the unfunded liability associated with the future use storage obligations of the state. As previously stated, the unfunded liability associated with the future use storage in Milford and Perry reservoirs is not currently addressed in the CCDP. Current projections indicate that the demand for the future use storage in these two reservoirs is beyond the end of the contract period. Due to the time gap created between the obligated call-in of this future use storage and the need for the storage based on projected customer demands, there is a need to develop a funding strategy for this specific liability.

In addition to the time gap mentioned above, there is also a potential to reallocate a portion of the future use water supply storage in Milford and Perry to a water quality pool. Typically, Corps of Engineers reservoirs with state-owned storage have a designated water quality pool to support minimum releases; however, there is currently no designated water quality pool in either Perry or Milford. Drought simulations of the Kansas River/Reservoir system model indicate that releases from future use storage in Perry and Milford are required in order to maintain downstream flow targets (based on 2045 capacity). The reallocation of a portion of the future use storage in Milford and Perry to water quality storage would reduce the state's financial obligation associated with the current future use storage.

The KWO is committed to the development of a strategy to fund the future use calls at Milford and Perry, and continues to correspondence with the Corps of Engineer regarding efforts to reallocate future use to water quality storage. The development of a plan for this unfunded liability will be incorporated into future updates of this CCDP.

Total Reservoir P&R Costs in State

The KWO is working to determine the total costs associated with reservoir protection and restoration project needs in the state. This information will be incorporated into future updates of the CCDP.

APPENDIX A

BUDGET OVERVIEW
Public Water Supply Program
Comprehensive Capital Development Plan

2017 PUBLIC WATER SUPPLY PROGRAM COMPREHENSIVE CAPITAL DEVELOPMENT PLAN BUDGET OVERVIEW

TOTAL PWS PROGRAM ANNUAL OPERATING BUDGET	2017 BUDGET	2018 PROJECTION	2019 PROJECTION	2020 PROJECTION	2021 PROJECTION	2022 PROJECTION	2023 PROJECTION	2024 PROJECTION
PROGRAM REVENUES:								
Water Marketing Contract Revenue								
Capped Rate Contract Sales	$ 1,615,069	$ 1,132,458	$ 1,133,447	$ 892,988	$ 892,941	$ 835,569	$ 105,569	$ -
Variable Rate Contract Sales	$ 1,706,826	$ 3,680,569	$ 3,832,126	$ 4,956,748	$ 5,155,344	$ 5,631,396	$ 5,849,170	$ 6,469,155
Total Marketing Revenue	$ 3,321,895	$ 4,813,027	$ 4,965,573	$ 5,849,736	$ 6,048,284	$ 6,466,965	$ 5,954,739	$ 6,469,155
Assurance A&E Transfer	$ 95,003	$ 98,803	$ 102,755	$ 106,865	$ 111,140	$ 115,585	$ 120,209	$ 125,017
Operational Reserve	$ -	$ -	$ 23,889	$ 90,687	$ 107,871	$ 126,491	$ 536,449	$ 177,390
State Water Plan Fund								
O&M Payments to Corps	$ 364,553	$ 371,436	$ 363,000	$ 446,232	$ 452,830	$ 454,005	$ 415,473	$ 403,667
John Redmond Bond Payment	$ 916,550	$ 1,260,426	$ 1,260,426	$ 1,260,426	$ 1,260,426	$ 1,260,426	$ 1,260,426	$ 1,260,426
Tuttle Streambank Stabilization Projects	$ 400,000	$ -	$ -	$ -	$ -	$ -	$ -	$ -
On-Going Statewide Monitoring & Assessment	$ 369,889	$ 463,699	$ 481,282	$ -	$ -	$ -	$ -	$ -
John Redmond Bathymetric & Sediment Monitoring	$ 217,500	$ 100,000	$ 100,000	$ -	$ -	$ -	$ -	$ -
Water Assurance Fund								
P&I Payments to Corps	$ 13,744	$ 13,744	$ 13,744	$ 480	$ -	$ -	$ -	$ -
O&M Payments to Corps	$ 298,540	$ 321,786	$ 496,228	$ 356,577	$ 349,672	$ 361,036	$ 372,267	$ 335,681
Access District Revenue	$ 2,535,791	$ 83,377	$ 131,523	$ 78,132	$ 81,389	$ 82,713	$ 87,269	$ 93,824
TOTAL REVENUES PROVIDED	$ 8,533,465	$ 7,526,298	$ 7,938,419	$ 8,189,135	$ 8,411,612	$ 8,867,223	$ 8,746,831	$ 8,865,161
REVENUE REQUIREMENTS:								
Principal & Interest to Corps								
Water Marketing Fund	$ 1,424,442	$ 1,424,442	$ 1,189,590	$ 1,840,178	$ 1,617,087	$ 1,311,880	$ 977,667	$ 1,725,165
Water Assurance Fund	$ 13,744	$ 13,744	$ 13,744	$ 480	$ -	$ -	$ -	$ -
Access District Fund	$ 43,724	$ 43,724	$ 43,724	$ 43,724	$ 43,724	$ 43,724	$ 43,724	$ 43,724
Total P&I Expense to Corps	$ 1,481,910	$ 1,481,910	$ 1,247,058	$ 1,884,382	$ 1,660,811	$ 1,355,604	$ 1,021,391	$ 1,768,889
Operation & Maintenance to Corps								
Water Marketing Fund	$ 791,106	$ 754,651	$ 1,042,796	$ 978,268	$ 960,706	$ 949,912	$ 855,916	$ 994,934
State Water Plan Fund	$ 364,553	$ 371,436	$ 482,809	$ 446,232	$ 452,830	$ 454,005	$ 415,473	$ 403,667
Water Assurance Fund	$ 298,540	$ 321,786	$ 496,228	$ 356,577	$ 349,672	$ 361,036	$ 372,267	$ 335,681
Access District Fund	$ -	$ 24,052	$ 71,574	$ 17,535	$ 20,117	$ 20,739	$ 24,565	$ 30,361
Total O&M Expense to Corps	$ 1,454,199	$ 1,471,926	$ 2,093,407	$ 1,798,611	$ 1,783,325	$ 1,785,693	$ 1,668,220	$ 1,764,643
Administration & Enforcement								
Water Marketing Fund	$ 889,704	$ 947,835	$ 974,187	$ 735,871	$ 764,363	$ 792,855	$ 821,347	$ 849,839
Access District Fund	$ 15,000	$ 15,600	$ 16,224	$ 16,873	$ 17,548	$ 18,250	$ 18,980	$ 19,739
Reservoir Protection & Restoration								
John Redmond Bond Payment								
Water Marketing Fund	$ 756,450	$ 410,324	$ 411,074	$ 414,574	$ 410,574	$ 414,324	$ 410,324	$ 413,824
State Water Plan Fund	$ 916,550	$ 1,260,426	$ 1,260,426	$ 1,260,426	$ 1,260,426	$ 1,260,426	$ 1,260,426	$ 1,260,426
Tuttle Streambank Stabilization Projects	$ 400,000	$ -	$ -	$ -	$ -	$ -	$ -	$ -
On-Going Statewide Monitoring & Assessment	$ 369,889	$ 463,699	$ 481,282	$ -	$ -	$ -	$ -	$ -
John Redmond Bathymetric & Sediment Monitoring	$ 217,500	$100,000	$100,000	$ -	$ -	$ -	$ -	$ -
Operational Reserve Fund Deposits	$ -	$ -	$ -	$ -	$ -	$ -	$ -	$ -
O&M Set-Aside Fund Deposits	$ -	$ -	$ -	$ -	$ -	$ -	$ -	$ -
Marketing Revenue for Master Plan	*$ -*	*$ 1,371,766*	*$ 1,471,581*	*$ 2,071,015*	*$ 2,512,103*	*$ 3,239,578*	*$ 3,543,866*	*$ 2,784,159*
Debt Paydown Funding	$ 2,477,067	*$ 1,150,689*	*$ 1,208,882*	*$ 1,650,528*	*$ 2,268,075*	*$ 2,483,622*	*$ 3,218,753*	*$ 1,382,955*
Protection & Restoration Funding	$ -	*$ 200,000*	*$ 55,191*	*$ 320,000*	*$ 120,000*	*$ 220,000*	*$ 150,000*	*$ 650,000*
TOTAL REVENUE REQUIREMENTS	$ 8,978,269	$ 7,502,409	$ 7,847,732	$ 8,081,264	$ 8,285,121	$ 8,330,773	$ 8,569,441	$ 8,110,315
Funds Available for Operational Reserve	$ (444,804)	$ 23,889	$ 90,687	$ 107,871	$ 126,491	$ 536,449	$ 177,390	$ 754,845
MASTER PLAN PWS CAPITAL FUND								
Funding Sources for PWS P&R Projects								
State Water Plan Fund	$ -	$ -	$ -	$ -	$ -	$ -	*$ -*	*$ -*
Water Marketing Fund	$ -	$ 200,000	$ 55,191	$ 320,000	$ 120,000	$ 220,000	*$ 150,000*	*$ 650,000*
John Redmond Bond Funds for SB Projects	$ 700,000	$ -	$ -	$ -	$ -	$ -	*$ -*	*$ -*
SRF Loan Funds for SB Projects	$ 1,200,000	$ -	$ -	$ -	$ -	$ -	*$ -*	*$ -*
TOTAL FUNDS AVAILABLE	$ 1,900,000	$ 200,000	$ 55,191	$ 320,000	$ 120,000	$ 220,000	*$ 150,000*	*$ 650,000*
Master Plan Project Costs (Based on Detailed Project Sheet)	$ 1,900,000	$ 200,000	$ 55,191	$ 320,000	$ 120,000	$ 220,000	*$ 150,000*	*$ 650,000*

LONG TERM MODEL PROJECTION ASSUMPTIONS

Assumptions for Water Use Projections:

* Capped rate contract #80-2 Westar Energy - Jeffrey ends in 2022; assume no contract renewal
* Douglas Co. RWD #4 (#77-5) & Douglas Co. RWD #5 (#77-2) capped rate contracts end in 2019; assume not renewed
* All other current contracts renewed at current quantities and contract terms upon expiration of current contract

Assumptions for Call In Storage and Bonding:

* Call in schedule as shown in table below
* Clinton bonded in 2027, 20 year repayment @ 5%
* Hillsdale bonded in 2031, 20 year repayment @ 5%
* Big Hill bonded in 2029, 20 year repayment @ 5%

Future Additions to Long-Term Plan

* Milford and Perry Future Use not included in current projections within Marketing Program.
* State General Fund appropriations not included in current projections.
* State Water Plan Funds appropriated on two-year budget cycle.

FUTURE USE STORAGE - Call-In Schedule

	BIG HILL RESERVOIR			CLINTON RESERVOIR			HILLSDALE RESERVOIR			MILFORD RESERVOIR			PERRY RESERVOIR		
Calendar Year	AF Call	Total AF	% in Service	AF Call	Total AF	% in Service	AF Call	Total AF	% in Service	AF Call	Total AF	% in Service	AF Call	Total AF	% in Service
2010		9,200	35.80		53,520	60.00		13,250	25.00		101,650	33.88		25,000	16.67
2014							3,533	16,783	31.67						
2020				8,900	62,420	70.00	3,533	20,316	38.33						
2024	7,200	16,400	63.81												
2025							10,000	30,316	57.20						
2027				26,780	89,200	100.00									
2029	9,300	25,700	100.00												
2030							22,684	53,000	100.00						
2034										198,350	300,000	100.00			
2041													125,000	150,000	100.00

2018 MASTER PLAN PWS PROJECTS*

Tuttle SB Stabilization Projects	$ 1,200,000	SRF Loan**
SB Stabilization Sites Above Redmond	$ 700,000	JR Bond
Total P&R Projects	**$ 1,900,000**	

*See Master Plan for detailed project information

**Loan with 100% Principal Forgiveness

Assumptions for P&R Project Funding

A portion of the Operational Reserve funds will be used for Protection & Restoration projects.

BUDGETED DEBT PAYDOWN (Projected)

Year	Reservoir Storage	Debt Payoff	Total Payoff
2019	Elk City	$ 422,184	$ 1,150,689
	John Redmond	$ 728,505	
2020	Big Hill	$ 964,794	$ 1,208,882
	Council Grove	$ 244,088	
2021	Hillsdale (Orig.)	$ 1,326,123	$ 1,650,528
	Marion	$ 324,405	
2022	Hillsdale #2	$ 2,268,075	$ 2,268,075
2023	Hillsdale #1	$ 2,483,622	$ 2,483,622
2024	Hillsdale #3	$ 3,218,753	$ 3,218,753
2025	Clinton (Orig. & #1)	$ 1,382,955	$ 1,382,955

2018 REVENUE REQUIREMENTS ALL PROGRAMS (Projected)

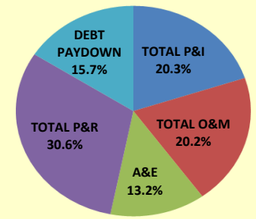

WATER MARKETING PROGRAM VARIABLE RATE

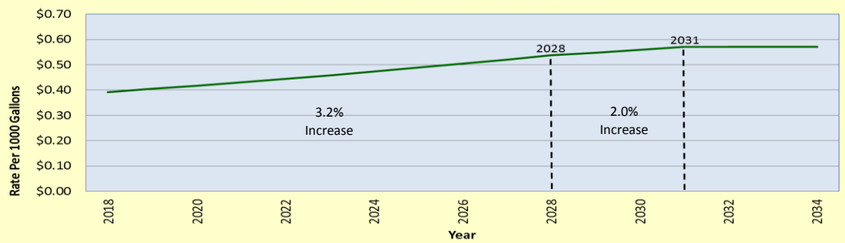

Calendar Year	2017	**2018**	2019	2020	2021	2022
Variable Rate	$0.38	**$0.392**	$0.405	$0.418	$0.431	$0.445
% Increase	n/a	**3.2%**	3.2%	3.2%	3.2%	3.2%

*The Water Marketing Program Variable Rate is subject to annual review and approval.

APPENDIX B

PWS PROGRAM BUDGET TABLES

Table 1. Projected Expenses	2017	2018	2019	2020	2021	2022
Principal and Interest to Corps						
Water Marketing Fund	$1,424,442	$1,424,442	$1,189,590	$1,840,178	$1,617,087	$1,311,880
Water Assurance Fund	$13,744	$13,744	$13,744	$480	$0	$0
Access District Fund	$43,724	$43,724	$43,724	$43,724	$43,724	$43,724
Total P&I Expense to Corps	$1,481,910	$1,481,910	$1,247,058	$1,884,382	$1,660,811	$1,355,604
Operation & Maintenance to Corps						
Water Marketing Fund	$791,106	$754,651	$1,042,796	$978,268	$960,706	$949,912
State Water Plan Fund	$364,553	$371,436	$482,809	$446,232	$452,830	$454,005
Water Assurance Fund	$298,540	$321,786	$496,228	$356,577	$349,672	$361,036
Access District Fund	$0	$ 24,052	$71,574	$17,535	$20,117	$20,739
Total O&M Expense to Corps	$1,454,199	$1,471,926	$2,093,407	$1,798,611	$1,783,325	$1,785,693
Administration & Enforcement						
Water Marketing Fund	$889,704	$947,835	$974,187	$735,871	$764,363	$792,855
Access District Fund	$15,000	$15,600	$16,224	$16,873	$17,548	$18,250
Total A&E Expense	$904,704	$963,435	$990,411	$752,744	$781,911	$811,105
Reservoir Protection & Restoration						
John Redmond Bond Payment						
Water Marketing Fund	$756,450	$410,324	$411,074	$414,574	$410,574	$414,324
State Water Plan Fund	$916,550	$1,260,426	$1,260,426	$1,260,426	$1,260,426	$1,260,426
Tuttle SB Stabilization Projects	$400,000	$0	$0	$0	$0	$0
On-Going Monitoring & Assessment	$369,889	$463,699	$481,282	$0	$0	$0
Redmond Bath. & Sediment Monitoring	$217,500	$100,000	$100,000	$0	$0	$0
Total P&R Expense	$2,660,389	$2,234,449	$2,252,782	$1,675,000	$1,671,000	$1,674,750
Subtotal Program Expenses	**$6,501,202**	**$6,151,720**	**$6,583,658**	**$6,128,271**	**$5,897,046**	**$5,627,151**
Marketing Revenue for Master Plan	$0	$1,371,766	$1,471,581	$2,071,015	$2,512,103	$3,239,578
Debt Paydown Funding (per schedule)	$2,477,067	$1,150,689	$1,208,882	$1,650,528	$2,268,075	$2,483,622
Protection & Restoration Funding	*$0*	*$200,000*	*$55,191*	*$320,000*	*$120,000*	*$220,000*
Total Expenses - *Projected*	**$8,978,269**	**$7,502,409**	**$7,847,732**	**$8,081,264**	**$8,285,121**	**$8,330,773**

Table 2. Revenue						
Water Marketing Contract Revenue						
Capped Contract Sales	$1,615,069	$1,132,458	$1,133,447	$892,988	$892,941	$835,569
Variable Rate Contract Sales	$1,706,826	$3,680,569	$3,832,126	$4,956,748	$5,155,344	$5,631,396
Total Marketing Revenue	***$3,321,895***	***$4,813,027***	***$4,965,573***	***$5,849,736***	***$6,048,284***	***$6,466,965***
Assurance A&E Reimbursement	$95,003	$98,803	$102,755	$106,865	$111,140	$115,585
Operational Reserve	$0	$0	$23,889	$90,687	$107,871	$126,491
State Water Plan Fund						
O&M Payments to Corps	$364,553	$371,436	$363,000	$446,232	$452,830	$454,005
John Redmond Bond Payment	$916,550	$1,260,426	$1,260,426	$1,260,426	$1,260,426	$1,260,426
Tuttle SB Stabilization Project	$400,000	$0	$0	$0	$0	$0
On-Going Monitoring & Assessment	$369,889	$463,699	$481,282	$0	$0	$0
Redmond Bath. & Sediment Monitoring	$217,500	$100,000	$100,000	$0	$0	$0
Water Assurance Fund						
P&I Payments to Corps	$13,744	$13,744	$13,744	$480	$0	$0
O&M Payments to Corps	$298,540	$321,786	$496,228	$356,577	$349,672	$361,036
Access District Revenue	$2,535,791	$83,377	$131,523	$78,132	$81,389	$82,713
Total Projected Revenue	**$8,533,465**	**$7,526,298**	**$7,938,419**	**$8,189,135**	**$8,411,612**	**$8,867,223**

Table 3. Projected Water Use (1000 GPY)	2017	2018	2019	2020	2021	2022
Capped Contracts Billable Quantity	16,150,695	11,324,583	11,334,470	8,953,311	8,953,169	8,355,690
Variable Contracts Billable Quantity	4,491,647	9,385,375	9,462,039	11,858,249	11,961,354	12,654,823
Total Billable Quantity (1000 GPY)	**20,642,342**	**20,709,958**	**20,796,509**	**20,811,559**	**20,914,523**	**21,010,513**

Table 4. Specific Use Accounts

Conservation Storage Fund Deposits	$0	$0	$0	$0	$0	$0
Conservation Storage Fund Expenditures	$0	$0	$0	$0	$0	$0
Conservation Storage Fund Balance	$220,490	$220,490	$220,490	$220,490	$220,490	$220,490
O&M Set-Aside Account Deposits	$0	$0	$0	$0	$0	$0
O&M Set-Aside Account Expenditures	$0	$0	$0	$0	$0	$0
O&M Set-Aside Account Balance	$137,461	$137,461	$137,461	$137,461	$137,461	$137,461
Operational Reserve Deposits	$0	$0	$0	$0	$0	$0
Operational Reserve (Projected)	$0	$0	$23,889	$90,687	$107,871	$126,491

Table 5. P&I Payments by Reservoir	2017	2018	2019	2020	2021	2022
Big Hill	$119,390	$119,390	$119,390	$0	$0	$0
Clinton	$168,754	$168,754	$168,754	$441,154	$441,154	$441,154
Council Grove	$52,200	$52,200	$52,200	$0	$0	$0
Elk City	$77,272	$77,272	$0	$0	$0	$0
Hillsdale	$803,016	$803,016	$803,016	$1,339,529	$1,175,932	$870,725
John Redmond	$157,580	$157,580	$0	$0	$0	$0
Kanopolis	$43,724	$43,724	$43,724	$43,724	$43,724	$43,724
Marion	$59,494	$59,494	$59,494	$59,494	$0	$0
Melvern	$0	$0	$0	$0	$0	$0
Total Annual P&I Payment	**$1,481,430**	**$1,481,430**	**$1,246,578**	**$1,883,901**	**$1,660,810**	**$914,449**

Table 6. O&M Payments by Reservoir	2017	2018	2019	2020	2021	2022
Big Hill	$94,507	$136,925	$135,928	$110,885	$104,449	$107,719
Cedar Bluff	$0	$5,600	$8,600	$5,000	$5,000	$5,000
Clinton	$165,199	$167,047	$184,018	$197,683	$184,860	$190,476
Council Grove	$171,216	$56,105	$308,071	$267,901	$239,662	$239,662
Elk City	$38,935	$56,606	$41,991	$37,489	$32,707	$32,707
Hillsdale	$69,052	$69,792	$68,224	$74,292	$76,670	$87,248
John Redmond	$77,369	$78,524	$119,045	$72,564	$61,406	$59,702
Kanopolis	$44,962	$48,434	$144,129	$35,310	$40,510	$41,762
Marion	$168,395	$130,172	$203,720	$319,530	$351,167	$299,567
Melvern	$234,299	$263,743	$245,813	$222,870	$229,710	$250,943
Milford	$72,739	$92,806	$112,587	$86,272	$88,855	$91,577
Perry	$62,550	$67,436	$85,094	$77,192	$79,547	$81,902
Pomona	$203,863	$229,383	$261,671	$226,035	$232,894	$239,902
Toronto	$854	$478	$468	$471	$491	$455
Tuttle	$50,259	$68,875	$174,048	$65,117	$55,397	$57,071
Total Annual O&M Payment (Projected)	**$1,454,199**	**$1,471,926**	**$2,093,407**	**$1,798,611**	**$1,783,325**	**$1,785,693**

402 Agency Summary

Agency: Kansas Water Office
Agcy No: 00709
Version: 2028-A-02-00709

Date: 09/09/2026
Time: 13:43:27

Division of the Budget
KANSAS

Summary by Program **Program** **Description**	FY 2026 Actuals	FY 2027 Adjusted Budget Request	FY 2028 Base Budget Request	null	null	null
01030 Water Planning & Administration	17,539,255	56,871,901	33,479,924	0	0	0
62200 Public Water Supply	4,090,949	11,043,182	12,731,227	0	0	0
Total by Program:	**21,630,204**	**67,915,083**	**46,211,151**	**0**	**0**	**0**

402 Agency Summary

Agency: Kansas Water Office
Agcy No: 00709
Version: 2028-A-02-00709

Date: 09/09/2026
Time: 13:43:27

Division of the Budget
KANSAS

Summary by Funding Source Fund	Description	FY 2026 Actuals	FY 2027 Adjusted Budget Request	FY 2028 Base Budget Request	null	null	null
1000	State General Fund	1,386,309	1,419,387	1,503,647	0	0	0
1800	State Water Plan Fund	10,877,360	14,922,442	10,091,588	0	0	0
2022	General Ff	162,241	225,000	275,000	0	0	0
2203	Lower Smoky Hill Water Supply	62,607	36,216	47,600	0	0	0
2255	Water Marketing Fd	3,204,119	7,226,772	6,962,538	0	0	0
2419	Indirect Cost Fund	1,190	800	800	0	0	0
2502	St Conserv Strg Water Sply Fd	150,000	3,000,000	5,000,000	0	0	0
2620	Local Water Project Match Fd	97,200	205,600	205,600	0	0	0
2631	Water Sply Strg Assurance Fd	674,223	780,194	721,089	0	0	0
2690	Repblcn Rv-Wtr Cnsv Prj-Ne F	964,921	800,000	1,300,000	0	0	0
2691	Repblcn Rv-Wtr Cnsv Prj-Co F	0	500,000	500,000	0	0	0
2875	Water Technical Assistance Fund	1,950,000	11,079,720	5,000,000	0	0	0
2881	Water Projects Grant Fund	1,666,310	24,898,140	12,000,000	0	0	0
3362	Hhpd Rehab	0	1,200,000	503,289	0	0	0
3601	Nfwf Grant	222,732	1,500,000	2,000,000	0	0	0
3731	Title Xvi Water Recl & Reuse Program	0	20,812	0	0	0	0
3914	Reg Wetland Prg Dev Grt	210,992	100,000	100,000	0	0	0
	Total by Funding Source:	**21,630,204**	**67,915,083**	**46,211,151**	**0**	**0**	**0**

404 Report

Agency: 00709 Kansas Water Office
Version: 2028-A-02-00709

Fund Number: 1000 0303 Name: WATER RESOURCES OP EXP	FY 2026 Actuals	FY 2027 Adjusted Budget Request	FY 2028 Adjusted Budget Request	FY 2029 Adjusted Budget Request
40001 APPROPRIATION	1,434,374	1,417,887	1,502,147	0
40005 LAPSES	(49,564)	0	0	0
Total Available	1,384,810	1,417,887	1,502,147	0
Total Reportable Expenditures	1,384,809	1,417,887	1,502,147	0
Total Expenditures	1,384,809	1,417,887	1,502,147	0
Balance Forward	1	0	0	0

404 Report

Agency: 00709 Kansas Water Office
Version: 2028-A-02-00709

Fund Number: 1000 0304 Name: WATER RSRCS OP EXP-OFF HOS	FY 2026 Actuals	FY 2027 Adjusted Budget Request	FY 2028 Adjusted Budget Request	FY 2029 Adjusted Budget Request
40001 APPROPRIATION	1,500	1,500	1,500	0
Total Available	1,500	1,500	1,500	0
Total Reportable Expenditures	1,500	1,500	1,500	0
Total Expenditures	1,500	1,500	1,500	0
Balance Forward	0	0	0	0

404 Report

Agency: 00709 Kansas Water Office
Version: 2028-A-02-00709

Fund Number: 1800 1110 Name: SWPF-ASSESSMENT & EVALUATION	FY 2026 Actuals	FY 2027 Adjusted Budget Request	FY 2028 Adjusted Budget Request	FY 2029 Adjusted Budget Request
40001 APPROPRIATION	1,500,000	1,231,255	1,631,255	0
40002 REAPPROPRIATION	1,422,729	2,845	0	0
40004 TRANSFERS	200,000	0	0	0
40005 LAPSES	(22,729)	0	0	0
Total Available	3,100,000	1,234,100	1,631,255	0
Total Reportable Expenditures	3,097,154	1,234,100	1,631,255	0
Total Expenditures	3,097,154	1,234,100	1,631,255	0
Balance Forward	2,846	0	0	0

404 Report

Agency: 00709 Kansas Water Office
Version: 2028-A-02-00709

Fund Number: 1800 1150 Name: SWPF-MOU-STGE OP & MAINT	FY 2026 Actuals	FY 2027 Adjusted Budget Request	FY 2028 Adjusted Budget Request	FY 2029 Adjusted Budget Request
40001 APPROPRIATION	778,711	1,293,601	918,362	0
40002 REAPPROPRIATION	114,973	114,454	0	0
Total Available	893,684	1,408,055	918,362	0
Total Reportable Expenditures	779,230	1,408,055	918,362	0
Total Expenditures	779,230	1,408,055	918,362	0
Balance Forward	114,454	0	0	0

404 Report

Agency: 00709 Kansas Water Office
Version: 2028-A-02-00709

Fund Number: 1800 1190 Name: SWPF-STREAM GAGING PRG	FY 2026 Actuals	FY 2027 Adjusted Budget Request	FY 2028 Adjusted Budget Request	FY 2029 Adjusted Budget Request
40001 APPROPRIATION	698,708	798,708	698,708	0
40002 REAPPROPRIATION	0	123,377	0	0
Total Available	698,708	922,085	698,708	0
Total Reportable Expenditures	575,331	922,085	698,708	0
Total Expenditures	575,331	922,085	698,708	0
Balance Forward	123,377	0	0	0

404 Report

Agency: 00709 Kansas Water Office
Version: 2028-A-02-00709

Fund Number: 1800 1200 Name: SWPF-TECH ASST TO WATER USERS	FY 2026 Actuals	FY 2027 Adjusted Budget Request	FY 2028 Adjusted Budget Request	FY 2029 Adjusted Budget Request
40001 APPROPRIATION	500,000	500,000	500,000	0
40002 REAPPROPRIATION	239,939	364,939	0	0
Total Available	739,939	864,939	500,000	0
Total Reportable Expenditures	375,000	864,939	500,000	0
Total Expenditures	375,000	864,939	500,000	0
Balance Forward	364,939	0	0	0

404 Report

Agency: 00709 Kansas Water Office
Version: 2028-A-02-00709

Fund Number: 1800 1275 Name: Reservoir & Wtr Qlty Research	FY 2026 Actuals	FY 2027 Adjusted Budget Request	FY 2028 Adjusted Budget Request	FY 2029 Adjusted Budget Request
40001 APPROPRIATION	500,000	500,000	500,000	0
40002 REAPPROPRIATION	104,704	2,712	0	0
40005 LAPSES	(24,704)	0	0	0
Total Available	580,000	502,712	500,000	0
Total Reportable Expenditures	577,288	502,712	500,000	0
Total Expenditures	577,288	502,712	500,000	0
Balance Forward	2,712	0	0	0

404 Report

Agency: 00709 Kansas Water Office
Version: 2028-A-02-00709

Fund Number: 1800 1280 Name: WATER QUALITY PARTNERSHIPS	FY 2026 Actuals	FY 2027 Adjusted Budget Request	FY 2028 Adjusted Budget Request	FY 2029 Adjusted Budget Request
40001 APPROPRIATION	1,464,890	850,000	850,000	0
40002 REAPPROPRIATION	1,538,750	1,773,335	0	0
40005 LAPSES	(788,750)	0	0	0
Total Available	2,214,890	2,623,335	850,000	0
Total Reportable Expenditures	441,555	2,623,335	850,000	0
Total Expenditures	441,555	2,623,335	850,000	0
Balance Forward	1,773,335	0	0	0

404 Report

Agency: 00709 Kansas Water Office
Version: 2028-A-02-00709

Fund Number: 1800 1281 Name: KS WTR PL EDU AND OUTRCH STRTG	FY 2026 Actuals	FY 2027 Adjusted Budget Request	FY 2028 Adjusted Budget Request	FY 2029 Adjusted Budget Request
40001 APPROPRIATION	400,000	400,000	400,000	0
40002 REAPPROPRIATION	750,946	351,825	0	0
40004 TRANSFERS	(200,000)	0	0	0
40005 LAPSES	(250,946)	0	0	0
Total Available	700,000	751,825	400,000	0
Total Reportable Expenditures	348,175	751,825	400,000	0
Total Expenditures	348,175	751,825	400,000	0
Balance Forward	351,825	0	0	0

404 Report

Agency: 00709 Kansas Water Office
Version: 2028-A-02-00709

Fund Number: 1800 1282 Name: HIGH PLAINS AQUIFER PRTNERSHIP	FY 2026 Actuals	FY 2027 Adjusted Budget Request	FY 2028 Adjusted Budget Request	FY 2029 Adjusted Budget Request
40001 APPROPRIATION	2,000,000	2,000,000	2,000,000	0
40002 REAPPROPRIATION	2,395,854	1,277,397	0	0
40005 LAPSES	(895,854)	0	0	0
Total Available	3,500,000	3,277,397	2,000,000	0
Total Reportable Expenditures	2,222,603	3,277,397	2,000,000	0
Total Expenditures	2,222,603	3,277,397	2,000,000	0
Balance Forward	1,277,397	0	0	0

404 Report

Agency: 00709 Kansas Water Office
Version: 2028-A-02-00709

Fund Number: 1800 1286 Name: KS RESERVOIR PROTECTION INIT	FY 2026 Actuals	FY 2027 Adjusted Budget Request	FY 2028 Adjusted Budget Request	FY 2029 Adjusted Budget Request
40002 REAPPROPRIATION	89,888	14,066	0	0
40005 LAPSES	(64,888)	0	0	0
Total Available	25,000	14,066	0	0
Total Reportable Expenditures	10,934	14,066	0	0
Total Expenditures	10,934	14,066	0	0
Balance Forward	14,066	0	0	0

404 Report

Agency: 00709 Kansas Water Office
Version: 2028-A-02-00709

Fund Number: 1800 1287 Name: Equus Beds Chloride Project	FY 2026 Actuals	FY 2027 Adjusted Budget Request	FY 2028 Adjusted Budget Request	FY 2029 Adjusted Budget Request
40002 REAPPROPRIATION	66,786	0	0	0
40005 LAPSES	(66,786)	0	0	0
Total Available	0	0	0	0
Total Expenditures	0	0	0	0
Balance Forward	0	0	0	0

404 Report

Agency: 00709 Kansas Water Office
Version: 2028-A-02-00709

Fund Number: 1800 1289 Name: Arbuckle Study	FY 2026 Actuals	FY 2027 Adjusted Budget Request	FY 2028 Adjusted Budget Request	FY 2029 Adjusted Budget Request
40001 APPROPRIATION	300,000	70,000	0	0
Total Available	300,000	70,000	0	0
Total Reportable Expenditures	300,000	70,000	0	0
Total Expenditures	300,000	70,000	0	0
Balance Forward	0	0	0	0

404 Report

Agency: 00709 Kansas Water Office
Version: 2028-A-02-00709

Fund Number: 1800 1291 Name: WTR PLANNING & PROJECT DVLPMN	FY 2026 Actuals	FY 2027 Adjusted Budget Request	FY 2028 Adjusted Budget Request	FY 2029 Adjusted Budget Request
40001 APPROPRIATION	1,500,000	1,230,000	2,135,239	0
Total Available	1,500,000	1,230,000	2,135,239	0
Total Reportable Expenditures	1,500,000	1,230,000	2,135,239	0
Total Expenditures	1,500,000	1,230,000	2,135,239	0
Balance Forward	0	0	0	0

404 Report

Agency: 00709 Kansas Water Office
Version: 2028-A-02-00709

Fund Number: 1800 1292 Name: INDEPENDENT PROGRAM EVALUATION	FY 2026 Actuals	FY 2027 Adjusted Budget Request	FY 2028 Adjusted Budget Request	FY 2029 Adjusted Budget Request
40001 APPROPRIATION	450,000	360,000	0	0
40005 LAPSES	(450,000)	0	0	0
Total Available	0	360,000	0	0
Total Reportable Expenditures	0	360,000	0	0
Total Expenditures	0	360,000	0	0
Balance Forward	0	0	0	0

404 Report

Agency: 00709 Kansas Water Office
Version: 2028-A-02-00709

Fund Number: 1800 1293 Name: JOHN REDMOND RVR HYDRO PLT PGM	FY 2026 Actuals	FY 2027 Adjusted Budget Request	FY 2028 Adjusted Budget Request	FY 2029 Adjusted Budget Request
40001 APPROPRIATION	1,500,000	0	0	0
40005 LAPSES	(1,500,000)	0	0	0
Total Available	0	0	0	0
Total Expenditures	0	0	0	0
Balance Forward	0	0	0	0

404 Report

Agency: 00709 Kansas Water Office
Version: 2028-A-02-00709

Fund Number: 1800 1300 Name: HB 2302 Projects	FY 2026 Actuals	FY 2027 Adjusted Budget Request	FY 2028 Adjusted Budget Request	FY 2029 Adjusted Budget Request
40001 APPROPRIATION	855,994	858,024	458,024	0
40002 REAPPROPRIATION	1,171,072	805,904	0	0
40005 LAPSES	(571,072)	0	0	0
Total Available	1,455,994	1,663,928	458,024	0
Total Reportable Expenditures	650,090	1,663,927	458,025	0
Total Expenditures	650,090	1,663,927	458,025	0
Balance Forward	805,904	1	(1)	0

404 Report

Agency: 00709 Kansas Water Office
Version: 2028-A-02-00709

Fund Number: / Name:	FY 2026 Actuals	FY 2027 Adjusted Budget Request	FY 2028 Adjusted Budget Request	FY 2029 Adjusted Budget Request
2022 2000 GENERAL FF				
40007 CASH FORWARD	194,357	221,628	221,628	171,628
441010 ALL OTHER OPERATING GRANTS	101,150	190,000	190,000	0
459090 OTHER MISCELLANEOUS REVENUE	88,070	0	0	0
Total Available	383,577	411,628	411,628	171,628
Total Reportable Expenditures	161,949	190,000	240,000	0
Total Expenditures	161,949	190,000	240,000	0
Balance Forward	221,628	221,628	171,628	171,628

404 Report

Agency: 00709 Kansas Water Office
Version: 2028-A-02-00709

Fund Number: 2022 2010 Name: General FF - Water Tech	FY 2026 Actuals	FY 2027 Adjusted Budget Request	FY 2028 Adjusted Budget Request	FY 2029 Adjusted Budget Request
40007 CASH FORWARD	0	1,539	1,539	1,539
420990 OTHER SERVICE CHARGES	1,831	35,000	35,000	0
Total Available	1,831	36,539	36,539	1,539
Total Reportable Expenditures	292	35,000	35,000	0
Total Expenditures	292	35,000	35,000	0
Balance Forward	1,539	1,539	1,539	1,539

404 Report

Agency: 00709 Kansas Water Office
Version: 2028-A-02-00709

Fund Number: 2203 2203 Name: Lower Smoky Hill Water Supply	FY 2026 Actuals	FY 2027 Adjusted Budget Request	FY 2028 Adjusted Budget Request	FY 2029 Adjusted Budget Request
40007 CASH FORWARD	28,731	57,462	57,462	57,462
420990 OTHER SERVICE CHARGES	91,338	36,216	47,600	0
Total Available	120,069	93,678	105,062	57,462
Total Reportable Expenditures	62,607	36,216	47,600	0
Total Expenditures	62,607	36,216	47,600	0
Balance Forward	57,462	57,462	57,462	57,462

404 Report

Agency: 00709 Kansas Water Office
Version: 2028-A-02-00709

Fund Number: 2255 2100 Name: WATER MARKETING FD	FY 2026 Actuals	FY 2027 Adjusted Budget Request	FY 2028 Adjusted Budget Request	FY 2029 Adjusted Budget Request
40007 CASH FORWARD	6,474,090	9,494,758	8,062,685	7,056,636
420990 OTHER SERVICE CHARGES	7,766,179	6,749,018	6,932,808	0
461900 OTHER ASSET CONVERSIONS	91,548	67,681	67,681	0
766020 OPERATING TRANSFERS OUT	(1,641,483)	(1,622,000)	(1,644,000)	0
Total Available	12,690,334	14,689,457	13,419,174	7,056,636
Total Reportable Expenditures	3,195,576	6,626,772	6,362,538	0
Total Expenditures	3,195,576	6,626,772	6,362,538	0
Balance Forward	9,494,758	8,062,685	7,056,636	7,056,636

404 Report

Agency: 00709 Kansas Water Office
Version: 2028-A-02-00709

Fund Number: 2255 2110 Name: WMF-RESERVE ACCOUNT	FY 2026 Actuals	FY 2027 Adjusted Budget Request	FY 2028 Adjusted Budget Request	FY 2029 Adjusted Budget Request
40007 CASH FORWARD	1,126,257	1,263,000	883,000	523,000
766010 OPERATING TRANSFERS IN	136,743	120,000	140,000	0
Total Available	1,263,000	1,383,000	1,023,000	523,000
Total Reportable Expenditures	0	500,000	500,000	0
Total Expenditures	0	500,000	500,000	0
Balance Forward	1,263,000	883,000	523,000	523,000

404 Report

Agency: 00709 Kansas Water Office
Version: 2028-A-02-00709

Fund Number: 2255 2210 Name: Bathymetry	FY 2026 Actuals	FY 2027 Adjusted Budget Request	FY 2028 Adjusted Budget Request	FY 2029 Adjusted Budget Request
40007 CASH FORWARD	191,094	182,551	82,551	2,551
459090 OTHER MISCELLANEOUS REVENUE	0	0	20,000	0
Total Available	191,094	182,551	102,551	2,551
Total Reportable Expenditures	8,543	100,000	100,000	0
Total Expenditures	8,543	100,000	100,000	0
Balance Forward	182,551	82,551	2,551	2,551

404 Report

Agency: 00709 Kansas Water Office
Version: 2028-A-02-00709

Fund Number: 2419 2419 Name: INDIRECT COST FUND	FY 2026 Actuals	FY 2027 Adjusted Budget Request	FY 2028 Adjusted Budget Request	FY 2029 Adjusted Budget Request
40007 CASH FORWARD	1,347	262	62	262
440100 FEDERAL GRANT OPERATING	105	600	1,000	0
Total Available	1,452	862	1,062	262
Total Non-Reportable Expenditures	1,190	0	0	0
Total Reportable Expenditures	0	800	800	0
Total Expenditures	1,190	800	800	0
Balance Forward	262	62	262	262

404 Report

Agency: 00709 Kansas Water Office
Version: 2028-A-02-00709

Fund Number: 2502 2600 Name: ST CONSERV STRG WATER SPLY FD	FY 2026 Actuals	FY 2027 Adjusted Budget Request	FY 2028 Adjusted Budget Request	FY 2029 Adjusted Budget Request
40007 CASH FORWARD	13,242,753	15,111,839	14,111,839	11,111,839
430150 AVERAGE DAILY BALANCE INTEREST	519,086	500,000	500,000	0
766010 OPERATING TRANSFERS IN	1,500,000	1,500,000	1,500,000	0
Total Available	15,261,839	17,111,839	16,111,839	11,111,839
Total Reportable Expenditures	150,000	3,000,000	5,000,000	0
Total Expenditures	150,000	3,000,000	5,000,000	0
Balance Forward	15,111,839	14,111,839	11,111,839	11,111,839

404 Report

Agency: 00709 Kansas Water Office
Version: 2028-A-02-00709

Fund Number: 2620 3200 Name: LOCAL WATER PROJECT MATCH FD	FY 2026 Actuals	FY 2027 Adjusted Budget Request	FY 2028 Adjusted Budget Request	FY 2029 Adjusted Budget Request
40007 CASH FORWARD	60,226	60,226	60,226	60,226
441010 ALL OTHER OPERATING GRANTS	97,200	205,600	205,600	0
Total Available	157,426	265,826	265,826	60,226
Total Reportable Expenditures	97,200	205,600	205,600	0
Total Expenditures	97,200	205,600	205,600	0
Balance Forward	60,226	60,226	60,226	60,226

404 Report

Agency: 00709 Kansas Water Office
Version: 2028-A-02-00709

Fund Number: 2631 2900 Name: WSSA-DIST 1 ADM & ENFORCEMENT	FY 2026 Actuals	FY 2027 Adjusted Budget Request	FY 2028 Adjusted Budget Request	FY 2029 Adjusted Budget Request
40007 CASH FORWARD	32,848	37,440	39,440	41,440
420990 OTHER SERVICE CHARGES	456,153	491,870	344,280	0
430150 AVERAGE DAILY BALANCE INTEREST	4,591	2,000	2,000	0
Total Available	493,592	531,310	385,720	41,440
Total Reportable Expenditures	456,152	491,870	344,280	0
Total Expenditures	456,152	491,870	344,280	0
Balance Forward	37,440	39,440	41,440	41,440

404 Report

Agency: 00709 Kansas Water Office
Version: 2028-A-02-00709

Fund Number: 2631 3100 Name: WSSA-DIST 2 ADM & ENFORCEMENT	FY 2026 Actuals	FY 2027 Adjusted Budget Request	FY 2028 Adjusted Budget Request	FY 2029 Adjusted Budget Request
40007 CASH FORWARD	110,382	114,795	117,795	120,794
420990 OTHER SERVICE CHARGES	146,943	191,731	215,690	0
430150 AVERAGE DAILY BALANCE INTEREST	4,413	3,000	3,000	0
Total Available	261,738	309,526	336,485	120,794
Total Reportable Expenditures	146,943	191,731	215,691	0
Total Expenditures	146,943	191,731	215,691	0
Balance Forward	114,795	117,795	120,794	120,794

404 Report

Agency: 00709 Kansas Water Office
Version: 2028-A-02-00709

Fund Number: 2631 4100 Name: WSSA-DIST 3 ADM & ENFORCEMENT	FY 2026 Actuals	FY 2027 Adjusted Budget Request	FY 2028 Adjusted Budget Request	FY 2029 Adjusted Budget Request
40007 CASH FORWARD	34,234	34,490	35,490	36,490
420990 OTHER SERVICE CHARGES	70,219	96,593	161,118	0
430150 AVERAGE DAILY BALANCE INTEREST	1,165	1,000	1,000	0
Total Available	105,618	132,083	197,608	36,490
Total Reportable Expenditures	71,128	96,593	161,118	0
Total Expenditures	71,128	96,593	161,118	0
Balance Forward	34,490	35,490	36,490	36,490

404 Report

Agency: 00709 Kansas Water Office
Version: 2028-A-02-00709

Fund Number: 2690 2640 Name: REPBLCN RV-WTR CNSV PRJ-NE F	FY 2026 Actuals	FY 2027 Adjusted Budget Request	FY 2028 Adjusted Budget Request	FY 2029 Adjusted Budget Request
40007 CASH FORWARD	2,181,703	1,298,227	578,227	48,227
430150 AVERAGE DAILY BALANCE INTEREST	81,445	80,000	70,000	0
459090 OTHER MISCELLANEOUS REVENUE	0	0	700,000	0
Total Available	2,263,148	1,378,227	1,348,227	48,227
Total Reportable Expenditures	964,921	800,000	1,300,000	0
Total Expenditures	964,921	800,000	1,300,000	0
Balance Forward	1,298,227	578,227	48,227	48,227

404 Report

Agency: 00709 Kansas Water Office
Version: 2028-A-02-00709

Fund Number: 2691 2680 Name: REPBLCN RV-WTR CNSV PRJ-CO F	FY 2026 Actuals	FY 2027 Adjusted Budget Request	FY 2028 Adjusted Budget Request	FY 2029 Adjusted Budget Request
40007 CASH FORWARD	1,173,295	1,218,984	763,984	303,984
430150 AVERAGE DAILY BALANCE INTEREST	45,689	45,000	40,000	0
Total Available	1,218,984	1,263,984	803,984	303,984
Total Reportable Expenditures	0	500,000	500,000	0
Total Expenditures	0	500,000	500,000	0
Balance Forward	1,218,984	763,984	303,984	303,984

404 Report

Agency: 00709 Kansas Water Office
Version: 2028-A-02-00709

Fund Number: 2875 2875 Name: Water Technical Assistance	FY 2026 Actuals	FY 2027 Adjusted Budget Request	FY 2028 Adjusted Budget Request	FY 2029 Adjusted Budget Request
40007 CASH FORWARD	2,529,721	6,079,721	1	1
766010 OPERATING TRANSFERS IN	5,500,000	5,000,000	5,000,000	0
Total Available	8,029,721	11,079,721	5,000,001	1
Total Reportable Expenditures	1,950,000	11,079,720	5,000,000	0
Total Expenditures	1,950,000	11,079,720	5,000,000	0
Balance Forward	6,079,721	1	1	1

404 Report

Agency: 00709 Kansas Water Office
Version: 2028-A-02-00709

Fund Number: 2881 2881 Name: Water Project Grants	FY 2026 Actuals	FY 2027 Adjusted Budget Request	FY 2028 Adjusted Budget Request	FY 2029 Adjusted Budget Request
40007 CASH FORWARD	2,064,450	12,898,140	0	0
766010 OPERATING TRANSFERS IN	12,500,000	12,000,000	12,000,000	0
Total Available	14,564,450	24,898,140	12,000,000	0
Total Reportable Expenditures	1,666,310	24,898,140	12,000,000	0
Total Expenditures	1,666,310	24,898,140	12,000,000	0
Balance Forward	12,898,140	0	0	0

404 Report

Agency: 00709 Kansas Water Office
Version: 2028-A-02-00709

Fund Number: 3103 3103 Name: MULTIPURPOSE GRANT	FY 2026 Actuals	FY 2027 Adjusted Budget Request	FY 2028 Adjusted Budget Request	FY 2029 Adjusted Budget Request
40007 CASH FORWARD	25	25	25	25
Total Available	25	25	25	25
Total Expenditures	0	0	0	0
Balance Forward	25	25	25	25

404 Report

Agency: 00709 Kansas Water Office
Version: 2028-A-02-00709

Fund Number: 3342 3342 Name: EMER MGMT PRFORM GRANT	FY 2026 Actuals	FY 2027 Adjusted Budget Request	FY 2028 Adjusted Budget Request	FY 2029 Adjusted Budget Request
40007 CASH FORWARD	2,964	2,964	2,964	2,964
Total Available	2,964	2,964	2,964	2,964
Total Expenditures	0	0	0	0
Balance Forward	2,964	2,964	2,964	2,964

404 Report

Agency: 00709 Kansas Water Office
Version: 2028-A-02-00709

Fund Number: 3362 3362 Name: HHPD REHAB 2019	FY 2026 Actuals	FY 2027 Adjusted Budget Request	FY 2028 Adjusted Budget Request	FY 2029 Adjusted Budget Request
40007 CASH FORWARD	28,931	87,737	87,737	87,737
441010 ALL OTHER OPERATING GRANTS	58,806	1,200,000	503,289	0
Total Available	87,737	1,287,737	591,026	87,737
Total Reportable Expenditures	0	1,200,000	503,289	0
Total Expenditures	0	1,200,000	503,289	0
Balance Forward	87,737	87,737	87,737	87,737

404 Report

Agency: 00709 Kansas Water Office
Version: 2028-A-02-00709

Fund Number: 3601 3601 Name: NFWF Grant	FY 2026 Actuals	FY 2027 Adjusted Budget Request	FY 2028 Adjusted Budget Request	FY 2029 Adjusted Budget Request
40007 CASH FORWARD	0	(1)	(1)	(1)
440100 FEDERAL GRANT OPERATING	221,581	1,500,000	2,000,000	0
469290 FED INDIRECT COST TRANSF IN	1,150	0	0	0
Total Available	222,731	1,499,999	1,999,999	(1)
Total Reportable Expenditures	222,732	1,500,000	2,000,000	0
Total Expenditures	222,732	1,500,000	2,000,000	0
Balance Forward	(1)	(1)	(1)	(1)

404 Report

Agency: 00709 Kansas Water Office
Version: 2028-A-02-00709

Fund Number: 3673 3690 Name: FG&RF-NEOSHO STREAM BANK-ARRA	FY 2026 Actuals	FY 2027 Adjusted Budget Request	FY 2028 Adjusted Budget Request	FY 2029 Adjusted Budget Request
40007 CASH FORWARD	(1)	(1)	0	0
469090 OTHER NONREVENUE RECEIPTS	0	1	0	0
Total Available	(1)	0	0	0
Total Expenditures	0	0	0	0
Balance Forward	(1)	0	0	0

404 Report

Agency: 00709 Kansas Water Office
Version: 2028-A-02-00709

Fund Number: 3673 3715 Name: FG&RF-BUR OF RECLAMT-GMD 3 MDL	FY 2026 Actuals	FY 2027 Adjusted Budget Request	FY 2028 Adjusted Budget Request	FY 2029 Adjusted Budget Request
40007 CASH FORWARD	1	1	0	0
469090 OTHER NONREVENUE RECEIPTS	0	(1)	0	0
Total Available	1	0	0	0
Total Expenditures	0	0	0	0
Balance Forward	1	0	0	0

404 Report

Agency: 00709 Kansas Water Office
Version: 2028-A-02-00709

Fund Number: 3731 3731 Name: Title XVI Water Recl & Reuse Program	FY 2026 Actuals	FY 2027 Adjusted Budget Request	FY 2028 Adjusted Budget Request	FY 2029 Adjusted Budget Request
40007 CASH FORWARD	0	0	0	0
440100 FEDERAL GRANT OPERATING	0	20,812	0	0
Total Available	0	20,812	0	0
Total Reportable Expenditures	0	20,812	0	0
Total Expenditures	0	20,812	0	0
Balance Forward	0	0	0	0

404 Report

Agency: 00709 Kansas Water Office
Version: 2028-A-02-00709

Fund Number: 3914 3920 Name: RWPDG-KDHE ON SITE ASST	FY 2026 Actuals	FY 2027 Adjusted Budget Request	FY 2028 Adjusted Budget Request	FY 2029 Adjusted Budget Request
40007 CASH FORWARD	70,083	70,083	70,083	70,083
Total Available	70,083	70,083	70,083	70,083
Total Expenditures	0	0	0	0
Balance Forward	70,083	70,083	70,083	70,083

404 Report

Agency: 00709 Kansas Water Office
Version: 2028-A-02-00709

Fund Number: 3914 3940 Name: EPA WETLAND DEV GRT	FY 2026 Actuals	FY 2027 Adjusted Budget Request	FY 2028 Adjusted Budget Request	FY 2029 Adjusted Budget Request
40007 CASH FORWARD	0	~~(68,752)~~	~~(68,752)~~	~~(68,752)~~
440100 FEDERAL GRANT OPERATING	142,240	100,000	100,000	0
Total Available	~~142,240~~	~~31,248~~	~~31,248~~	~~(68,752)~~
Total Non-Reportable Expenditures	68,666	0	0	0
Total Reportable Expenditures	142,326	100,000	100,000	0
Total Expenditures	210,992	100,000	100,000	0
Balance Forward	~~(68,752)~~	~~(68,752)~~	~~(68,752)~~	~~(68,752)~~

68,752 0.00 0.00 0.00

210,992 100,000 100,000

0.00 0.00 0.00 0.00

KWO – Revenue Description

WATER PLANNING AND IMPLEMENTATION PROGRAM – The Office Administration Program administers the daily operations of the Kansas Water Office (KWO) and the Kansas Water Authority (KWA). Throughout each year funds are generated as a result of daily operations.

General Fee Fund (2022-2000) – Conferences serve as an important tool for education and outreach to targeted audiences. Each year, the Kansas Water Office hosts the Governor's Conference on the Future of Water in Kansas. Over its eleven-year history, the event has drawn between 500 and 700 attendees, including legislators, water managers, scientists, state and federal officials, city and county administrators, organizations, irrigators, and citizens with an interest in Kansas water resources. Registration fees cover a portion of conference costs, with the remaining expenses supported through sponsorships from private firms and organizations. Projected revenues are $190,000 for FY2027 and $240,000 for FY2028.

General Fee Fund (2022-2010) – The Water Innovation Systems and Education (WISE) Tour is one of our largest annual events, now entering its eighth year with attendance reaching approximately 275 participants. In addition to the WISE Tour, we host several smaller events that create valuable opportunities for attendees and exhibitors to engage in discussions on irrigation technology, soil moisture probes, crop selection, seeding rates, and other tools and practices that support efficient water use. Event costs are fully supported through exhibitor and sponsor contributions. Revenues are projected at $35,000 for both FY2027 and FY2028.

Indirect Cost Fund (2419) – Over the past few years many grants have converted to providing reimbursements for a percentage of direct cost, which has significantly reduced revenue from indirect costs. The revenue estimate from current grants for FY2027 & FY2028 are estimated at $800 each year. These estimated revenues will change based on the award of new grants each Federal Fiscal Year.

Local Water Project Match Fund (2620-3200) – KWO partners with local entities to match funds provided by the Federal Government. Revenues for FY2027 & FY2028 are estimated at $205,600 each year from contributions made by private and public sources reimbursing the KWO for joint program expenses. Revenues are expected to come primarily from water suppliers involved in the Kansas River Water Quality Study, which will be matched with state funds.

State Special Grants

Water Technical Assistance Fund (2875-2875) – **Effective April 27, 2023-** HB2302 established the water technical assistance fund within the KWO to provide grants for the planning, engineering, managing and other technical assistance that may be necessary in the development of plans for water infrastructure projects or for processing the grant and loan applications for such water infrastructure projects. Through this fund the KWO may offer services directly, provide funding to other organizations to provide such services at no cost to a municipality or special district related to water or provide grants directly to applicants to cover expenses related to the hiring of such technical assistance. Revenues are expected to be $5,000,000 for both FY2027 and FY2028.

Water Projects Grant Fund (2881-2881) – **Effective April 27, 2023-** HB2302 established within the KWO full or partial funding in the form of grants to any municipality or special district related to water established pursuant to the laws of the state of Kansas for the following: (1) Construction, repair, maintenance or replacement of water related infrastructures and any related construction costs; (2) matching moneys for grant or loan applications for water related infrastructure projects. Revenues are expected to be $12,000,000 for both FY2027 and FY2028.

KWO – Revenue Description

Federal Grants

FEMA Federal Grant (3362) – KWO was awarded a federal grant from the Federal Emergency Management Agency. Based on the current award, projected revenue is $1,200,000 for FY2027 and $503,289 for FY2028.

BoR Federal Grants (3731) – KWO was awarded a federal grant through the Bureau of Reclamation's Title XVI Water Reclamation and Reuse program. Based on the current award, projected revenue is $20,812 for FY2027 and is closed for FY2028.

EPA Federal Grants (3914) – KWO frequently receives federal grants from the Environmental Protection Agency for studies and demonstration projects. Most federal grants are awarded over a 2-year period and run on the federal fiscal year which begins October 1 and ends September 30 with extension to December 31st. The Kansas Water Office currently has two EPA federal grants. Based on the current awards, projected revenues are $100,000 for FY2027 and $100,000 for FY2028.

NFWF Federal Grant (NEW) – KWO was awarded a federal grant from the National Fish and Wildlife Foundation. Based on the current award, projected revenue is $1,500,000 for FY2027 and $2,000,000 for FY2028.

PUBLIC WATER SUPPLY PROGRAM – KWO administers the provisions of four acts relating to public water supply which involve the collection of revenue: The State Water Plan Storage Act, the Water Assurance Program Act, the Lower Smoky Hill Water Supply Access Program and the Multipurpose Small Lakes Program Act. Funds and accounts have been established for the State Water Marketing Program (Water Plan Storage), the Water Assurance Program, and the Lower Smoky Hill Water Supply Access Program. The Conservation Storage Water Supply Fund provides that revenue from the Water Marketing Fund may be deposited for the purposes of acquisition, development, or maintenance of state-owned conservation storage water supply.

KWO has developed the Public Water Supply Program Comprehensive Capital Development (CCDP) Plan in order to account for all revenue and expenses related to the State's public water supply storage. The CCDP interconnects additional funding sources related to state-owned public water supply (PWS) storage, including the Water Assurance Program and State Water Plan funds specifically tied to PWS storage, as included herein. The CCDP also includes a detailed breakdown of the specific funding amounts associated with each separate Kansas federal reservoir. Below is an overview of the specific funds included in the CCCP. For a more detailed description of the Public Water Supply Program, refer to the 2017 CCDP as attached.

Water Marketing Fund (2255-2100)

The Water Marketing Program operates on a cash basis. Each calendar year, major revenues are received in January and February and major expenditures occur in September and October. The monthly cash flow is an important operational consideration. An operational reserve accommodates the uncertainty of projecting water sales revenue. In previous Plans, the KWA approved the goal of developing and maintaining an operational reserve of $500,000, an approximate 25% operating reserve. The 2017 CCDP proposes to utilize a portion of funds generated from the previous year's water sales associated with marketing contracts for Operational Reserve.

Prior to the updated 2017 CCDP, the Authority had sought to flatten out variations in the rate to be able to lend financial stability to both customers and the Water Marketing Program. A stepped increase in the variable rate was adopted by the KWA in conjunction with discussions regarding reservoir restoration. The previously approved flattened rate was projected to provide adequate revenue to cover program expenses and provide funding for protection and restoration projects.

The development of the 2017 CCDP included an evaluation the flattened rate against the long-term needs of the program. It was determined that, due to the future use storage calls that will be made within the next 20 years, the previously approved flattened rate would not meet program needs in the long-term. The CCDP includes an update to the variable rate structure with an annual increase. Estimated Revenue for FY2027 is $6,816,699 and $7,000,489 for FY2028. .

KWO – Revenue Description

Specific Use Accounts

Operation and Maintenance Set-Aside Account (2255-2110)

In 1991, an Operation and Maintenance (O & M) Set-Aside Account within the Water Marketing Fund was established. It enables the Program to pay for any unusually high O & M expenses without causing abnormally high spikes in the rate. Up to 1 cent per 1,000 gallons of revenue from purchasers may be credited to this account if there is any remaining revenue after expenses are met. This Fund has a current balance of $1,263,000.

Conservation Storage Development Fund (2502-2600)

The State Conservation Storage Water Supply Fund was established as a savings fund for acquisition, development or maintenance of state-owned public water supply storage. This Fund has a current balance of $15,111,839.

Access District Fund (2203)

The Access District Fund receives money from the Lower Smoky Hill Water Supply Access District. In 2011, legislation was passed for the Lower Smoky Hill Water Supply Access Program (K.S.A 82a-2301 et seq., as amended), which was a step toward drought contingency for surface water users below Kanopolis Reservoir. The legislation allowed surface water right holders below Kanopolis Reservoir and the City of Salina to voluntarily join together to obtain storage in the lake to cover the desired portion of their authorized water right quantities.

In 2016, the Lower Smoky Hill Water Supply Access District was formed, and the Access District purchased a portion of the water supply pool from Kanopolis Reservoir through a lump sum payment to the State in accordance with the purchase contract between the KWO and the Access District. The water supply storage in Kanopolis purchased by the Access District can be utilized to supplement the Smoky Hill River streamflow to provide the ability for Access District members to make use of their reasonable and justified authorized quantities under their water rights through drought conditions.

The Access District is charged for the cost incurred by the State for operation and maintenance of the portion of storage dedicated to the use of the district. Payments from the Access District are passed through to the Army Corps of Engineers for operation and maintenance costs. Estimated Revenue for FY2027 is $36,216 and FY2028 is $47,600.

Water Assurance Fund (2631)

The Water Assurance Fund receives money from three water assurance districts. The purpose of the Water Assurance Program is to allow for coordinated operation of water storage space in federal reservoirs to satisfy downstream municipal and industrial water rights during drought conditions. Water right holders are therefore assured to receive enhanced flow during times of drought while the state operates the reservoirs in a basin as a system for increased efficiency in water delivery.

The districts are charged for the costs incurred by the State for both principal and interest associated with storage construction and operation and maintenance of the storage dedicated to the use of the districts. Payments from the assurance districts are passed through to the Corps of Engineers for principal and interest and operation and maintenance costs. In addition, the districts are charged for the cost to administer and enforce the program. These funds are transferred to the Water Marketing Fund to cover a portion of the cost of positions funded by the Water Marketing Fund. A small amount is also transferred to the SGF to repay Kansas Department of Agriculture for the Division of Water Resource's costs to assist with the program's administration. Estimated Revenue for FY2027 is $780,194 and FY2028 is $721,089.

406/410 series report

Dept. Name: Kansas Water Office
Agency Name: Kansas Water Office
Agency Reporting Level: 00
Version: 2028-A-02-00709

Date: 09/09/2026
Time: 13:07:51

Division of the Budget
KANSAS

Obj. Code	OBJECTS OF EXPENDITURE	FY 2026 Actuals	FY 2027 Adjusted Budget Request	FY 2028 Base Budget Request	null	null	null
	Salaries and Wages	2,382,984	2,578,118	2,737,206	0	0	0
	TOTAL Salaries and Wages	**2,382,984**	**2,578,118**	**2,737,206**	**0**	**0**	**0**
52000	Communication	36,761	37,760	38,260	0	0	0
52200	Printing and Advertising	5,259	2,650	2,650	0	0	0
52300	Rents	231,315	224,026	259,188	0	0	0
52400	Reparing and Servicing	207,256	9,950	7,150	0	0	0
52500	Travel and Subsistence	56,860	39,750	41,750	0	0	0
52510	InState Travel and Subsistence	65,935	74,440	76,427	0	0	0
52520	Out of State Travel and Subsis	22,936	10,450	12,450	0	0	0
52600	Fees-other Services	101,717	90,100	90,100	0	0	0
52700	Fee-Professional Services	3,046,647	504,500	485,000	0	0	0
52900	Other Contractual Services	9,703,889	22,385,235	22,520,970	0	0	0
	TOTAL Contractual Services	**13,478,575**	**23,378,861**	**23,533,945**	**0**	**0**	**0**
53000	Clothing	179	0	0	0	0	0
53200	Food for Human Consumption	113,229	92,500	102,500	0	0	0
53400	Maint Constr Material Supply	190	2,700	2,700	0	0	0
53500	Vehicle Part Supply Accessory	20,552	23,000	25,000	0	0	0
53700	Office and Data Supplies	3,226	4,100	4,100	0	0	0
53900	Other Supplies and Materials	6,802	25,400	26,400	0	0	0
	TOTAL Commodities	**144,178**	**147,700**	**160,700**	**0**	**0**	**0**
	TOTAL Capital Outlay	**17,180**	**31,812**	**29,300**	**0**	**0**	**0**
	SUBTOTAL State Operations	**16,022,917**	**26,136,491**	**26,461,151**	**0**	**0**	**0**
55200	Claims	1,471,121	5,800,732	2,750,000	0	0	0
55500	State Special Grants	4,066,310	35,977,860	17,000,000	0	0	0
	TOTAL Other Assistance	**5,537,431**	**41,778,592**	**19,750,000**	**0**	**0**	**0**
	TOTAL REPORTABLE EXPENDITURES	**21,560,348**	**67,915,083**	**46,211,151**	**0**	**0**	**0**
57000	Other Non-expense	68,706	0	0	0	0	0
77300	Transfers	1,150	0	0	0	0	0
	TOTAL Non-Expense Items	**69,856**	**0**	**0**	**0**	**0**	**0**
	TOTAL EXPENDITURES	**21,630,204**	**67,915,083**	**46,211,151**	**0**	**0**	**0**

406/410 series report

Dept. Name: Kansas Water Office
Agency Name: Kansas Water Office
Agency Reporting Level: 00
Version: 2028-A-02-00709

Date: 09/09/2026
Time: 13:07:51

Division of the Budget
KANSAS

Series	Fund Code	FUND/ACCOUNT TITLE	FY 2026 Actuals	FY 2027 Adjusted Budget Request	FY 2028 Base Budget Request	null	null	null
1	1000	0303 WATER RESOURCES OP EXP	1,141,638	1,174,715	1,258,974	0	0	0
1	**1000**	**1000 SUBTOTAL for 1000's**	**1,141,638**	**1,174,715**	**1,258,974**	**0**	**0**	**0**
1	1800	1281 KS WTR PL EDU AND OUTRCH STRTG	102	0	0	0	0	0
1	1800	1300 HB 2302 Projects	155,122	165,140	175,266	0	0	0
1	**1800**	**1800 SUBTOTAL for 1800's**	**155,224**	**165,140**	**175,266**	**0**	**0**	**0**
1	2255	2100 WATER MARKETING FD	1,084,247	1,238,263	1,302,966	0	0	0
1	**2255**	**2255 SUBTOTAL for 2255's**	**1,084,247**	**1,238,263**	**1,302,966**	**0**	**0**	**0**
1	3601	3601 3601 NFWF Grant	1,611	0	0	0	0	0
1	**3601**	**3601 SUBTOTAL for 3601's**	**1,611**	**0**	**0**	**0**	**0**	**0**
1	3914	3940 EPA WETLAND DEV GRT	264	0	0	0	0	0
1	**3914**	**3914 SUBTOTAL for 3914's**	**264**	**0**	**0**	**0**	**0**	**0**
		1312 TOTAL Salaries and Wages	**2,382,984**	**2,578,118**	**2,737,206**	**0**	**0**	**0**
2	1000	0303 WATER RESOURCES OP EXP	229,588	231,372	231,373	0	0	0
2	1000	0304 WATER RSRCS OP EXP-OFF HOS	1,500	1,500	1,500	0	0	0
2	**1000**	**1000 SUBTOTAL for 1000's**	**231,088**	**232,872**	**232,873**	**0**	**0**	**0**
2	1800	1110 SWPF-ASSESSMENT & EVALUATION	3,097,154	1,234,100	1,631,255	0	0	0
2	1800	1150 SWPF-MOU-STGE OP & MAINT	779,230	1,408,055	918,362	0	0	0
2	1800	1190 SWPF-STREAM GAGING PRG	575,331	922,085	698,708	0	0	0
2	1800	1200 SWPF-TECH ASST TO WATER USERS	375,000	864,939	500,000	0	0	0
2	1800	1275 Reservoir & Wtr Qlty Research	577,288	468,800	468,800	0	0	0
2	1800	1280 WATER QUALITY PARTNERSHIPS	441,555	0	0	0	0	0
2	1800	1281 KS WTR PL EDU AND OUTRCH STRTG	343,891	751,825	400,000	0	0	0
2	1800	1282 HIGH PLAINS AQUIFER PRTNERSHIP	522,516	100,000	100,000	0	0	0
2	1800	1286 KS RESERVOIR PROTECTION INIT	10,563	14,066	0	0	0	0
2	1800	1289 Arbuckle Study	300,000	70,000	0	0	0	0
2	1800	1291 WTR PLANNING & PROJECT DVLPMN	1,500,000	1,230,000	2,135,239	0	0	0
2	1800	1292 INDEPENDENT PROGRAM EVALUATION	0	360,000	0	0	0	0
2	1800	1300 HB 2302 Projects	493,161	1,498,788	282,758	0	0	0
2	**1800**	**1800 SUBTOTAL for 1800's**	**9,015,689**	**8,922,658**	**7,135,122**	**0**	**0**	**0**
2	2022	2000 GENERAL FF	44,874	96,300	136,300	0	0	0
2	2022	2010 General FF - Water Tech	241	9,500	9,500	0	0	0
2	**2022**	**2022 SUBTOTAL for 2022's**	**45,115**	**105,800**	**145,800**	**0**	**0**	**0**
2	2203	2203 2203 Lower Smoky Hill Water Supply	62,607	36,216	47,600	0	0	0
2	**2203**	**2203 SUBTOTAL for 2203's**	**62,607**	**36,216**	**47,600**	**0**	**0**	**0**
2	2255	2100 WATER MARKETING FD	2,091,899	5,374,709	5,042,572	0	0	0
2	2255	2110 WMF-RESERVE ACCOUNT	0	500,000	500,000	0	0	0
2	2255	2210 Bathymetry	3,771	100,000	100,000	0	0	0
2	**2255**	**2255 SUBTOTAL for 2255's**	**2,095,670**	**5,974,709**	**5,642,572**	**0**	**0**	**0**
2	2502	2600 ST CONSERV STRG WATER SPLY FD	150,000	3,000,000	5,000,000	0	0	0
2	**2502**	**2502 SUBTOTAL for 2502's**	**150,000**	**3,000,000**	**5,000,000**	**0**	**0**	**0**
2	2620	3200 LOCAL WATER PROJECT MATCH FD	97,200	205,600	205,600	0	0	0
2	**2620**	**2620 SUBTOTAL for 2620's**	**97,200**	**205,600**	**205,600**	**0**	**0**	**0**
2	2631	2900 WSSA-DIST 1 ADM & ENFORCEMENT	456,152	491,870	344,280	0	0	0
2	2631	3100 WSSA-DIST 2 ADM & ENFORCEMENT	146,943	191,731	215,691	0	0	0
2	2631	4100 WSSA-DIST 3 ADM & ENFORCEMENT	71,128	96,593	161,118	0	0	0
2	**2631**	**2631 SUBTOTAL for 2631's**	**674,223**	**780,194**	**721,089**	**0**	**0**	**0**

406/410 series report

Dept. Name: Kansas Water Office
Agency Name: Kansas Water Office
Agency Reporting Level: 00
Version: 2028-A-02-00709

Date: 09/09/2026
Time: 13:07:51

Division of the Budget
KANSAS

Series	Fund Code	FUND/ACCOUNT TITLE	FY 2026 Actuals	FY 2027 Adjusted Budget Request	FY 2028 Base Budget Request	null	null	null
2	2690	2640 REPBLCN RV-WTR CNSV PRJ-NE F	964,921	800,000	1,300,000	0	0	0
2	**2690**	**2690 SUBTOTAL for 2690's**	**964,921**	**800,000**	**1,300,000**	**0**	**0**	**0**
2	2691	2680 REPBLCN RV-WTR CNSV PRJ-CO F	0	500,000	500,000	0	0	0
2	**2691**	**2691 SUBTOTAL for 2691's**	**0**	**500,000**	**500,000**	**0**	**0**	**0**
2	3362	3362 3362 HHPD REHAB 2019	0	1,200,000	503,289	0	0	0
2	**3362**	**3362 SUBTOTAL for 3362's**	**0**	**1,200,000**	**503,289**	**0**	**0**	**0**
2	3601	3601 3601 NFWF Grant	0	1,500,000	2,000,000	0	0	0
2	**3601**	**3601 SUBTOTAL for 3601's**	**0**	**1,500,000**	**2,000,000**	**0**	**0**	**0**
2	3731	3731 3731 Title XVI Water Recl & Reuse Program	0	20,812	0	0	0	0
2	**3731**	**3731 SUBTOTAL for 3731's**	**0**	**20,812**	**0**	**0**	**0**	**0**
2	3914	3940 EPA WETLAND DEV GRT	142,062	100,000	100,000	0	0	0
2	**3914**	**3914 SUBTOTAL for 3914's**	**142,062**	**100,000**	**100,000**	**0**	**0**	**0**
		1632 TOTAL Contractual Services	**13,478,575**	**23,378,861**	**23,533,945**	**0**	**0**	**0**
3	1000	0303 WATER RESOURCES OP EXP	9,804	8,500	8,500	0	0	0
3	**1000**	**1000 SUBTOTAL for 1000's**	**9,804**	**8,500**	**8,500**	**0**	**0**	**0**
3	1800	1275 Reservoir & Wtr Qlty Research	0	13,000	13,000	0	0	0
3	1800	1281 KS WTR PL EDU AND OUTRCH STRTG	1,732	0	0	0	0	0
3	1800	1282 HIGH PLAINS AQUIFER PRTNERSHIP	87	0	0	0	0	0
3	1800	1286 KS RESERVOIR PROTECTION INIT	371	0	0	0	0	0
3	1800	1300 HB 2302 Projects	22	0	0	0	0	0
3	**1800**	**1800 SUBTOTAL for 1800's**	**2,212**	**13,000**	**13,000**	**0**	**0**	**0**
3	2022	2000 GENERAL FF	117,075	93,700	103,700	0	0	0
3	2022	2010 General FF - Water Tech	51	25,500	25,500	0	0	0
3	**2022**	**2022 SUBTOTAL for 2022's**	**117,126**	**119,200**	**129,200**	**0**	**0**	**0**
3	2255	2100 WATER MARKETING FD	10,264	7,000	10,000	0	0	0
3	2255	2210 Bathymetry	4,772	0	0	0	0	0
3	**2255**	**2255 SUBTOTAL for 2255's**	**15,036**	**7,000**	**10,000**	**0**	**0**	**0**
		1732 TOTAL Commodities	**144,178**	**147,700**	**160,700**	**0**	**0**	**0**
4	1000	0303 WATER RESOURCES OP EXP	3,779	3,300	3,300	0	0	0
4	**1000**	**1000 SUBTOTAL for 1000's**	**3,779**	**3,300**	**3,300**	**0**	**0**	**0**
4	1800	1275 Reservoir & Wtr Qlty Research	0	20,912	18,200	0	0	0
4	1800	1281 KS WTR PL EDU AND OUTRCH STRTG	2,450	0	0	0	0	0
4	1800	1300 HB 2302 Projects	1,785	0	0	0	0	0
4	**1800**	**1800 SUBTOTAL for 1800's**	**4,235**	**20,912**	**18,200**	**0**	**0**	**0**
4	2255	2100 WATER MARKETING FD	9,166	6,800	7,000	0	0	0
4	**2255**	**2255 SUBTOTAL for 2255's**	**9,166**	**6,800**	**7,000**	**0**	**0**	**0**
4	2419	2419 2419 INDIRECT COST FUND	0	800	800	0	0	0
4	**2419**	**2419 SUBTOTAL for 2419's**	**0**	**800**	**800**	**0**	**0**	**0**
		1792 TOTAL Capital Outlay	**17,180**	**31,812**	**29,300**	**0**	**0**	**0**
9	1800	1280 WATER QUALITY PARTNERSHIPS	0	2,623,335	850,000	0	0	0
9	1800	1282 HIGH PLAINS AQUIFER PRTNERSHIP	1,700,000	3,177,397	1,900,000	0	0	0
9	**1800**	**1800 SUBTOTAL for 1800's**	**1,700,000**	**5,800,732**	**2,750,000**	**0**	**0**	**0**
9	2875	2875 2875 Water Technical Assistance	1,950,000	11,079,720	5,000,000	0	0	0
9	**2875**	**2875 SUBTOTAL for 2875's**	**1,950,000**	**11,079,720**	**5,000,000**	**0**	**0**	**0**
9	2881	2881 2881 Water Project Grants	1,666,310	24,898,140	12,000,000	0	0	0

406/410 series report

Dept. Name: Kansas Water Office
Agency Name: Kansas Water Office
Agency Reporting Level: 00
Version: 2028-A-02-00709

Date: 09/09/2026
Time: 13:07:51

Division of the Budget
KANSAS

Series	Fund Code	FUND/ACCOUNT TITLE	FY 2026 Actuals	FY 2027 Adjusted Budget Request	FY 2028 Base Budget Request	null	null	null
9	**2881**	**2881 SUBTOTAL for 2881's**	**1,666,310**	**24,898,140**	**12,000,000**	**0**	**0**	**0**
9	3601	3601 3601 NFWF Grant	221,121	0	0	0	0	0
9	**3601**	**3601 SUBTOTAL for 3601's**	**221,121**	**0**	**0**	**0**	**0**	**0**
		1842 TOTAL Other Assistance	**5,537,431**	**41,778,592**	**19,750,000**	**0**	**0**	**0**
92	2419	2419 2419 INDIRECT COST FUND	1,190	0	0	0	0	0
92	**2419**	**2419 SUBTOTAL for 2419's**	**1,190**	**0**	**0**	**0**	**0**	**0**
92	3914	3940 EPA WETLAND DEV GRT	68,666	0	0	0	0	0
92	**3914**	**3914 SUBTOTAL for 3914's**	**68,666**	**0**	**0**	**0**	**0**	**0**
		1862 TOTAL Non-Expense Items	**69,856**	**0**	**0**	**0**	**0**	**0**
		1862 TOTAL All Funds	**21,630,204**	**67,915,083**	**46,211,151**	**0**	**0**	**0**

406/410 series report

Dept. Name: Kansas Water Office
Agency Name: Kansas Water Office
Agency Reporting Level: 00
Version: 2028-A-02-00709

Date: 09/09/2026
Time: 13:07:51

Division of the Budget
KANSAS

Fund Code	FUND/ACCOUNT TITLE	FY 2026 Actuals	FY 2027 Adjusted Budget Request	FY 2028 Base Budget Request	null	null	null
0303	WATER RESOURCES OP EXP	1,384,809	1,417,887	1,502,147	0	0	0
0304	WATER RSRCS OP EXP-OFF HOS	1,500	1,500	1,500	0	0	0
1000	**SUBTOTAL STATE GENERAL FUND**	**1,386,309**	**1,419,387**	**1,503,647**	**0**	**0**	**0**
1110	SWPF-ASSESSMENT & EVALUATION	3,097,154	1,234,100	1,631,255	0	0	0
1150	SWPF-MOU-STGE OP & MAINT	779,230	1,408,055	918,362	0	0	0
1190	SWPF-STREAM GAGING PRG	575,331	922,085	698,708	0	0	0
1200	SWPF-TECH ASST TO WATER USERS	375,000	864,939	500,000	0	0	0
1275	Reservoir & Wtr Qlty Research	577,288	502,712	500,000	0	0	0
1280	WATER QUALITY PARTNERSHIPS	441,555	2,623,335	850,000	0	0	0
1281	KS WTR PL EDU AND OUTRCH STRTG	348,175	751,825	400,000	0	0	0
1282	HIGH PLAINS AQUIFER PRTNERSHIP	2,222,603	3,277,397	2,000,000	0	0	0
1286	KS RESERVOIR PROTECTION INIT	10,934	14,066	0	0	0	0
1289	Arbuckle Study	300,000	70,000	0	0	0	0
1291	WTR PLANNING & PROJECT DVLPMN	1,500,000	1,230,000	2,135,239	0	0	0
1292	INDEPENDENT PROGRAM EVALUATION	0	360,000	0	0	0	0
1300	HB 2302 Projects	650,090	1,663,928	458,024	0	0	0
1800	**SUBTOTAL STATE WATER PLAN FUND**	**10,877,360**	**14,922,442**	**10,091,588**	**0**	**0**	**0**
2000	GENERAL FF	161,949	190,000	240,000	0	0	0
2010	General FF - Water Tech	292	35,000	35,000	0	0	0
2022	**SUBTOTAL GENERAL FF**	**162,241**	**225,000**	**275,000**	**0**	**0**	**0**
2203	Lower Smoky Hill Water Supply	62,607	36,216	47,600	0	0	0
2203	**SUBTOTAL Lower Smoky Hill Water Supply**	**62,607**	**36,216**	**47,600**	**0**	**0**	**0**
2100	WATER MARKETING FD	3,195,576	6,626,772	6,362,538	0	0	0
2110	WMF-RESERVE ACCOUNT	0	500,000	500,000	0	0	0
2210	Bathymetry	8,543	100,000	100,000	0	0	0
2255	**SUBTOTAL WATER MARKETING FD**	**3,204,119**	**7,226,772**	**6,962,538**	**0**	**0**	**0**
2419	INDIRECT COST FUND	1,190	800	800	0	0	0
2419	**SUBTOTAL INDIRECT COST FUND**	**1,190**	**800**	**800**	**0**	**0**	**0**
2600	ST CONSERV STRG WATER SPLY FD	150,000	3,000,000	5,000,000	0	0	0
2502	**SUBTOTAL ST CONSERV STRG WATER SPLY FD**	**150,000**	**3,000,000**	**5,000,000**	**0**	**0**	**0**
3200	LOCAL WATER PROJECT MATCH FD	97,200	205,600	205,600	0	0	0
2620	**SUBTOTAL LOCAL WATER PROJECT MATCH FD**	**97,200**	**205,600**	**205,600**	**0**	**0**	**0**
2900	WSSA-DIST 1 ADM & ENFORCEMENT	456,152	491,870	344,280	0	0	0
3100	WSSA-DIST 2 ADM & ENFORCEMENT	146,943	191,731	215,691	0	0	0
4100	WSSA-DIST 3 ADM & ENFORCEMENT	71,128	96,593	161,118	0	0	0
2631	**SUBTOTAL WATER SPLY STRG ASSURANCE FD**	**674,223**	**780,194**	**721,089**	**0**	**0**	**0**
2640	REPBLCN RV-WTR CNSV PRJ-NE F	964,921	800,000	1,300,000	0	0	0

406/410 series report

Dept. Name: Kansas Water Office
Agency Name: Kansas Water Office
Agency Reporting Level: 00
Version: 2028-A-02-00709

Date: 09/09/2026
Time: 13:07:51

Division of the Budget
KANSAS

Fund Code	FUND/ACCOUNT TITLE	FY 2026 Actuals	FY 2027 Adjusted Budget Request	FY 2028 Base Budget Request	null	null	null
2690	**SUBTOTAL REPBLCN RV-WTR CNSV PRJ-NE F**	**964,921**	**800,000**	**1,300,000**	**0**	**0**	**0**
2680	REPBLCN RV-WTR CNSV PRJ-CO F	0	500,000	500,000	0	0	0
2691	**SUBTOTAL REPBLCN RV-WTR CNSV PRJ-CO F**	**0**	**500,000**	**500,000**	**0**	**0**	**0**
2875	Water Technical Assistance	1,950,000	11,079,720	5,000,000	0	0	0
2875	**SUBTOTAL Water Technical Assistance Fund**	**1,950,000**	**11,079,720**	**5,000,000**	**0**	**0**	**0**
2881	Water Project Grants	1,666,310	24,898,140	12,000,000	0	0	0
2881	**SUBTOTAL Water Projects Grant Fund**	**1,666,310**	**24,898,140**	**12,000,000**	**0**	**0**	**0**
3362	HHPD REHAB 2019	0	1,200,000	503,289	0	0	0
3362	**SUBTOTAL HHPD REHAB**	**0**	**1,200,000**	**503,289**	**0**	**0**	**0**
3601	NFWF Grant	222,732	1,500,000	2,000,000	0	0	0
3601	**SUBTOTAL NFWF Grant**	**222,732**	**1,500,000**	**2,000,000**	**0**	**0**	**0**
3731	Title XVI Water Recl & Reuse Program	0	20,812	0	0	0	0
3731	**SUBTOTAL Title XVI Water Recl & Reuse Program**	**0**	**20,812**	**0**	**0**	**0**	**0**
3940	EPA WETLAND DEV GRT	210,992	100,000	100,000	0	0	0
3914	**SUBTOTAL REG WETLAND PRG DEV GRT**	**210,992**	**100,000**	**100,000**	**0**	**0**	**0**
2292	**TOTAL MEANS OF FUNDING**	**21,630,204**	**67,915,083**	**46,211,151**	**0**	**0**	**0**

406/410 series report

Dept. Name: Water Planning & Administration
Agency Name: Kansas Water Office
Agency Reporting Level: 01030
Version: 2028-A-02-00709

Date: 09/09/2026
Time: 13:02:12

Division of the Budget
KANSAS

Obj. Code	OBJECTS OF EXPENDITURE	FY 2026 Actuals	FY 2027 Adjusted Budget Request	FY 2028 Base Budget Request	null	null	null
	Salaries and Wages	1,298,737	1,339,855	1,434,240	0	0	0
	TOTAL Salaries and Wages	**1,298,737**	**1,339,855**	**1,434,240**	**0**	**0**	**0**
52000	Communication	19,150	19,745	20,245	0	0	0
52200	Printing and Advertising	5,259	2,500	2,500	0	0	0
52300	Rents	135,881	126,187	125,500	0	0	0
52400	Reparing and Servicing	207,152	7,950	5,150	0	0	0
52500	Travel and Subsistence	39,733	30,750	30,750	0	0	0
52510	InState Travel and Subsistence	50,167	57,440	60,427	0	0	0
52520	Out of State Travel and Subsis	3,530	3,450	3,450	0	0	0
52600	Fees-other Services	37,486	45,350	45,350	0	0	0
52700	Fee-Professional Services	3,046,647	145,000	185,000	0	0	0
52900	Other Contractual Services	6,951,070	13,149,370	11,644,312	0	0	0
	TOTAL Contractual Services	**10,496,075**	**13,587,742**	**12,122,684**	**0**	**0**	**0**
53000	Clothing	179	0	0	0	0	0
53200	Food for Human Consumption	113,229	92,500	102,500	0	0	0
53400	Maint Constr Material Supply	190	2,700	2,700	0	0	0
53500	Vehicle Part Supply Accessory	7,813	18,000	18,000	0	0	0
53700	Office and Data Supplies	2,094	2,100	2,100	0	0	0
53900	Other Supplies and Materials	5,637	25,400	25,400	0	0	0
	TOTAL Commodities	**129,142**	**140,700**	**150,700**	**0**	**0**	**0**
	TOTAL Capital Outlay	**8,014**	**25,012**	**22,300**	**0**	**0**	**0**
	SUBTOTAL State Operations	**11,931,968**	**15,093,309**	**13,729,924**	**0**	**0**	**0**
55200	Claims	1,471,121	5,800,732	2,750,000	0	0	0
55500	State Special Grants	4,066,310	35,977,860	17,000,000	0	0	0
	TOTAL Other Assistance	**5,537,431**	**41,778,592**	**19,750,000**	**0**	**0**	**0**
	TOTAL REPORTABLE EXPENDITURES	**17,469,399**	**56,871,901**	**33,479,924**	**0**	**0**	**0**
57000	Other Non-expense	68,706	0	0	0	0	0
77300	Transfers	1,150	0	0	0	0	0
	TOTAL Non-Expense Items	**69,856**	**0**	**0**	**0**	**0**	**0**
	TOTAL EXPENDITURES	**17,539,255**	**56,871,901**	**33,479,924**	**0**	**0**	**0**

406/410 series report

Dept. Name: Water Planning & Administration
Agency Name: Kansas Water Office
Agency Reporting Level: 01030
Version: 2028-A-02-00709

Date: 09/09/2026
Time: 13:02:12

Division of the Budget
KANSAS

Series	Fund Code	FUND/ACCOUNT TITLE	FY 2026 Actuals	FY 2027 Adjusted Budget Request	FY 2028 Base Budget Request	null	null	null
1	1000	0303 WATER RESOURCES OP EXP	1,141,638	1,174,715	1,258,974	0	0	0
1	**1000**	**1000 SUBTOTAL for 1000's**	**1,141,638**	**1,174,715**	**1,258,974**	**0**	**0**	**0**
1	1800	1281 KS WTR PL EDU AND OUTRCH STRTG	102	0	0	0	0	0
1	1800	1300 HB 2302 Projects	155,122	165,140	175,266	0	0	0
1	**1800**	**1800 SUBTOTAL for 1800's**	**155,224**	**165,140**	**175,266**	**0**	**0**	**0**
1	3601	3601 3601 NFWF Grant	1,611	0	0	0	0	0
1	**3601**	**3601 SUBTOTAL for 3601's**	**1,611**	**0**	**0**	**0**	**0**	**0**
1	3914	3940 EPA WETLAND DEV GRT	264	0	0	0	0	0
1	**3914**	**3914 SUBTOTAL for 3914's**	**264**	**0**	**0**	**0**	**0**	**0**
		1302 TOTAL Salaries and Wages	**1,298,737**	**1,339,855**	**1,434,240**	**0**	**0**	**0**
2	1000	0303 WATER RESOURCES OP EXP	229,588	231,372	231,373	0	0	0
2	1000	0304 WATER RSRCS OP EXP-OFF HOS	1,500	1,500	1,500	0	0	0
2	**1000**	**1000 SUBTOTAL for 1000's**	**231,088**	**232,872**	**232,873**	**0**	**0**	**0**
2	1800	1110 SWPF-ASSESSMENT & EVALUATION	3,097,154	1,234,100	1,631,255	0	0	0
2	1800	1150 SWPF-MOU-STGE OP & MAINT	779,230	1,408,055	918,362	0	0	0
2	1800	1190 SWPF-STREAM GAGING PRG	575,331	922,085	698,708	0	0	0
2	1800	1200 SWPF-TECH ASST TO WATER USERS	375,000	864,939	500,000	0	0	0
2	1800	1275 Reservoir & Wtr Qlty Research	577,288	468,800	468,800	0	0	0
2	1800	1280 WATER QUALITY PARTNERSHIPS	441,555	0	0	0	0	0
2	1800	1281 KS WTR PL EDU AND OUTRCH STRTG	343,891	751,825	400,000	0	0	0
2	1800	1282 HIGH PLAINS AQUIFER PRTNERSHIP	522,516	100,000	100,000	0	0	0
2	1800	1286 KS RESERVOIR PROTECTION INIT	10,563	14,066	0	0	0	0
2	1800	1289 Arbuckle Study	300,000	70,000	0	0	0	0
2	1800	1291 WTR PLANNING & PROJECT DVLPMN	1,500,000	1,230,000	2,135,239	0	0	0
2	1800	1292 INDEPENDENT PROGRAM EVALUATION	0	360,000	0	0	0	0
2	1800	1300 HB 2302 Projects	493,161	1,498,788	282,758	0	0	0
2	**1800**	**1800 SUBTOTAL for 1800's**	**9,015,689**	**8,922,658**	**7,135,122**	**0**	**0**	**0**
2	2022	2000 GENERAL FF	44,874	96,300	136,300	0	0	0
2	2022	2010 General FF - Water Tech	241	9,500	9,500	0	0	0
2	**2022**	**2022 SUBTOTAL for 2022's**	**45,115**	**105,800**	**145,800**	**0**	**0**	**0**
2	2620	3200 LOCAL WATER PROJECT MATCH FD	97,200	205,600	205,600	0	0	0
2	**2620**	**2620 SUBTOTAL for 2620's**	**97,200**	**205,600**	**205,600**	**0**	**0**	**0**
2	2690	2640 REPBLCN RV-WTR CNSV PRJ-NE F	964,921	800,000	1,300,000	0	0	0
2	**2690**	**2690 SUBTOTAL for 2690's**	**964,921**	**800,000**	**1,300,000**	**0**	**0**	**0**
2	2691	2680 REPBLCN RV-WTR CNSV PRJ-CO F	0	500,000	500,000	0	0	0
2	**2691**	**2691 SUBTOTAL for 2691's**	**0**	**500,000**	**500,000**	**0**	**0**	**0**
2	3362	3362 3362 HHPD REHAB 2019	0	1,200,000	503,289	0	0	0
2	**3362**	**3362 SUBTOTAL for 3362's**	**0**	**1,200,000**	**503,289**	**0**	**0**	**0**
2	3601	3601 3601 NFWF Grant	0	1,500,000	2,000,000	0	0	0
2	**3601**	**3601 SUBTOTAL for 3601's**	**0**	**1,500,000**	**2,000,000**	**0**	**0**	**0**
2	3731	3731 3731 Title XVI Water Recl & Reuse Program	0	20,812	0	0	0	0
2	**3731**	**3731 SUBTOTAL for 3731's**	**0**	**20,812**	**0**	**0**	**0**	**0**
2	3914	3940 EPA WETLAND DEV GRT	142,062	100,000	100,000	0	0	0
2	**3914**	**3914 SUBTOTAL for 3914's**	**142,062**	**100,000**	**100,000**	**0**	**0**	**0**
		1542 TOTAL Contractual Services	**10,496,075**	**13,587,742**	**12,122,684**	**0**	**0**	**0**

406/410 series report

Dept. Name: Water Planning & Administration
Agency Name: Kansas Water Office
Agency Reporting Level: 01030
Version: 2028-A-02-00709

Date: 09/09/2026
Time: 13:02:12

Division of the Budget
KANSAS

Series	Fund Code	FUND/ACCOUNT TITLE	FY 2026 Actuals	FY 2027 Adjusted Budget Request	FY 2028 Base Budget Request	null	null	null
3	1000	0303 WATER RESOURCES OP EXP	9,804	8,500	8,500	0	0	0
3	**1000**	**1000 SUBTOTAL for 1000's**	**9,804**	**8,500**	**8,500**	**0**	**0**	**0**
3	1800	1275 Reservoir & Wtr Qlty Research	0	13,000	13,000	0	0	0
3	1800	1281 KS WTR PL EDU AND OUTRCH STRTG	1,732	0	0	0	0	0
3	1800	1282 HIGH PLAINS AQUIFER PRTNERSHIP	87	0	0	0	0	0
3	1800	1286 KS RESERVOIR PROTECTION INIT	371	0	0	0	0	0
3	1800	1300 HB 2302 Projects	22	0	0	0	0	0
3	**1800**	**1800 SUBTOTAL for 1800's**	**2,212**	**13,000**	**13,000**	**0**	**0**	**0**
3	2022	2000 GENERAL FF	117,075	93,700	103,700	0	0	0
3	2022	2010 General FF - Water Tech	51	25,500	25,500	0	0	0
3	**2022**	**2022 SUBTOTAL for 2022's**	**117,126**	**119,200**	**129,200**	**0**	**0**	**0**
		1622 TOTAL Commodities	**129,142**	**140,700**	**150,700**	**0**	**0**	**0**
4	1000	0303 WATER RESOURCES OP EXP	3,779	3,300	3,300	0	0	0
4	**1000**	**1000 SUBTOTAL for 1000's**	**3,779**	**3,300**	**3,300**	**0**	**0**	**0**
4	1800	1275 Reservoir & Wtr Qlty Research	0	20,912	18,200	0	0	0
4	1800	1281 KS WTR PL EDU AND OUTRCH STRTG	2,450	0	0	0	0	0
4	1800	1300 HB 2302 Projects	1,785	0	0	0	0	0
4	**1800**	**1800 SUBTOTAL for 1800's**	**4,235**	**20,912**	**18,200**	**0**	**0**	**0**
4	2419	2419 2419 INDIRECT COST FUND	0	800	800	0	0	0
4	**2419**	**2419 SUBTOTAL for 2419's**	**0**	**800**	**800**	**0**	**0**	**0**
		1672 TOTAL Capital Outlay	**8,014**	**25,012**	**22,300**	**0**	**0**	**0**
9	1800	1280 WATER QUALITY PARTNERSHIPS	0	2,623,335	850,000	0	0	0
9	1800	1282 HIGH PLAINS AQUIFER PRTNERSHIP	1,700,000	3,177,397	1,900,000	0	0	0
9	**1800**	**1800 SUBTOTAL for 1800's**	**1,700,000**	**5,800,732**	**2,750,000**	**0**	**0**	**0**
9	2875	2875 2875 Water Technical Assistance	1,950,000	11,079,720	5,000,000	0	0	0
9	**2875**	**2875 SUBTOTAL for 2875's**	**1,950,000**	**11,079,720**	**5,000,000**	**0**	**0**	**0**
9	2881	2881 2881 Water Project Grants	1,666,310	24,898,140	12,000,000	0	0	0
9	**2881**	**2881 SUBTOTAL for 2881's**	**1,666,310**	**24,898,140**	**12,000,000**	**0**	**0**	**0**
9	3601	3601 3601 NFWF Grant	221,121	0	0	0	0	0
9	**3601**	**3601 SUBTOTAL for 3601's**	**221,121**	**0**	**0**	**0**	**0**	**0**
		1722 TOTAL Other Assistance	**5,537,431**	**41,778,592**	**19,750,000**	**0**	**0**	**0**
92	2419	2419 2419 INDIRECT COST FUND	1,190	0	0	0	0	0
92	**2419**	**2419 SUBTOTAL for 2419's**	**1,190**	**0**	**0**	**0**	**0**	**0**
92	3914	3940 EPA WETLAND DEV GRT	68,666	0	0	0	0	0
92	**3914**	**3914 SUBTOTAL for 3914's**	**68,666**	**0**	**0**	**0**	**0**	**0**
		1742 TOTAL Non-Expense Items	**69,856**	**0**	**0**	**0**	**0**	**0**
		1742 TOTAL All Funds	**17,539,255**	**56,871,901**	**33,479,924**	**0**	**0**	**0**

406/410 series report

Dept. Name: Water Planning & Administration
Agency Name: Kansas Water Office
Agency Reporting Level: 01030
Version: 2028-A-02-00709

Date: 09/09/2026
Time: 13:02:12

Division of the Budget
KANSAS

Fund Code	FUND/ACCOUNT TITLE	FY 2026 Actuals	FY 2027 Adjusted Budget Request	FY 2028 Base Budget Request	null	null	null
0303	WATER RESOURCES OP EXP	1,384,809	1,417,887	1,502,147	0	0	0
0304	WATER RSRCS OP EXP-OFF HOS	1,500	1,500	1,500	0	0	0
1000	**SUBTOTAL STATE GENERAL FUND**	**1,386,309**	**1,419,387**	**1,503,647**	**0**	**0**	**0**
1110	SWPF-ASSESSMENT & EVALUATION	3,097,154	1,234,100	1,631,255	0	0	0
1150	SWPF-MOU-STGE OP & MAINT	779,230	1,408,055	918,362	0	0	0
1190	SWPF-STREAM GAGING PRG	575,331	922,085	698,708	0	0	0
1200	SWPF-TECH ASST TO WATER USERS	375,000	864,939	500,000	0	0	0
1275	Reservoir & Wtr Qlty Research	577,288	502,712	500,000	0	0	0
1280	WATER QUALITY PARTNERSHIPS	441,555	2,623,335	850,000	0	0	0
1281	KS WTR PL EDU AND OUTRCH STRTG	348,175	751,825	400,000	0	0	0
1282	HIGH PLAINS AQUIFER PRTNERSHIP	2,222,603	3,277,397	2,000,000	0	0	0
1286	KS RESERVOIR PROTECTION INIT	10,934	14,066	0	0	0	0
1289	Arbuckle Study	300,000	70,000	0	0	0	0
1291	WTR PLANNING & PROJECT DVLPMN	1,500,000	1,230,000	2,135,239	0	0	0
1292	INDEPENDENT PROGRAM EVALUATION	0	360,000	0	0	0	0
1300	HB 2302 Projects	650,090	1,663,928	458,024	0	0	0
1800	**SUBTOTAL STATE WATER PLAN FUND**	**10,877,360**	**14,922,442**	**10,091,588**	**0**	**0**	**0**
2000	GENERAL FF	161,949	190,000	240,000	0	0	0
2010	General FF - Water Tech	292	35,000	35,000	0	0	0
2022	**SUBTOTAL GENERAL FF**	**162,241**	**225,000**	**275,000**	**0**	**0**	**0**
2419	INDIRECT COST FUND	1,190	800	800	0	0	0
2419	**SUBTOTAL INDIRECT COST FUND**	**1,190**	**800**	**800**	**0**	**0**	**0**
3200	LOCAL WATER PROJECT MATCH FD	97,200	205,600	205,600	0	0	0
2620	**SUBTOTAL LOCAL WATER PROJECT MATCH FD**	**97,200**	**205,600**	**205,600**	**0**	**0**	**0**
2640	REPBLCN RV-WTR CNSV PRJ-NE F	964,921	800,000	1,300,000	0	0	0
2690	**SUBTOTAL REPBLCN RV-WTR CNSV PRJ-NE F**	**964,921**	**800,000**	**1,300,000**	**0**	**0**	**0**
2680	REPBLCN RV-WTR CNSV PRJ-CO F	0	500,000	500,000	0	0	0
2691	**SUBTOTAL REPBLCN RV-WTR CNSV PRJ-CO F**	**0**	**500,000**	**500,000**	**0**	**0**	**0**
2875	Water Technical Assistance	1,950,000	11,079,720	5,000,000	0	0	0
2875	**SUBTOTAL Water Technical Assistance Fund**	**1,950,000**	**11,079,720**	**5,000,000**	**0**	**0**	**0**
2881	Water Project Grants	1,666,310	24,898,140	12,000,000	0	0	0
2881	**SUBTOTAL Water Projects Grant Fund**	**1,666,310**	**24,898,140**	**12,000,000**	**0**	**0**	**0**
3362	HHPD REHAB 2019	0	1,200,000	503,289	0	0	0
3362	**SUBTOTAL HHPD REHAB**	**0**	**1,200,000**	**503,289**	**0**	**0**	**0**
3601	NFWF Grant	222,732	1,500,000	2,000,000	0	0	0
3601	**SUBTOTAL NFWF Grant**	**222,732**	**1,500,000**	**2,000,000**	**0**	**0**	**0**

406/410 series report

Dept. Name: Water Planning & Administration
Agency Name: Kansas Water Office
Agency Reporting Level: 01030
Version: 2028-A-02-00709

Date: 09/09/2026
Time: 13:02:12

Division of the Budget
KANSAS

Fund Code	FUND/ACCOUNT TITLE	FY 2026 Actuals	FY 2027 Adjusted Budget Request	FY 2028 Base Budget Request	null	null	null
3731	Title XVI Water Recl & Reuse Program	0	20,812	0	0	0	0
3731	**SUBTOTAL Title XVI Water Recl & Reuse Program**	**0**	**20,812**	**0**	**0**	**0**	**0**
3940	EPA WETLAND DEV GRT	210,992	100,000	100,000	0	0	0
3914	**SUBTOTAL REG WETLAND PRG DEV GRT**	**210,992**	**100,000**	**100,000**	**0**	**0**	**0**
2078	**TOTAL MEANS OF FUNDING**	**17,539,255**	**56,871,901**	**33,479,924**	**0**	**0**	**0**

406/410 series report

Dept. Name: Public Water Supply
Agency Name: Kansas Water Office
Agency Reporting Level: 62200
Version: 2028-A-02-00709

Date: 09/09/2026
Time: 13:05:15

Division of the Budget
KANSAS

Obj. Code	OBJECTS OF EXPENDITURE	FY 2026 Actuals	FY 2027 Adjusted Budget Request	FY 2028 Base Budget Request	null	null	null
	Salaries and Wages	1,084,247	1,238,263	1,302,966	0	0	0
	TOTAL Salaries and Wages	**1,084,247**	**1,238,263**	**1,302,966**	**0**	**0**	**0**
52000	Communication	17,611	18,015	18,015	0	0	0
52200	Printing and Advertising	0	150	150	0	0	0
52300	Rents	95,434	97,839	133,688	0	0	0
52400	Reparing and Servicing	104	2,000	2,000	0	0	0
52500	Travel and Subsistence	17,127	9,000	11,000	0	0	0
52510	InState Travel and Subsistence	15,768	17,000	16,000	0	0	0
52520	Out of State Travel and Subsis	19,406	7,000	9,000	0	0	0
52600	Fees-other Services	64,231	44,750	44,750	0	0	0
52700	Fee-Professional Services	0	359,500	300,000	0	0	0
52900	Other Contractual Services	2,752,819	9,235,865	10,876,658	0	0	0
	TOTAL Contractual Services	**2,982,500**	**9,791,119**	**11,411,261**	**0**	**0**	**0**
53500	Vehicle Part Supply Accessory	12,739	5,000	7,000	0	0	0
53700	Office and Data Supplies	1,132	2,000	2,000	0	0	0
53900	Other Supplies and Materials	1,165	0	1,000	0	0	0
	TOTAL Commodities	**15,036**	**7,000**	**10,000**	**0**	**0**	**0**
	TOTAL Capital Outlay	**9,166**	**6,800**	**7,000**	**0**	**0**	**0**
	TOTAL REPORTABLE EXPENDITURES	**4,090,949**	**11,043,182**	**12,731,227**	**0**	**0**	**0**
	SUBTOTAL State Operations	**4,090,949**	**11,043,182**	**12,731,227**	**0**	**0**	**0**
	TOTAL EXPENDITURES	**4,090,949**	**11,043,182**	**12,731,227**	**0**	**0**	**0**

406/410 series report

Dept. Name: Public Water Supply
Agency Name: Kansas Water Office
Agency Reporting Level: 62200
Version: 2028-A-02-00709

Date: 09/09/2026
Time: 13:05:15

Division of the Budget
KANSAS

Series	Fund Code	FUND/ACCOUNT TITLE	FY 2026 Actuals	FY 2027 Adjusted Budget Request	FY 2028 Base Budget Request	null	null	null
1	2255	2100 WATER MARKETING FD	1,084,247	1,238,263	1,302,966	0	0	0
1	**2255**	**2255 SUBTOTAL for 2255's**	**1,084,247**	**1,238,263**	**1,302,966**	**0**	**0**	**0**
		182 TOTAL Salaries and Wages	**1,084,247**	**1,238,263**	**1,302,966**	**0**	**0**	**0**
2	2203	2203 2203 Lower Smoky Hill Water Supply	62,607	36,216	47,600	0	0	0
2	**2203**	**2203 SUBTOTAL for 2203's**	**62,607**	**36,216**	**47,600**	**0**	**0**	**0**
2	2255	2100 WATER MARKETING FD	2,091,899	5,374,709	5,042,572	0	0	0
2	2255	2110 WMF-RESERVE ACCOUNT	0	500,000	500,000	0	0	0
2	2255	2210 Bathymetry	3,771	100,000	100,000	0	0	0
2	**2255**	**2255 SUBTOTAL for 2255's**	**2,095,670**	**5,974,709**	**5,642,572**	**0**	**0**	**0**
2	2502	2600 ST CONSERV STRG WATER SPLY FD	150,000	3,000,000	5,000,000	0	0	0
2	**2502**	**2502 SUBTOTAL for 2502's**	**150,000**	**3,000,000**	**5,000,000**	**0**	**0**	**0**
2	2631	2900 WSSA-DIST 1 ADM & ENFORCEMENT	456,152	491,870	344,280	0	0	0
2	2631	3100 WSSA-DIST 2 ADM & ENFORCEMENT	146,943	191,731	215,691	0	0	0
2	2631	4100 WSSA-DIST 3 ADM & ENFORCEMENT	71,128	96,593	161,118	0	0	0
2	**2631**	**2631 SUBTOTAL for 2631's**	**674,223**	**780,194**	**721,089**	**0**	**0**	**0**
		262 TOTAL Contractual Services	**2,982,500**	**9,791,119**	**11,411,261**	**0**	**0**	**0**
3	2255	2100 WATER MARKETING FD	10,264	7,000	10,000	0	0	0
3	2255	2210 Bathymetry	4,772	0	0	0	0	0
3	**2255**	**2255 SUBTOTAL for 2255's**	**15,036**	**7,000**	**10,000**	**0**	**0**	**0**
		282 TOTAL Commodities	**15,036**	**7,000**	**10,000**	**0**	**0**	**0**
4	2255	2100 WATER MARKETING FD	9,166	6,800	7,000	0	0	0
4	**2255**	**2255 SUBTOTAL for 2255's**	**9,166**	**6,800**	**7,000**	**0**	**0**	**0**
		292 TOTAL Capital Outlay	**9,166**	**6,800**	**7,000**	**0**	**0**	**0**
		292 TOTAL All Funds	**4,090,949**	**11,043,182**	**12,731,227**	**0**	**0**	**0**

406/410 series report

Dept. Name: Public Water Supply
Agency Name: Kansas Water Office
Agency Reporting Level: 62200
Version: 2028-A-02-00709

Date: 09/09/2026
Time: 13:05:15

Division of the Budget
KANSAS

Fund Code	FUND/ACCOUNT TITLE	FY 2026 Actuals	FY 2027 Adjusted Budget Request	FY 2028 Base Budget Request	null	null	null
2203	Lower Smoky Hill Water Supply	62,607	36,216	47,600	0	0	0
2203	**SUBTOTAL Lower Smoky Hill Water Supply**	**62,607**	**36,216**	**47,600**	**0**	**0**	**0**
2100	WATER MARKETING FD	3,195,576	6,626,772	6,362,538	0	0	0
2110	WMF-RESERVE ACCOUNT	0	500,000	500,000	0	0	0
2210	Bathymetry	8,543	100,000	100,000	0	0	0
2255	**SUBTOTAL WATER MARKETING FD**	**3,204,119**	**7,226,772**	**6,962,538**	**0**	**0**	**0**
2600	ST CONSERV STRG WATER SPLY FD	150,000	3,000,000	5,000,000	0	0	0
2502	**SUBTOTAL ST CONSERV STRG WATER SPLY FD**	**150,000**	**3,000,000**	**5,000,000**	**0**	**0**	**0**
2900	WSSA-DIST 1 ADM & ENFORCEMENT	456,152	491,870	344,280	0	0	0
3100	WSSA-DIST 2 ADM & ENFORCEMENT	146,943	191,731	215,691	0	0	0
4100	WSSA-DIST 3 ADM & ENFORCEMENT	71,128	96,593	161,118	0	0	0
2631	**SUBTOTAL WATER SPLY STRG ASSURANCE FD**	**674,223**	**780,194**	**721,089**	**0**	**0**	**0**
	396 TOTAL MEANS OF FUNDING	**4,090,949**	**11,043,182**	**12,731,227**	**0**	**0**	**0**