Kansas Department for Children and Families

Laura Howard, Secretary



FY 2028 Budget

Office of Financial Management
555 S. Kansas Ave.
Topeka, KS 66603

Kansas
Department for Children and Families

Phone: (785) 296-6216
Fax: (785) 296-0494
www.dcf.ks.gov

Laura Howard, Secretary

Laura Kelly, Governor

September 15, 2026

The Honorable Laura Kelly
Governor of Kansas
Statehouse, 2nd Floor
Topeka, KS 66612

Dear Governor Kelly:

I am submitting the FY 2027 and FY 2028 budget proposals for the Kansas Department for Children and Families (DCF).

The budget provides information on how DCF plans to provide services to the most needy and vulnerable Kansas citizens with the resources available. The enclosed budget utilizes the SGF allocation, reappropriated FY 2026 funds, COVID funds awarded to DCF, and other available funds to provide services that are critical to the Department's mission of protecting children, promoting healthy families and encouraging personal responsibility.

DCF is requesting seven supplementals for FY 2027 and twelve enhancements for FY 2028. These supplemental and enhancement requests are for items we could not fund with existing resources. They include reinstating funding removed from the DCF budget in lieu of the statewide implementation of the Healthy Foods Waiver, Vocational Rehabilitation Caseload increases, Expansion for the Family Preservation program and other important items.

These requests address needs that we consider critical services, including our request for funding to support the Child Support Services (CSS) program. Due to declining caseloads within Child Support Services (CSS), the revenue generated by the program is no longer sufficient to fully fund its operations as it has historically. While the reduction in caseload has resulted in decreased program revenue, the costs required to maintain essential program operations have not declined proportionately.

We have done our best to use available resources in the most efficient manner possible. We appreciate that reduced resource proposals were not required this year. My staff and I welcome questions from you and your Division of the Budget staff.

Sincerely,

Laura Howard

Laura Howard
Secretary, Kansas Department for Children and Families

cc: Adam Proffitt, Director of the Budget
Tammy Tompkins, DCF CFO
Bill Schafer, DOB Budget Analyst

GENERAL AGENCY INFORMATION
FY 2027 and FY 2028 Budget Submission
Kansas Department for Children and Families (DCF)

AGENCY MISSION:

To protect children, strengthen families, and promote adult self-sufficiency.

STRATEGIC OBJECTIVES:

Strengthen Families
Reduce the Need for Foster Care
Promote Employment
Collaborate with Communities to Provide Family Resources

AGENCY OVERVIEW:

This section of the budget contains a high-level overview of the services DCF provides, amounts budgeted, supplementals and enhancements requested, and the statutory history of DCF.

DCF provides services to thousands of Kansans through various divisions. These include Prevention and Protection Services (PPS), Economic and Employment Services (EES), Child Support Services (CSS), and Vocational Rehabilitation Services. These divisions deliver Foster Care, Adoption, Adult Protective Services (APS), Supplemental Nutrition Assistance Program (SNAP), Temporary Assistance for Needy Families (TANF), various work programs, Child Care Assistance, Low Income Energy Assistance (LIEAP), and Child Support Collection, among others.

DCF's specific focus is to strengthen families, safely reduce the number of children in State care, promote employment, be a responsible steward of taxpayer funds and build strong community partnerships. In cases where families cannot stay together, DCF's concentration on children's services allows for placement of children in permanent homes more quickly. The agency also engages communities to strengthen networks with the clients we serve.

The table below summarizes the budget request for each year. Three pie charts later in this narrative show the FY 2027 budget request by expenditure category, fund type and State General Fund distribution.

Narrative – DA 400	Agency:	KS Dept. for Children and Families
State of Kansas	Program:	Agency Overview
Division of the Budget	Subprogram:	

All numbers in millions of dollars

Submitted Expenditures by Type	**FY 2026 Actuals**	**FY 2027 Budgeted**	**FY 2028 Budgeted**
Net Salaries	167.2	154.0	171.1
OOE	166.5	143.6	146.5
Assistance	677.2	706.4	554.4
Capital Improvements	0.7	0.0	0.1
Non-Expense Items	16.6	26.2	25.9
Total Expenditures (Inc. non-exp.)	$1,028.2	$1,030.2	$898.0

Submitted Expenditures	**FY 2026 Actuals**	**FY 2027 Budgeted**	**FY 2028 Budgeted**
State General Funds	497.7	499.4	509.4
All Other Funds	530.5	530.9	388.6
Total Expenditures	$1,028.2	$1,030.2	$898.0

Net Salaries in the table above represents the combined total of Salaries and Shrinkage. Shrinkage reflects salary savings resulting from position vacancies, including the time between an employee's departure and the position being filled. Shrinkage submitted in FY 2028 is $28.0 million. Given the average DCF salary with benefits of $66,772 this level of shrinkage means that 419 of the agency's 2,559.73 positions must be held vacant at any given time to meet the budget. The agency manages shrinkage through a combination of slower hiring and maintaining vacant positions. Regional positions, particularly those providing direct services, are the agency's highest priority and are filled as quickly as possible. When these positions are filled more rapidly, a greater share of the required shrinkage may need to be achieved through vacancies in administrative positions.

Following are some of the more significant changes from year to year.

The following are some of the major changes from FY 2026 to FY 2027 which represent an increase of $2.0 million.

- Administration, $15.1 million decrease –
  - ($14.1 million) – Reduction in budget due to a one year reappropriation in FY 2026 for the Comprehensive Child Welfare Information System (CCWIS) project.
  - ($800K) – Reduction in capital outlay including information processing equipment and vehicles.
  - ($200K) – Reduction in legal claims against the state.
- Child Support Services, $4.8 million decrease –
  - ($5.1 million) – System Re-platforming and IT consulting fees.
  - $200K – To cover fees for non-TANF families related to IRS adjustments, insufficient funds, misidentified payments, etc.

  - $100K – Salary increase approved by Legislature.
- Economic & Employment Support, $8.9 million increase –
  - $22.3 million – LIEAP Assistance, 2026 Supplemental issued in SFY 2027
  - $9.1 million – Increased Child Care Assistance caseload and rates
  - $3.9 million – Summer EBT Benefits
  - $1.0 million – Big Brother Big Sister and JAG Grants from 2026 Legislative Session.
  - $700K – Increase in TANF 2Gen grants
  - $700K – Seasonal contract staff for LIEAP and Summer EBT.
  - $400K – Refugee Social Services grants.
  - $350K – CORE Community grant from 2026 Legislative Session.
  - ($260K) – Employment Verification Contract.
  - ($1.1 million) – Salary and Shrinkage.
  - ($28.2 million) – Transfer of programs to Kansas Office of Early Childhood, including Head Start Collaboration, Kansas Early Head Start grants, Child Care Administration and Quality, and Healthy Families Grant.
- Rehabilitation Services, $2.1 million increase –
  - $2.6 million – DDS Social Security.
  - $330K – One-time funding for Blind Enterprises Program consultant.
  - $200K – Independent Living grants and services.
  - $200K – DDS Administration expenses mostly for staffing and recruitment.
  - $200K – Deaf and Hard of Hearing Program professional fees.
  - $200K – Workforce Innovation and Opportunity Act professional fees and other costs.
  - ($570K) – End of one-time grant for Envision.
  - ($1.2 million) – Rehabilitation Services caseload expenditures, supplemental funds will be requested.
- Protection & Prevention Services, $14.6 million increase –
  - $10.7 million – Foster Care based on Fall 2025 Consensus Caseload Estimates and a reappropriation from FY 2026.
  - $2.4 million – Families First Prevention grants based on increased federal funding availability.
  - $1.7 million - Family Preservation (Underspent in FY 2026).
  - $700K – Adoption Services Grants.
  - $700K – Family Finding System.
  - $600K – Family Support Services Contract.
  - $500K – KanCoach Training grants.
  - $500K – FAC Expansion in Wichita.
  - $400K – Family Services Assistance.
  - $200K – Human Trafficking grants.
  - ($500K) – Independent Living Assistance.
  - ($800K) – Adoption Support assistance.

  - ($1.3 million) – Child Protective Services Grants including Adoption Incentive recruitment and professional fees; Adoption Incentive Grants; Child Abuse and Neglect Professional Fees.
  - ($1.4) million – Salaries and Shrinkage.
- Client Service Delivery-Regions, $8.8 million decrease –
  - $200K - Travel
  - $200K – Computers and other equipment.
  - $100K – Cell phones, postage, long-distance, and other communications.
  - ($300K) – Temporary staff and recruitment
  - ($800K) – Salaries and Shrinkage.
  - ($8.9 million) – Salary and wage reduction due to shifting of funds to State Finance Council pending implementation of SNAP Healthy Foods Waiver.
- Other, $5.3 million increase –
  - $9.6 million – Transfers to other State Agencies
  - ($3.7 million) – Spark Grants.

$132.3 Million decrease from FY 2027 to FY 2028. Below are some of the major factors.

- Information Technology Systems, $3.4 million increase –
  - $2.5 million – OITS payments.
  - $1.4 million – Computer software and maintenance.
  - ($800K) – Consulting and other professional fees.
- Economic & Employment Support, $144.6 million decrease –
  - ($124.4 million) – Child Care Assistance moved to KOEC.
  - ($1.7 million) – Removal of one-time Legislative appropriation for JAG, Core Communities and Big Brother Big Sister grants.
  - ($2.4 million) – Summer EBT assistance benefits.
  - ($15.9 million) – LIEAP Assistance.
- Protection & Prevention Services, $4.9 million decrease –
  - $1.2 million – Families First Prevention grants.
  - $800K – Salary and wage increases.
  - ($5.6 million) – Foster Care based on Fall 2025 Consensus Caseload Estimates.
- Client Service Delivery – Regions, $14.4 million increase –
  - $8.9 Million - Salary and wage reduction due to shifting of funds to State Finance Council pending implementation of SNAP Healthy Foods Waiver.
  - $5.1 million – Salary and wage increases.
- Other, $1.5 million decrease –
  - ($1.3 million) – SPARK Grants.

Narrative – DA 400	Agency:	KS Dept. for Children and Families
State of Kansas	Program:	Agency Overview
Division of the Budget	Subprogram:	

The 2025 Legislature required all state agencies to lapse 1.5% of their State General Fund (SGF) operating budgets in FY 2026. The 2026 Legislature required an additional 1.5% lapse from agency SGF operating budgets in FY 2027. For FY2027, the DCF amount was $2,049,895. Below is the list of items that DCF reduced to meet that FY2027 SGF lapse requirement:

- Post Adoption Supports were reduced by $1,170,000 SGF.
- Families First Preventions Services were reduced by $500,000 SGF.
- Shrinkage increased, reducing SGF by $366,068.
- Attorney Licensing Fees were reduced by $13,827 SGF.

Pandemic Awards:

The table below reflects expenditures of pandemic awards for Fiscal Years 2026 through 2028. Expenditures made in previous years are not included. Federal grant awards fully expended prior to FY 2026 are not shown.

Federal Pandemic Award	Authorizing Act	CFDA #	Federal Award Amount	SMART Fund #	SMART BU	Spending Program Code	Program Code Description	SFY 2026 Actuals	SFY 2027 Budget	SFY 2028 Budget
Elder Justice Act	ARPA	93.747	2,039,447	3680	3681	27357	APS ARPA	63,768	-	-
SPARK Funds		21.027	18,000,000	3756	3536	A0074	Community Resource Capacity	5,013,319	1,345,436	-
Total								**5,077,087**	**1,345,436**	-

SUBMITTED BUDGET:

The submitted budget is based on the Legislative Approved Budget adjusted for DoB adjustments and a one-time FY 2026 re-appropriation. The table below provides a breakdown of the appropriations.

State General Funds in Submitted Budget	FY 2027	FY 2028
Legislative Approved (2026 Legislature)	493,789,763	498,789,763
DOB Adjustments:		
Agency Specific Base Adjustment for FY 2028		5,005,246
Health Insurance Rate Change		2,492,326
KPERS Rate Change		5,710
27th Pay Check		3,085,758
PLUS: FY 2026 Re-appropriation	5,646,003	-
DCF Submitted Budget	$499,435,766	$509,378,803

Re-appropriated State General Funds	**FY 2026**
State Operations	14,214
Cash Assistance	6,859
Voc Rehab Aid & Assistance	2,049
Human Services Caseload	5,555,580
Youth Services Aid & Assistance	67,514
Initial Re-appropriation	**5,646,216**
1.5% Lapse of any reappropriated funds	*(-213)*
Total Re-appropriation	**$5,646,003**

REDUCED RESOURCES

No Reduced Resource proposals were required.

SUPPLEMENTAL AND ENHANCEMENTS

DCF is requesting seven supplementals for FY 2027 and twelve enhancements in FY 2028. Below are the amounts.

- FY 2027 Supplementals - $15,348,861 AF's, $8,640,343 SGF
  - Economic and Employment Support Programs (3) - $11,286,391 AF's, $6,474,975 SGF
  - Rehabilitation Services (1) - $1,999,710 AF's, $425,939 SGF
  - IT Systems (1) - $893,520 AF's, $570,189 SGF
  - Administration (1) - $800,000 AF's, $800,000 SGF
  - Prevention and Protection Services (1) $369,240 AF's, $369,240 SGF
- FY 2028 Enhancements – $14,533,367 AF's, $16,302,662 SGF
  - Economic and Employment Support Programs (3) - $3,107,580 AF's, $2,088,100 SGF
  - Rehabilitation Services (3) - $3,371,827 AF's, $780,373 SGF
  - Prevention and Protection Services (3) - $6,644,240 AF's, $6,644,240 SGF
  - Child Support Services (1) - $0 AF's, $5,500,000 SGF. This request is a shift in revenue from Fee Fund to SGF. Caseloads have been decreasing resulting in fewer fee fund collections. SGF is needed to make up the fee funds no longer available.
  - Administration (1) - $1,000,000 AF's, $1,000,000 SGF
  - Legal (1) - $409,720 AF's, $289,949 SGF

See "Enhancements" section for additional details.

FEDERAL CHANGES AFFECTING DCF:

On July 4, 2025, the President signed H.R.1, also known as the Big Beautiful Bill, into law. This bill significantly changed eligibility and funding for the SNAP program. Changes impacting eligibility for benefits were effective October 1, 2025. Other changes that will impact the DCF budget are as follows:

- Effective October 1, 2026, the federal portion of SNAP administrative costs is reduced from 50% to 25%, increasing the state's share to 75% of administrative costs.
- Effective October 1, 2027, requires states to pay at least a percentage of SNAP benefit allotments unless they have a Payment Error Rate below 6%. The match rate increases as the error rate increases.

The FFY 2027 President's budget bill is still moving through the legislative process. A continuing resolution has been passed by Congress and signed by the President which extends funding through December 11, 2026.

STATUTORY HISTORY:

The Kansas Constitution (Article 7, Section 4) provides for relief to be given to individuals who have claims upon the aid of society. Until 1936, providing such aid was the responsibility of the county governments. The Constitution was amended in 1936, to allow the State to participate in relief programs, and in 1937, the State Welfare Department was created. The department, supervised by the Board of Social Welfare, was empowered to participate in the programs offered by the Federal Social Security Act (SSA) and to establish welfare programs for the care of low-income residents.

In 1939, the Division of Institutional Management was created within the department to supervise the operation of the State hospitals. In 1953, the department of Social Welfare was reorganized to create two divisions, Social Welfare and Institutional Management. In 1968, the Legislature provided for the transfer of the Division of Vocational Rehabilitation from the Board of Vocational Education Department.

The 1973 Legislature created the Department of Social and Rehabilitation Services (SRS) to replace the Board of Social Welfare, pursuant to the issuance of the Governor's Executive Reorganization Order No. 1. In addition, the 1973 Legislature provided that the department would administer, and the State would finance, assistance programs in lieu of the counties.

The department was expanded in 1979, to include programs for Alcohol and Drug Abuse Services, Income Maintenance and Medical Services.

In 1996, (S.L. 1996, Chap. 271) legislation was enacted that authorized the Secretary of SRS to organize the department in a manner the Secretary determined most efficient. The responsibility for administration of long-term care programs for Kansans over the age of 65 was transferred to the Kansas Department on Aging (KSA 75-5321a and KSA 75-5945 et seq.).

In 1997, the Legislature transferred all programs for juvenile offenders, including authority for administration of the State youth centers, from SRS to the Juvenile Justice Authority (KSA 75-7001 et seq.) and renamed those Juvenile Correctional Facilities.

Pursuant to 2005 House Substitute 272, most Medicaid health care services were moved to the Division of Health Policy and Finance (DHPF), that became the Kansas Health Policy Authority, and now is the Division of Health Care Finance within the Kansas Department of Health and Environment (KDHE). SRS retained a significant portion of specialized Medicaid services for persons with physical and developmental disabilities, as well as mental health and substance abuse services.

Effective March 3, 2011, by Executive Order No. 11-04, the duties of Human Resources transferred to the Department of Administration to establish and increase efficiency, uniformity and fairness in employment policies, procedures and practices within the executive branch of State government.

Effective April 10, 2012, by Executive Order No. 11-46, the duties of Information Technology Services transferred to the Department of Administration under the Executive Chief Information Technology Officer, to establish and increase efficiency and uniformity.

Effective July 1, 2012, by Executive Order No. 41, all health care services and administration in Disability and Behavioral Health Services (DBHS) and the five State hospitals were moved to the Kansas Department for Aging and Disability Services (KDADS), formerly known as the Kansas Department on Aging. The Department of Social and Rehabilitation Services was renamed the Kansas Department for Children and Families (DCF).

Effective July 1, 2015, by Executive Order No. 43, all services and administration of the Child Placing Agency and Residential Programs section within the Bureau of Family Health were moved from KDHE to DCF.

Effective January 1, 2016, by Executive Order No. 43, all the powers, duties and functions for determining eligibility for services under Title XIX of the Social Security Act, known as Medicaid, and eligibility for services for State-funded medical services moved from DCF to KDHE.

Pursuant to 2025 House Bill 2045, the Office of Early Childhood was established beginning July 1, 2026. The new law transferred all funds, programs and policies related to early childhood services to the new agency. This legislation required DCF to transition FTE and funds to the new agency on July 1, 2026.

Laura Howard
Secretary of the Department for Children and Families

Jenalea Randall
Director of Public & Govt. Affairs

Ron Fisher
Director of Organizational Health & Development

Marc Altenbernt
General Counsel

- Legal
- Region Attorneys
- Audit Services
- Fraud Investigations

Vacant - Deputy Secretary Operations

- Chief Financial Officer
- Director of Budget
- Director of Grants, Contracts and Payables
- Director of Cash Mgmt and Collections
- Director of Facilities, Safety & Procurement
- Director of Cost Allocation and Fed Reporting
- Information Technology Cheif Information Officer
- Regional Assist Ops Directors
- Administration Services

Tanya Keys Deputy Secretary Family Services

- Director Medicaid/Children's Mental Health
- Director of Economic Employment and Supports
- Director of Child Support Services
- Director of Safety and Protection
- Director of Rehabilitation Services
- Director of Program Implementation, Data & Quality Assurance
- Director of Prevention
- Director of Permanency
- 6 Regions

DCF Expenditures by Program
FY 2028 Budget - Submitted (in Millions)
Excludes Non-Expense Transfers

Administration	**$90.0**	**10.3%**
Child Support Services	**$33.7**	**3.9%**
Prevention & Protection Services	**$471.4**	**10.9%**
Economic & Employment Services	**$94.8**	**4.8%**
Rehabilitation Services	**$41.6**	**54.1%**
Client Service Delivery (Field Offices)	**$139.5**	**16.0%**
DD Council	**$1.0**	**0.1%**
Capital Improvements	**$0.1**	**0.0%**
Total	**$872.1**	

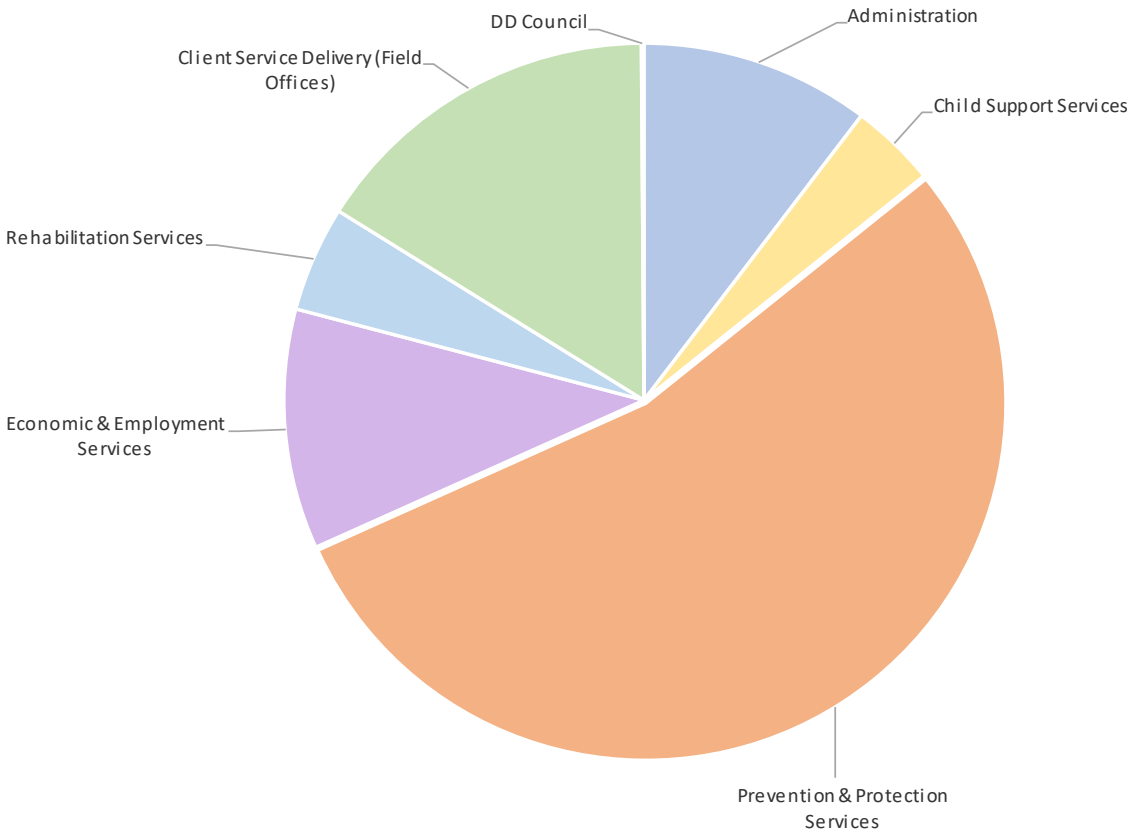

Narrative – DA 400		Agency:	KS Dept. for Children and Families
State of Kansas		Program:	Agency Overview
Division of the Budget		Subprogram:	

DCF Expenditures by Program for SGF Only
FY 2028 Budget - Submitted (in Millions)
Excludes Non-Expense Transfers

Administration	**$53.7**	**10.5%**
Child Support Services	**$1.6**	**0.3%**
Prevention & Protection Services	**$338.8**	**1.5%**
Economic & Employment Services	**$7.5**	**1.9%**
Rehabilitation Services	**$9.6**	**66.5%**
Client Service Delivery (Field Offices)	**$98.1**	**19.3%**

Total SGF **$509.4**
(Totals may not add due to rounding)

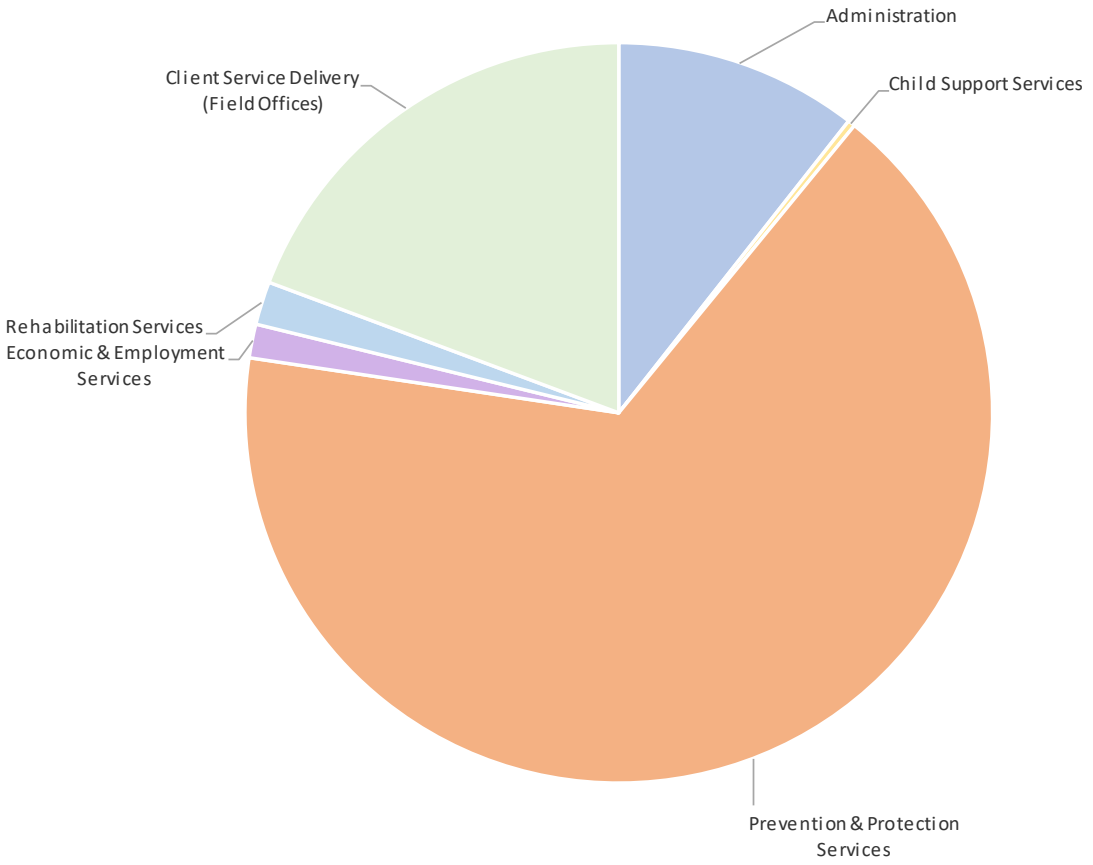

DCF Expenditures by Fund
FY 2028 Budget - Submitted (in Millions)
Excludes Non-Expense Transfers

State General Fund	**$509.40**	**50.7%**
Other State Funds	**$10.00**	**1.0%**
Federal Funds	**$352.40**	**48.3%**
TANF Block Grant	$76.50	21.7%
Child Care & Dev Fund	$6.70	1.9%
Title IV-E FC, Adop, Ind Livi	$94.50	26.8%
Voc Rehab Basic Grant	$29.20	8.3%
Child Support Services Adn	$29.00	8.2%
Utility Assitance	$33.50	9.5%
Supp Nutrition Assist Prog	$20.20	5.7%
Social Services Block Grant	$19.30	5.5%
Social Security Dis Determ	$16.10	4.6%
Title IV-B Child Welfare & P	$4.70	1.3%
Summer EBT Program	$17.60	5.0%
Other Federal Funds	$5.10	1.4%
	$352.40	

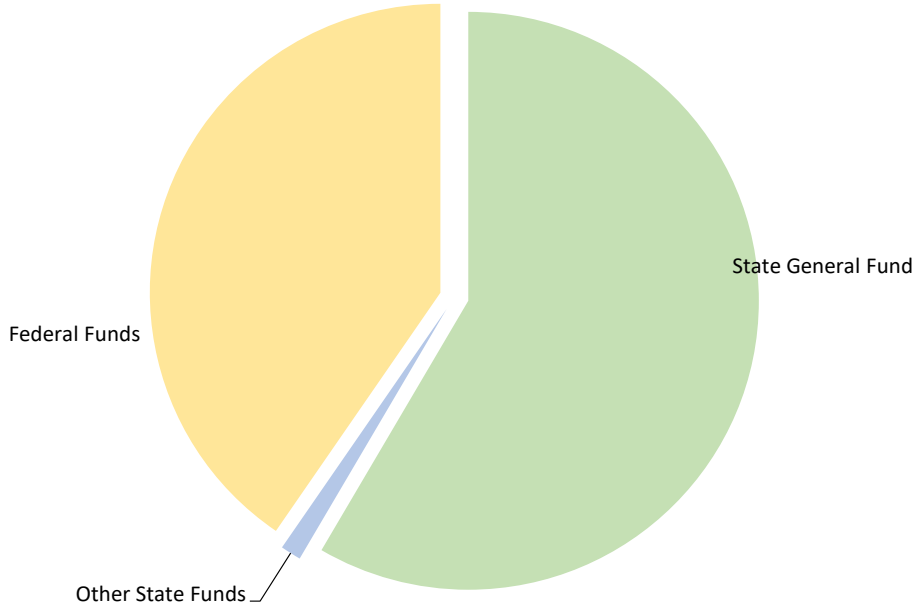

DCF Expenditures by Fund
FY 2028 Budget - Submitted (in Millions)
Excludes Non-Expense Transfers

State General Fund	**$509.40**	**50.7%**
Other State Funds	**$10.00**	**1.0%**
Federal Funds	**$352.40**	**48.3%**
TANF Block Grant	$76.50	21.7%
Child Care & Dev Fund	$6.70	1.9%
Title IV-E FC, Adop, Ind Livi	$94.50	26.8%
Voc Rehab Basic Grant	$29.20	8.3%
Child Support Services Adn	$29.00	8.2%
Utility Assitance	$33.50	9.5%
Supp Nutrition Assist Prog	$20.20	5.7%
Social Services Block Grant	$19.30	5.5%
Social Security Dis Determ	$16.10	4.6%
Title IV-B Child Welfare & P	$4.70	1.3%
Summer EBT Program	$17.60	5.0%
Other Federal Funds	$5.10	1.4%
	$352.40	

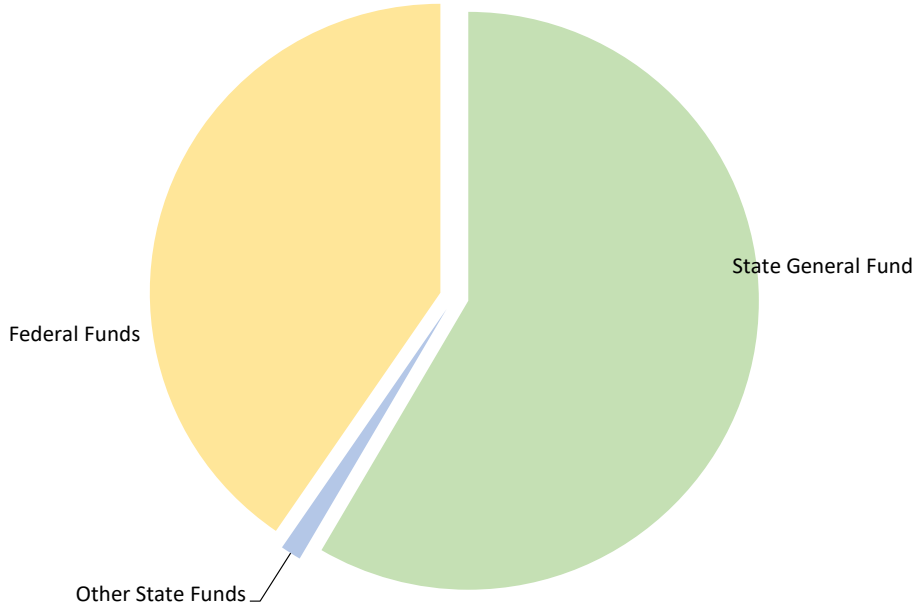

Narrative – DA 400	Agency:	KS Dept. for Children and Families
State of Kansas	Program:	Agency Overview
Division of the Budget	Subprogram:	

FTE and Non-FTE – FY 2026 Approved - FY 2028 Request

	FY 2026 Approved			FY 2027 Request			FY 2028 Request		
Program	**FTE**	**Non-FTE**	**Total**	**FTE**	**Non-FTE**	**Total**	**FTE**	**Non-FTE**	**Total**
ADMINISTRATION									
01030 -- Executive and Administration	85.00	0.75	85.75	88.50	-	88.50	88.50	-	88.50
01050 -- Legal	15.00	-	15.00	14.00	-	14.00	14.00	-	14.00
01060 -- Audit	16.00	-	16.00	16.00	-	16.00	16.00	-	16.00
01090 -- Strategic Development	10.00	-	10.00	10.00	-	10.00	10.00	-	10.00
01350 -- Information Technology	67.00	9.00	76.00	69.00	9.00	78.00	69.00	9.00	78.00
01500 -- Personnel Services	10.00	-	10.00	9.00	-	9.00	9.00	-	9.00
01600 -- Salary & Benefit Reserve Pool	99.00	4.00	103.00	89.60	-	89.60	89.60	-	89.60
Subtotal -- Administration	**302.00**	**13.75**	**315.75**	**296.10**	**9.00**	**305.10**	**296.10**	**9.00**	**305.10**
CHILD SUPPORT SERVICES									
24810 -- Child Support Services	29.00	2.00	31.00	31.50	-	31.50	31.50	-	31.50
Subtotal -- Child Support Services	**29.00**	**2.00**	**31.00**	**31.50**	**-**	**31.50**	**31.50**	**-**	**31.50**
ECONOMIC & EMPLOYMENT SERVICES									
25110 -- EES Administration	76.00	-	76.00	68.00	-	68.00	68.00	-	68.00
25120 - EBT and Eligibilty Verification	1.00	-	1.00	1.00	-	1.00	1.00	-	1.00
25170 -- Food Distribution	3.00	-	3.00	3.00	-	3.00	3.00	-	3.00
25190 -- Head Start Collaboration	1.00	-	1.00	-	-	-	-	-	-
25520 -- Utility Assistance	1.00	-	1.00	1.00	-	1.00	1.00	-	1.00
25700 -- Child Care Quality	2.00	-	2.00	-	-	-	-	-	-
25850 -- SNAP Employment and Training	13.00	7.00	20.00	20.00	-	20.00	20.00	-	20.00
Subtotal -- Economic & Employment Services	**97.00**	**7.00**	**104.00**	**93.00**	**-**	**93.00**	**93.00**	**-**	**93.00**
REHABILITATION SERVICES									
26110 -- Rehabilitation Services Administration	16.00	-	16.00	16.00	-	16.00	16.00	-	16.00
26150 -- Deaf and Hard of Hearing Services	4.00	-	4.00	5.00	-	5.00	5.00	-	5.00
26200 -- Services for the Blind	2.00	-	2.00	2.00	-	2.00	2.00	-	2.00
26300 -- Disability Determination Services	56.00	-	56.00	57.00	-	57.00	57.00	-	57.00
Subtotal -- Rehabilitation Services	**78.00**	**-**	**78.00**	**80.00**	**-**	**80.00**	**80.00**	**-**	**80.00**

Narrative – DA 400	Agency:	KS Dept. for Children and Families
State of Kansas	Program:	Agency Overview
Division of the Budget	Subprogram:	

FTE and Non-FTE – FY 2026 Approved - FY 2028 Request

	FY 2026 Approved			FY 2027 Request			FY 2028 Request		
Program	**FTE**	**Non-FTE**	**Total**	**FTE**	**Non-FTE**	**Total**	**FTE**	**Non-FTE**	**Total**
PREVENTION & PROTECTION SERVICES									
27100 -- PPS Administration	52.00	-	52.00	51.00	-	51.00	51.00	-	51.00
27200 -- Protection Report Center	94.00	-	94.00	94.00	-	94.00	94.00	-	94.00
27340 -- Families First	2.00	-	2.00	2.00	-	2.00	2.00	-	2.00
27350 -- Adult Protective Services	8.00	-	8.00	8.00	-	8.00	8.00	-	8.00
27410 -- Child Protective Services Grants	3.00	-	3.00	3.00	-	3.00	3.00	-	3.00
27800 -- Independent Living/ETV	3.00	-	3.00	3.00	-	3.00	3.00	-	3.00
27950 -- Licensing	37.00	-	37.00	37.00	-	37.00	37.00	-	37.00
Subtotal -- Prevention & Protection Serv	**199.00**	**-**	**199.00**	**198.00**	**-**	**198.00**	**198.00**	**-**	**198.00**
CLIENT SERVICE DELIVERY									
29100 -- Region Administration	210.00	1.00	211.00	207.80	-	207.80	207.80	-	207.80
29200 -- EES Eligibility Field Staff	637.00	1.00	638.00	632.00	-	632.00	632.00	-	632.00
29250 -- EES Employment Services Field Staff	75.00	-	75.00	74.00	-	74.00	74.00	-	74.00
29300 -- Rehab Services Field Staff	126.99	-	126.99	127.99	-	127.99	127.99	-	127.99
29310 -- Rehab Services Pre-ETS Staff	25.00	7.00	32.00	33.00	-	33.00	33.00	-	33.00
29500 -- Child & Adult Protective Svs Field Staff	772.49	1.00	773.49	772.84	-	772.84	772.84	-	772.84
Subtotal -- Client Service Delivery	**1,846.48**	**10.00**	**1,856.48**	**1,847.63**	**-**	**1,847.63**	**1,847.63**	**-**	**1,847.63**
DD COUNCIL									
39000 -- DD Council Management	4.50	-	4.50	4.50	-	4.50	4.50	-	4.50
Subtotal -- DD Council Management	**4.50**	**-**	**4.50**	**4.50**	**-**	**4.50**	**4.50**	**-**	**4.50**
AGENCY TOTAL	**2,555.98**	**32.75**	**2,588.73**	**2,550.73**	**9.00**	**2,559.73**	**2,550.73**	**9.00**	**2,559.73**

Major Changes from FY 2026 Approved to FY 2028 Request:

The number of positions decreased by 29 positions in FY 2027 and remained constant in FY 2028

- 29 positions were transferred to the Kansas Office of Early Childhood.

Eligibility Requirements for Major DCF Programs			
Program	**Eligible Persons**	**Income Level**	**Other**
TANF Cash Assistance	Family with a minor child residing with a custodial parent/relative or court-appointed caretaker, or a pregnant woman meeting all eligibility requirements.	Approximately 18% FPL	• 24-month time limit, with another 12 months for hardship. • Cooperation with Child Support Services is required. • Generally, adults must be engaged in a work activity. • $3,000 asset limit. The family's home, one vehicle per adult and furniture are excluded from the $3,000 asset limit. More than one vehicle may be excluded based on the vehicle's use. • 60% of earned income is excluded in the benefit determination. • Not SSI Eligible.

Low Income Energy Assistance	Households, in which an adult responsible for paying energy costs, meet all eligibility requirements.	150% FPL	• The LIEAP benefit is an annual benefit.
			• Supplemental benefits are issued if federal funding is higher than anticipated.
			• In addition to the level of federal funding, benefits vary by the following factors:
			  ○ Household income.
			  ○ Number of persons in the household.
			  ○ Type of dwelling.
			  ○ Type of fuel and utility rates.

Sun Bucks – Summer EBT Program	School aged children who meet all eligibility requirements.	At or below 185% FPL Gross Income Test	• Paid as a lump sum benefit for the summer months.
			• Current benefit is $120/child to cover the months of June, July and August.
			• Children can be automatically qualified based on the following:
			  ○ Receive free or reduced school lunches.
			  ○ Family eligible for TANF Cash or Food Assistance.
			• Home schooled children also eligible if income requirements are met.

Eligibility Requirements for Major DCF Programs			
Program	**Eligible Persons**	**Income Level**	**Other**
SNAP (Food Assistance)	• Households which meet all SNAP gross and net income tests and resource requirements and all other eligibility factors. • Persons living in institutions that provide meals are ineligible for SNAP benefits. • Households in which all members receive TANF cash assistance or Supplemental Security Income are automatically eligible and exempted from SNAP income and resource tests. • Elderly persons (over 64) and persons with disabilities must meet only the net income test.	• 130% FPL Gross Income Test • 100% FPL Net Income Test • Certain deductions are subtracted from income including: o 20% of gross earned income. o Standard deduction based in household size (approx. \$209-\$299). o Excess shelter costs (up to a maximum of \$744 for households with no elderly or disabled members) including: * Standard Utility Deduction * Rent or Mortgage and Taxes/Insurance * Homeless Shelter Expenses. o Dependent Care. o Medical expenses. o Child Support.	• Cooperation with Child Support Services is required for households with children in which one parent is absent. • Able-Bodied Adults without Dependents (ABAWD) aged 18-64 must meet work requirements to maintain eligibility. • \$3,000 asset limit. The family's home, one vehicle per adult household member and furniture are excluded from the \$3,000 asset limit. More than one vehicle may be excluded based on the vehicle's use. • \$4,500 asset limit for elderly persons or persons with a disability.

Eligibility Requirements for Major DCF Programs			
Program	**Eligible Persons**	**Income Level**	**Other**
Child Care Assistance	The following with a child under age 13, and age 13-18 when not capable of self-care meeting all eligibility requirements.: • Families participating in TANF or SNAP work programs. • Low-income employed families. • Families in approved education or training activities. • Teen parents completing high school or GED. • Children receiving Prevention and Protection Services and some other families with temporary emergency needs. • Kansas Early Head Start Families.	At initial eligibility, 85% SMI for the household. The maximum income limit for households with 10 individuals allowed by HHS is 85% of the state median income.	• A co-payment is required for families with an income more than 100% FPL. • For income eligible (non-TANF) families, adult(s) must work 20 hours per week earning at least the federal minimum wage per hour, unless they have a qualifying exemption. • Cooperation with Child Support Services is required at initial application and for continued services at annual renewals.
Child Support Services	• Families receiving TANF, foster care (or juveniles in DOC), medical assistance under Title IV-A, SNAP assistance, and child care assistance are mandatorily referred to Child Support Services. • Any family regardless of income or residency who enrolls for services.	None	Parents or caregivers who receive TANF cash assistance, SNAP, medical assistance under Title IV-A, or child care assistance are required to cooperate with Child Support Services. Any participant in the IV-D program assigns their support rights as set out in K.S.A. 39-709 or 39-756. Certain exclusions may apply for an Intact Household or Good Cause Determination.
Vocational Rehabilitation Services	Persons assessed to have a physical or mental impairment constituting a substantial impediment to employment and who require Vocational Rehabilitation services for employment.	None	None

Foster Care	A child under 18 who at the time of filing of petition for child in need of care or issuance of an ex parte order who: • Is without adequate parental care, control or subsistence, not solely due to the lack of financial means of the child's parents or other custodian. • Is without care or control necessary for the child's physical, mental or emotional health. • Has been physically, mentally or emotionally abused or neglected or sexually abused. • Has been subjected to an act that would constitute human trafficking or aggravated human trafficking, or commercial sexual exploitation of a child, or has committed an act which, if committed by an adult, would constitute selling sexual relations. • Has been residing in the same residence with a sibling or another person under 18 years of age who has been physically, mentally or emotionally abused or neglected or sexually abused. • Has been placed for care or adoption in violation of law. • Has been abandoned or does not have a known living parent. • Is not attending school as required by law.	None	• Most *Child in Need of Care* (CINC) custody referrals are made to DCF. The Kansas Protection and Reporting Center receives reports of alleged abuse/neglect. DCF must screen the reports and decide which ones meet criteria to be assigned for further investigation. • In cases where criminal conduct is alleged or suspected to have occurred, law enforcement will also be asked to help investigate. Reports of child abuse or neglect which indicate: (1) serious physical harm to, serious deterioration of or sexual abuse of the child; and (2) that action may be required to protect the child, the investigation is required by statute to be a joint effort between DCF and appropriate law enforcement. The filing of criminal charges by a prosecutor may result from the investigation. If the allegations are such that the child could be "harmed", law enforcement has the authority to take the child into police protective custody. • When a child is taken into police protective custody, the court must convene a hearing the case within 72 hours to decide whether the child should be placed in DCF custody or placed at home while the CINC case is pending. Whenever feasible and child's safety assessed, DCF works with the family without any court filing/intervention (prior to CINC action being filed). • If a CINC case is filed with the court, an attorney will be appointed to represent the child's best interests. This attorney is called a *guardian ad litem (GAL)*. If the child's parents or custodians are deemed indigent, an attorney may be appointed to represent them. • If the child is placed in DCF custody and placed out of home, a case plan will be developed and approved by the court which may require parents to complete tasks necessary to ensure the child may be safely returned home.

Foster Care (cont.)	• Committed an act prohibited by applicable law.
	• Is willfully and voluntarily absent from the child's home without the consent of the child's parent or other custodian.
	• Is willfully and voluntarily absent at least a second time from court-ordered or designated placement without consent.
	• Has had a permanent custodian appointed who is no longer able or willing to serve.
	• While less than 10 years, a child:
	  ○ Commits a prohibited criminal offense as defined by statute;
	  ○ Commits an act, which if done by an adult would constitute a felony or misdemeanor as defined by statute; and/or
	  ○ Criminal use of weapons.
			• If the parents fail to complete the tasks assigned by the court and it is determined reintegration is not a viable option, the court may consider termination of parental rights. The goal in all CINC cases is to have the child return to the home when it is safe to do so. Termination of parental rights is only considered after all attempts to reunite the family have failed.
			• The parents may be required to pay child support to DCF for the time the child is placed out of the home and in DCF custody.

Adoption Assistance	Eligibility for adoption assistance is based on the needs of the child, not the income of the family. All of the following criteria must be met: • A child must be legally free for adoption and placed in the custody of DCF or a private licensed child placing agency. • A judicial determination that the child cannot, or should not, be returned to the home of the parents, and it is not in the best interest of the child to be returned to the parents. • The child must have one or more circumstances which influence the child's adoptability: physical disability; developmental disability; behavioral or emotional disability; whether the child is 6 or older; a guarded prognosis; or be a member of a sibling group placed together. • A determination that reasonable efforts were made to place the child without assistance.	None	The Adoption Assistance Program may provide one or more of the following: • Kansas Medical Card. • Monthly cash subsidy, maximum amount of subsidy is $500 with the following exceptions: o A child was eligible for SSI prior to adoption finalization, in which case, DCF may match the SSI rate the child received. o The adoptive family requests an exception for a higher subsidy. o The child was on the Technology Assisted (TA) waiver or Intellectual or Developmental Disability (IDD) waiver and was receiving Specialized Medical Care. These children are eligible for higher subsidies with the minimum amount being 75% of the monthly foster care reimbursement rate and the maximum being a dollar less than the monthly foster care rate, excluding respite, exception rates and add-on rates. • Special one-time payments. • Non-recurring expense reimbursement.

Narrative – DA 400	Agency: KS Dept. for Children and Families
State of Kansas	Program: Agency Overview
Division of the Budget	TANF Fund Report

TANF FUND REPORT

Item	FY 2026 Actual	FY 2027 Estimate	FY 2028 Estimate	FY 2029 Estimate	FY 2030 Estimate	FY 2031 Estimate
Beginning Balance	70,411,213	73,896,445	66,565,299	59,969,281	53,197,764	46,248,117
Revenue						
TANF Block Grant	101,477,697	101,477,698	101,477,698	101,477,698	101,477,698	101,477,698
Total Revenue	101,477,697	101,477,698	101,477,698	101,477,698	101,477,698	101,477,698
Transfer-Out						
Child Care & Development Fund	-	-	-	-	-	-
Social Services Block Grant	10,147,768	10,147,768	10,147,768	10,147,768	10,147,768	10,147,768
Transfers to KOEC:		-	-	-	-	-
TANF Healthy Families Grant	-	3,150,000	3,150,000	3,150,000	3,150,000	3,150,000
KEHS TANF Funded Kansas Eearly Head Star	-	4,951,331	4,951,331	4,951,331	4,951,331	4,951,331
KHRC Housing Support Grant	-	5,000,000	5,000,000	5,000,000	5,000,000	5,000,000
Kansas Preschool Program KSDE	4,132,317	8,332,317	8,332,317	8,332,317	8,332,317	8,332,317
Expenditures						
Central Office Administration	2,993,593	2,469,207	2,590,338	2,629,193	2,668,631	2,708,660
Regional Offices	8,540,244	7,710,373	8,065,220	8,186,198	8,308,991	8,433,626
Information Technology	1,008,442	914,283	1,044,348	1,060,013	1,075,913	1,092,052
KEES Project	657,099	345,322	343,983	343,983	343,983	343,983
TANF Cash Assistance	8,422,557	9,300,000	9,300,000	9,300,000	9,300,000	9,300,000
TANF Non-Recurrent Benefits	-	-	-	-	-	-
TANF Employment Services	1,543,273	1,515,320	1,551,488	1,551,488	1,551,488	1,551,488
TANF Supportive Services Grants	4,402,068	4,394,804	4,394,804	4,394,804	4,394,804	4,394,804
TANF Youth Services Grants	5,705,773	6,754,441	5,378,441	5,378,441	5,378,441	5,378,441
TANF Home Visitation Grants (to KOEC 7/1/26)	2,900,239	-	-	-	-	-
TANF Two-Parent Initiatives Grants	-	-	-	-	-	-
TANF 2Gen Grants	10,785,052	11,488,260	11,488,260	11,488,260	11,488,260	11,488,260
KEHS TANF Funded (to KOEC 7/1/26)	4,474,486	-	-	-	-	-
Family Preservation	4,012,917	5,121,223	5,121,223	5,121,223	5,121,223	5,121,223
Families First	199,340	250,000	250,000	250,000	250,000	250,000
Family Resource Centers	500,000	500,000	500,000	500,000	500,000	500,000
Foster Care	29,056,496	26,464,195	26,464,195	26,464,195	26,464,195	26,464,195
Federal Claim Reconciliation/ Encumbrance Release	(1,489,199)	-	-	-	-	-
Total Transfers and Expenditures	97,992,465	108,808,844	108,073,716	108,249,215	108,427,346	108,608,149

Narrative – DA 400	Agency:	KS Dept. for Children and Families
State of Kansas	Program:	Agency Overview
Division of the Budget		TANF Fund Report

TANF FUND REPORT

Item	FY 2026 Actual	FY 2027 Estimate	FY 2028 Estimate	FY 2029 Estimate	FY 2030 Estimate	FY 2031 Estimate
Ending Balance - Est	**73,896,445**	**66,565,299**	**59,969,281**	**53,197,764**	**46,248,117**	**39,117,666**

Narrative - DA 400	Agency:	KS Dept. for Children and Families
State of Kansas	Program:	Agency Overview
Division of the Budget		Social Welfare Fee Fund Report

SOCIAL WELFARE FEE FUND REPORT

Item	FY 2022 Actual	FY 2023 Actual	FY 2024 Actuals	FY 2025 Actuals	FY 2026 Actuals	FY 2027 Estimate	FY 2028 Estimate	FY 2029 Estimate
Beginning Balance	17,895,964	15,695,725	17,603,102	15,946,862	9,116,037	3,140,629	336,821	(5,477,842)
Revenue								
TANF Child Support Collections	3,738,423	2,244,649	1,800,517	1,619,682	1,583,106	1,325,000	1,220,000	1,125,000
TANF Foster Care Child Support Collections	150,973	116,660	72,490	79,502	62,901	64,111	61,488	59,440
State Foster Care and Corrections Child Support Collections	3,375,474	2,439,854	1,719,150	1,449,925	1,464,083	1,494,206	1,434,415	1,405,715
CSS Non-TANF Recipient Fees	(21)	107	(3)	100	(232)	-	-	-
Subtotal Child Support Services Collections	7,264,849	4,801,271	3,592,154	3,149,209	3,109,858	2,883,317	2,715,903	2,590,155
CPS Registry	523,437	592,007	634,825	706,398	763,630	800,000	850,000	900,000
Reconcile Federal & Clearing Funds	5,790,938	7,929,072	5,848,569	37,099	1,818,773	2,800,000	-	-
DCF Recoveries and Misc.	223,241	462,468	90,766	81,254	237,945	85,000	85,000	85,000
Total Annual Revenue	13,802,465	13,784,818	10,166,314	3,973,960	5,930,206	6,568,317	3,650,903	3,575,155
Total Funds Available	31,698,429	29,480,543	27,769,416	19,920,822	15,046,243	9,708,946	3,987,724	(1,902,688)
Expenditures								
Child Support Services	9,242,254	8,235,375	8,296,713	8,194,224	9,840,569	8,354,125	8,447,566	8,457,285
Foster Care	6,094,015	3,000,000	3,000,000	1,955,356	1,000,000	1,000,000	1,000,000	1,000,000
DCF Admin	17,403	19,106	19,147	19,147	50,597	18,000	18,000	18,000
Legal					173,475			
DCF Other					158,412			
Federal Claim Reconciliation	649,032	622,960	506,694	636,058	682,561	-	-	-
Total Annual Expenditures	16,002,704	11,877,441	11,822,554	10,804,785	11,905,614	9,372,125	9,465,566	9,475,285
Ending Balance	**15,695,725**	**17,603,102**	**15,946,862**	**9,116,037**	**3,140,629**	**336,821**	**(5,477,842)**	**(11,377,973)**

Note: State General Funding is being requested in an enhancement request for FY 2028. The declining caseloads which produce revenue can no longer support the expense of operatng the Child Support Services program.

Federal Pandemic Awards
Actual Expenditures and Budgeted Amounts for Fiscal Years 2026, 2027 and 2028

Federal Pandemic Award	Authorizing Act	CFDA #	Federal Award Amount	SMART Fund #	SMART BU	Spending Program Code	Program Code Description	SFY 2026 Actuals	SFY 2027 Budget	SFY 2028 Budget
Elder Justice Act	ARPA	93.747	2,039,447	3680	3681	27357	APS ARPA	63,768	-	-
SPARK Funds		21.027	18,000,000	3756	3536	A0074	Community Resource Capacity	5,013,319	1,345,436	-
Total								**5,077,087**	**1,345,436**	**-**

This list includes only expenditure amounts for Fiscal Years 2026 through 2028. Expenditures made in prior fiscal years are not included.
Federal grant awards fully expended prior to Fiscal Year 2026 are not shown.

Department for Children and Families
Performance Based Budget

Program Priority and Expenditures

Subprogram Code	Page Number	Program / Subprogram	Rank	FY 2027 Est	FY 2028 Est
		Administration			
01000	1	Administraiton	43	139,159,759	144,348,266
		Child Support Services			
24810	2	Child Support Services	6	33,388,902	33,654,460
		Economic & Employment Services			
25120	3	EBT and Eligibility Determination	38	3,451,347	3,407,435
25170	4	Food Distribution	9	1,420,986	1,367,688
25200	5	TANF Cash Assistance	7	9,300,000	9,300,000
25300	6	TANF Employment Services	22	1,515,320	1,551,488
25350	7	TANF Targeted Grants	17	22,637,505	21,261,505
25520	8	Utility Assistance	8	45,034,937	29,016,608
25530	9	Refugee Assistancxe	26	698,258	698,258
25600	10	Child Care Assistance	--	124,383,227	133,825,018
25700	11	Child Care Quality	--	50,160	-
25800	12	SNAP Assistance	5	19,244,311	16,800,000
25850	13	SNAP Employment and Training	25	1,897,126	2,030,851
		Rehabilitation Services			
26150	14	Deaf and Hard of Hearing Services	35	757,159	775,397
26200	15	Services for the Blind	30	1,011,977	685,103
26300	16	Disability Determination Services	32	14,865,874	15,085,895
26400	17	Rehabilitation Services Case Services	23	16,485,739	16,485,739
26500	18	Rehabilitation Services Independent Living	33	6,212,766	6,212,766
26960	19	Workforce Innovation and Opportunity Act Requirements	31	401,404	401,404
		Protection and Prevention Services			
27200	20	Protection Report Center	1	6,800,890	7,177,754
27320	21	Family Services	14	2,017,793	2,017,793
27323	22	Human Trafficking	41	307,500	307,500
27330	23	Family Preservation Services	13	13,028,914	13,028,914
27340	24	Families First Program	11	23,408,668	24,649,849
27350	25	Adult Protective Services	3	1,027,578	1,061,449
27370	26	Family Crisis Support Services	12	3,000,000	3,000,000
27380	27	PPS Other Grants	39	5,297,000	4,934,500
27410	28	Child Protective Services Grants	16	1,181,048	1,194,163
27440	29	Foster Care Federal Disability Advocacy	34	223,000	228,000
27450	30	Tribal Grants	40	392,000	392,000
27460	31	Adoption Services	21	3,224,543	2,724,543
27500	32	Foster Care	4	346,915,930	341,360,350
27610	33	Adoption Support	18	51,237,770	50,459,254
27650	34	SOUL Permanency	20	356,000	356,000
27700	35	Permanent Custodianship	19	232,800	204,508
27800	36	FC Independent Living	24	5,603,916	5,615,396
27950	37	Licensing Foster Care Homes	15	2,561,345	2,693,888
		Client Service Delivery			
29200	38	Economic and Employment Eligibility Field Staff	10	27,544,131	37,227,953
29250	39	TANF Employment Services Field Staff	27	4,324,095	4,577,997
29300	40	Vocational Rehabilitation Field Staff	28	8,062,331	8,511,836
29310	41	Pre-Employment Transition Services Field Staff	29	1,820,327	1,919,444
29500	42	Child and Adult Protective Services Field Staff	2	51,387,007	54,185,234
		Other Subprograms			
39000	43	Developmental Disability Council	36	980,489	1,006,939
A0074	44	Community Resource Capacity	42	1,345,436	-
92000	45	Transfers to Other State Agencies	37	26,046,148	25,933,648
99000	46	Capital Improvements	44	-	-
Total				**1,030,243,416**	**1,031,676,793**

Administration: Administration

Consequences of Not Funding this Program

Executive and administrative functions would not be performed. Agency operations and services to clients would not be viable without administrative and ITS support.

Statutory Basis	Mandatory/ Discretionary	MOE/Match Rqt.	Priority Level
KSA 39-708c et seq KSA 75-3702j KSA 75-5301 et seq KSA 75-7205	Mandatory	Y	43

Program Goals

na

Program History

This subprogram includes the following administration functions: executive, legal, audits, information technology, personnel, and organizational health and development. It also includes the administration sections for Economic and Employment Services, Rehabilitation Services, Prevention and Protection Services, and regional administration.

Performance Measures

Outcome Measures	*Goal*	*FY 2023 Actuals*	*FY 2024 Actuals*	*FY 2025 Actuals*	*FY 2026 Previous Est*	*FY 2026 Actuals*	*FY 2027 Est*	*FY 2028 Est*
No performance indicators - administration program		--	--	--	--	--	--	--

Funding

Funding Source	*FY 2023 Actual*	*FY 2024 Actual*	*FY 2025 Actual*	*FY 2026 Approved*	*FY 2026 Actual*	*FY 2027 Est*	*FY 2028 Est*
State General Fund	$59,660,403	$68,462,697	$70,027,543	$88,321,699	$89,891,263	$88,701,808	$92,247,427
Non-SGF State Funds	1,496,515	510,407	212,429	352,094	304,643	627,094	326,140
Federal Funds	45,843,311	52,297,688	47,910,561	66,588,324	66,513,281	49,830,857	51,774,699
Total	$107,000,229	$121,270,792	$118,150,533	$155,262,117	$156,709,187	$139,159,759	$144,348,266
FTE	605.8	599.8	604.6	670.8	670.8	650.3	650.3

Child Support Services: Child Support Administration

Consequences of Not Funding this Program

The lack of financial support for a child's basic needs may force parents to seek public assistance. In addition, the termination of the CSS Program would disqualify the state from receiving the TANF Block Grant.

Statutory Basis	Mandatory/ Discretionary	MOE/Match Rqt.	Priority Level
42 U.S.C. 651-669(b) KSA 39-708c(c) KSA 39-753	Mandatory	Y	6

Program Goals

A. Improve the financial stability of children by establishing parentage and appropriately sized child and medical support orders for each family unit.

B. Recognize that each family unit is different but that children need financial stability which is a reliable, regular, and consistent source of financial support from a parent who has a court order to provide it.

C. Ensure timely, reliable and consistent collection and distribution of payments to families.

D. Remove barriers identified by entities which CSS comes into contact with that have a direct impact on the establishment, collection or distribution of child or medical support.

Program History

Child Support Services was established in 1975 under Title IV-D of the Social Security Act. Since its inception, the CSS IV-D program has evolved into a full-service family support program. The Child Support Services Program provides a variety of services including parent location; establishment of legal parentage; the establishment, enforcement and modification of child and medical support court orders; and the collection and distribution of child support payments. Although mandatory cooperation with the CSS Program is required for cash, food, and child care assistance, CSS services are available to anyone who enrolls for services. Kansas uses both judicial and administrative methods to enforce court orders.

Performance Measures

Outcome Measures	*Goal*	*FY 2023 Actuals*	*FY 2024 Actuals*	*FY 2025 Actuals*	*FY 2026 Previous Est*	*FY 2026 Actuals*	*FY 2027 Est*	*FY 2028 Est*
1. Percent of current child support collected	A,B	56.8%	56.4%	57.4%	57.5%	59.7%	60.1%	60.3%
2. Percent of cases with child support orders	A	85.4%	85.9%	88.8%	88.9%	90.3%	90.5%	90.7%
3. Percentage of cases paying on support arrears	B	57.0%	56.0%	56.2%	56.4%	55.3%	56.2%	56.3%
Output Measures								
4. Support collections to cost ratio	A	5.86	5.42	5.88	5.90	5.81	5.83	5.85

Funding

Funding Source	*FY 2023 Actual*	*FY 2024 Actual*	*FY 2025 Actual*	*FY 2026 Approved*	*FY 2026 Actual*	*FY 2027 Est*	*FY 2028 Est*
State General Fund	$1,099,783	$1,753,998	$1,475,836	$1,620,903	$1,772,064	$1,642,504	$1,642,504
Non-SGF State Funds	8,335,377	8,356,706	8,372,876	8,452,274	9,840,569	8,354,125	8,447,566
Federal Funds	21,387,552	22,755,528	22,208,289	23,465,713	26,607,748	23,392,273	23,564,390
Total	$30,822,712	$32,866,232	$32,057,001	$33,538,890	$38,220,381	$33,388,902	$33,654,460
FTE	35.0	34.0	34.0	31.0	31.0	31.5	31.5

Economic and Employment Services: Electronic Benefits Transfer (EBT) and Eligibility Determination

Consequences of Not Funding this Program

The SNAP state plan would not be approved, as USDA mandates EBT. The fraudulent use of benefits would increase. Benefit accuracy would decline.

Statutory Basis	Mandatory/ Discretionary	MOE/Match Rqt.	Priority Level
KSA 39-709(c)(1) 42 USC 602(a)(1)(A)(viii) 7 USC 2016 7 USC 2015 42 USC 9858c(c)(2) Consolidated Appropriations. Act, 2023 P.L. 117-328	Mandatory	Y	38

Program Goals

A. Assist low-income families and individuals in obtaining training and education to encourage personal responsibility.
B. Provide appropriate support services to assist clients in gaining or retaining employment and becoming self-sufficient

Program History

EBT: TANF, SNAP, and child care assistance are delivered by electronic benefit transfers. Federal law requires SNAP benefits to be issued via EBT. DCF contracts with a financial services company to provide electronic benefits processing.
Eligibility Verification: This subprogram includes contracts to verify the identity and employment status of applicants, and the cost of conducting a suspicion-based drug testing program.
Summer EBT: The administration of the Summer EBT Program is included in this subprogram.

Performance Measures

Output Measures	*Goal*	*FY 2023 Actuals*	*FY 2024 Actuals*	*FY 2025 Actuals*	*FY 2026 Previous Est*	*FY 2026 Actuals*	*FY 2027 Est*	*FY 2028 Est*
1. Percent of customer calls answered in less than 24 seconds	B	99.5%	99.8%	100.0%	100.0%	100.0%	100.0%	100.0%

Funding

Funding Source	*FY 2023 Actual*	*FY 2024 Actual*	*FY 2025 Actual*	*FY 2026 Approved*	*FY 2026 Actual*	*FY 2027 Est*	*FY 2028 Est*
State General Fund	$658,523	$848,028	$2,634,687	$1,647,339	$1,445,637	$1,813,769	$1,790,130
Non-SGF State Funds	9,076	5,054	4,596	4,553	4,553	-	-
Federal Funds	1,736,744	1,511,601	3,585,556	1,912,655	2,876,873	1,637,578	1,617,305
Total	$2,404,343	$2,364,683	$6,224,839	$3,564,547	$4,327,063	$3,451,347	$3,407,435
FTE	-	-	1.0	1.0	1.0	1.0	1.0

Economic and Employment Services: Food Distribution

Consequences of Not Funding this Program

Fewer low-income persons would have safe, nutritious, and balanced meals.

Statutory Basis	Mandatory/ Discretionary	MOE/Match Rqt.	Priority Level
KSA 39-708c(c) KSA 39-708c(h) 7 USC 2036	Discretionary	Y	9

Program Goals

A. Assist low-income families and individuals in obtaining training and education to encourage personal responsibility.
B. Provide appropriate support services to assist clients in gaining or retaining employment and becoming self-sufficient

Program History

The Food Distribution program distributes food to low-income households. Food products sent to Kansas by the U.S. Department of Agriculture (USDA) are warehoused and shipped to local food banks. The food is delivered to central sites with the assistance of a network of local non-profits. The value of food commodities is not included in the budget.

Performance Measures

Output Measures	*Goal*	*FY 2023 Actuals*	*FY 2024 Actuals*	*FY 2025 Actuals*	*FY 2026 Previous Est*	*FY 2026 Actuals*	*FY 2027 Est*	*FY 2028 Est*
1. CSFP: Number of households served	B	4,437	4,527	4,440	4,900	4,400	4,500	4,500

Funding

Funding Source	*FY 2023 Actual*	*FY 2024 Actual*	*FY 2025 Actual*	*FY 2026 Approved*	*FY 2026 Actual*	*FY 2027 Est*	*FY 2028 Est*
State General Fund	$46,054	$64,731	$83,335	$71,129	$61,005	$76,452	$80,872
Non-SGF State Funds	13,984	12,800	3,761	-	48,150	-	-
Federal Funds	1,706,093	3,488,427	2,316,798	1,787,868	1,472,183	1,344,534	1,286,816
Total	$1,766,131	$3,565,958	$2,403,894	$1,858,997	$1,581,338	$1,420,986	$1,367,688
FTE	4.0	3.0	3.0	3.0	3.0	3.0	3.0

Economic and Employment Services: TANF Cash Assistance

Consequences of Not Funding this Program

Low-income parents may be unable to meet basic needs and to care for their children.

Statutory Basis	Mandatory/ Discretionary	MOE/Match Rqt.	Priority Level
KSA 39-708c(a) KSA 39-709(b) 42 USC 601(a)	Discretionary	Y	7

Program Goals

A. Assist low-income families and individuals in obtaining training and education to encourage personal responsibility.
B. Provide appropriate support services to assist clients in gaining or retaining employment and becoming self-sufficient

Program History

The Temporary Assistance for Needy Families Cash Assistance program provides monthly benefits to low-income families for basic needs such as clothing, housing, utilities, and transportation. The Personal Responsibility and Work Opportunity Act of 1996 removed the entitlement to welfare, established time limits and work requirements for welfare recipients, and instituted block grants to states. In Kansas, the lifetime limit for assistance is 24 months, with 12 additional months of assistance if the family meets hardship criteria. Almost all cases with an adult must participate in work activities and seek employment through the TANF Employment Services program. Work participants must be engaged in one of eight employment activities for generally 30 hours per week.

Performance Measures

Outcome Measures	*Goal*	*FY 2023 Actuals*	*FY 2024 Actuals*	*FY 2025 Actuals*	*FY 2026 Previous Est*	*FY 2026 Actuals*	*FY 2027 Est*	*FY 2028 Est*
1. Percent of families losing TANF due to employment who continue to receive food assistance, transitional assistance, and child care	B	74.0%	88.0%	83.0%	85.0%	82.0%	85.0%	85.0%

Funding

Funding Source	*FY 2023 Actual*	*FY 2024 Actual*	*FY 2025 Actual*	*FY 2026 Approved*	*FY 2026 Actual*	*FY 2027 Est*	*FY 2028 Est*
State General Fund	$0	$0	$0	$0	$0	$0	$0
Non-SGF State Funds	-	-	-	-	-	-	-
Federal Funds	9,368,902	10,349,594	9,295,735	9,300,000	8,422,557	9,300,000	9,300,000
Total	$9,368,902	$10,349,594	$9,295,735	$9,300,000	$8,422,557	$9,300,000	$9,300,000
FTE	-	-	-	-	-	-	-

Economic and Employment Services: TANF Employment Services

Consequences of Not Funding this Program

Job skills and training would be unavailable to TANF cash assistance recipients. The state may incur a penalty for failing to meet the TANF work participation requirements.

Statutory Basis	Mandatory/ Discretionary	MOE/Match Rqt.	Priority Level
KSA 39-708c(a) KSA 39-709(b)(4) 42 USC 601(a)	Mandatory	Y	22

Program Goals

A. Assist low-income families and individuals in obtaining training and education to encourage personal responsibility.
B. Provide appropriate support services to assist clients in gaining or retaining employment and becoming self-sufficient

Program History

The TANF Employment Services program promotes employment and self-sufficiency by providing job search, education and training related to employment, and job retention services to TANF recipients. The program recognizes that some recipients or family members have barriers that must be addressed before they can succeed in the workplace. Employment services are tailored to meet individual and family needs and are coordinated through intensive case management. Adults receiving cash assistance receive help with child care, alcohol or drug abuse, domestic violence and other factors that affect family stability. They must participate in work activities to remain eligible for cash assistance. Twelve months of transitional services, including periodic job retention payments, are available to families leaving cash assistance due to employment

Performance Measures

Outcome Measures	*Goal*	*FY 2023 Actuals*	*FY 2024 Actuals*	*FY 2025 Actuals*	*FY 2026 Previous Est*	*FY 2026 Actuals*	*FY 2027 Est*	*FY 2028 Est*
1. Percent of TANF recipients obtaining employment	B	29.9%	25.8%	26.4%	27.0%	21.6%	25.0%	27.0%
2. Percent of TANF recipients who retain employment in the quarter following employment	B	38.9%	43.2%	41.1%	43.0%	42.8%	45.0%	45.0%
Output Measures								
3. TANF All Families work participation rate	B	32.7%	30.1%	28.3%	32.0%	24.8%	26.0%	28.0%

Funding

Funding Source	*FY 2023 Actual*	*FY 2024 Actual*	*FY 2025 Actual*	*FY 2026 Approved*	*FY 2026 Actual*	*FY 2027 Est*	*FY 2028 Est*
State General Fund	$0	$0	$0	$0	$0	$0	$0
Non-SGF State Funds	-	-	-	-	-	-	-
Federal Funds	2,187,086	1,406,390	2,015,671	2,119,846	1,543,273	1,515,320	1,551,488
Total	$2,187,086	$1,406,390	$2,015,671	$2,119,846	$1,543,273	$1,515,320	$1,551,488
FTE	-	-	-	-	-	-	-

** The measure for FY 2023 is an estimate due to unavailable data.*

Economic and Employment Services: TANF Targeted Grants

Consequences of Not Funding this Program

Terminating these targeted grants would result in less favorable outcomes among the participants.

Statutory Basis	Mandatory/ Discretionary	MOE/Match Rqt.	Priority Level
KSA 39-708c(a) KSA 39-709(l)(3) 2017 HB 2002 §102(g) and 103(g) 42 USC 601-617	Discretionary	Y	17

Program Goals

A. Assist low-income families and individuals in obtaining training and education to encourage personal responsibility.
B. Provide appropriate support services to assist clients in gaining or retaining employment and becoming self-sufficient

Program History

Targeted grants are made for domestic violence prevention services, substance abuse case management, services to youth in households receiving TANF, two-parent family initiatives, and services to address intergenerational poverty.

Performance Measures

Outcome Measures	*Goal*	*FY 2023 Actuals*	*FY 2024 Actuals*	*FY 2025 Actuals*	*FY 2026 Previous Est*	*FY 2026 Actuals*	*FY 2027 Est*	*FY 2028 Est*
1. Percent of TANF recipients referred to substance abuse disorder services with a successful discharge from services	B	71.0%	70.0%	73.0%	75.0%	68.0%	72.0%	75.0%
2. Percent of TANF Youth Services participants meeting specific grant outcomes	B	82.0%	87.0%	84.0%	90.0%	89.0%	90.0%	90.0%
4. Percent of 2Gen participants meeting specific grant outcomes	B	--	--	82.0%	85.0%	79.0%	85.0%	86.0%

Funding

Funding Source	*FY 2023 Actual*	*FY 2024 Actual*	*FY 2025 Actual*	*FY 2026 Approved*	*FY 2026 Actual*	*FY 2027 Est*	*FY 2028 Est*
State General Fund	$0	$0	$0	$0	$0	$0	$0
Non-SGF State Funds	-	-	-	-	-	-	-
Federal Funds	19,958,775	21,626,283	23,548,137	24,715,205	23,793,132	22,637,505	21,261,505
Total	$19,958,775	$21,626,283	$23,548,137	$24,715,205	$23,793,132	$22,637,505	$21,261,505
FTE	-	-	-	-	-	-	-

Economic and Employment Services: Utility Assistance

Consequences of Not Funding this Program

A household's utilities could be disconnected.

Statutory Basis	Mandatory/ Discretionary	MOE/Match Rqt.	Priority Level
KSA 39-708c(a) 42 USC 8621-8630	Discretionary	N	8

Program Goals

A. Assist low-income families and individuals in obtaining training and education to encourage personal responsibility.
B. Provide appropriate support services to assist clients in gaining or retaining employment and becoming self-sufficient

Program History

The Low-Income Energy Assistance Program (LIEAP) provides an annual benefit to low-income households for home energy bills. To qualify for benefits, families must be at or below 150 percent of the Federal Poverty Level. Benefits are based on income, household size, and the type and cost of fuel. Funding for weatherization is transferred to the Kansas Housing Resources Corporation. The federal funding for this program occurs as a block grant. The federal Low-Income Home Energy Assistance Program originated in 1980, in response to rising energy prices and oil embargoes in the 1970s.

Performance Measures

Output Measures	*Goal*	*FY 2023 Actuals*	*FY 2024 Actuals*	*FY 2025 Actuals*	*FY 2026 Previous Est*	*FY 2026 Actuals*	*FY 2027 Est*	*FY 2028 Est*
1. Number of households served	B	39,331	40,095	43,596	44,000	36,328	44,000	44,000

Funding

Funding Source	*FY 2023 Actual*	*FY 2024 Actual*	*FY 2025 Actual*	*FY 2026 Approved*	*FY 2026 Actual*	*FY 2027 Est*	*FY 2028 Est*
State General Fund	$0	$0	$0	$0	$0	$0	$0
Non-SGF State Funds	-	-	-	-	-	-	-
Federal Funds	31,894,300	65,628,786	26,064,482	41,218,645	22,234,484	45,034,937	29,016,608
Total	$31,894,300	$65,628,786	$26,064,482	$41,218,645	$22,234,484	$45,034,937	$29,016,608
FTE	18.0	9.0	2.0	1.0	1.0	1.0	1.0

Economic and Employment Services: Refugee Assistance

Consequences of Not Funding this Program

The absence of Refugee Assistance would make it more difficult for Refugee families to achieve self sufficiency and could lead them to become reliant on other forms of assistance.

Statutory Basis	Mandatory/ Discretionary	MOE/Match Rqt.	Priority Level
KSA 39-708c(a) 8 USC 1522 8 USC 1522(c)2(B)	Discretionary	N	26

Program Goals

A. Assist low-income families and individuals in obtaining training and education to encourage personal responsibility.
B. Provide appropriate support services to assist clients in gaining or retaining employment and becoming self-sufficient

Program History

The Refugee Social Services program provides funding to help refugees find and maintain employment that supports long-term self-sufficiency. DCF has an agreement with a not-for-profit organization to provide services such as case management, employment assessments, employment-related training, translation services, and other supportive services.

Performance Measures

Output Measures	*Goal*	*FY 2023 Actuals*	*FY 2024 Actuals*	*FY 2025 Actuals*	*FY 2026 Previous Est*	*FY 2026 Actuals*	*FY 2027 Est*	*FY 2028 Est*
1. Percent of eligible clients assessed for and receiving at least one assigned service within 30 days of enrollment.	A	--	--	--	--	92.0%	95.0%	95.0%

Funding

Funding Source	*FY 2023 Actual*	*FY 2024 Actual*	*FY 2025 Actual*	*FY 2026 Approved*	*FY 2026 Actual*	*FY 2027 Est*	*FY 2028 Est*
State General Fund	$0	$0	$0	$0	$0	$0	$0
Non-SGF State Funds	-	-	-	-	-	-	-
Federal Funds	-	-	-	-	267,041	698,258	698,258
Total	$0	$0	$0	$0	$267,041	$698,258	$698,258
FTE	-	-	-	-	-	-	-

Economic and Employment Services: Child Care Assistance

Consequences of Not Funding this Program

A penalty would be incurred for failing to meet a TANF provision requiring child care to be provided to the children of TANF recipients in work activities. In addition, low-income, employed parents who rely on child care would either be unable to continue working or would be compelled to leave their children in

Statutory Basis	Mandatory/ Discretionary	MOE/Match Rqt.	Priority Level
KSA 75-7701 KSA 39-708c(a) KSA 39-709(b)(16) 42 USC 618 42 USC 9857 et seq.	Discretionary	N	--

Program Goals

A. Assist low-income families and individuals in obtaining training and education to encourage personal responsibility.
B. Provide appropriate support services to assist clients in gaining or retaining employment and becoming self-sufficient

Program History

Child Care Assistance provides low-income, working families with access to affordable, quality child care that allows them to continue working, attend training, or continue their education. It also provides care for families whose children are in protective services.Child care benefits vary depending on the family's income, the number of children in care, hours of care, the age of the child, and the type and location of child care setting. The first major federal child care program originated in 1990. The income eligibility limit is 85 percent of the State Median Income.

On July 1, 2026, The Kansas Office of Early Childhood assumed responsibility for federal compliance and policy making. By agreement, DCF maintained responsibility for determining eligibility, case management, and benefit payments.

Performance Measures

Output Measures	*Goal*	*FY 2023 Actuals*	*FY 2024 Actuals*	*FY 2025 Actuals*	*FY 2026 Previous Est*	*FY 2026 Actuals*	*FY 2027 Est*	*FY 2028 Est*
--	--	--	--	--	--	--	--	--

Funding

Funding Source	*FY 2023 Actual*	*FY 2024 Actual*	*FY 2025 Actual*	*FY 2026 Approved*	*FY 2026 Actual*	*FY 2027 Est*	*FY 2028 Est*
State General Fund	$10,429,859	$14,511,032	$14,520,294	$14,520,294	$14,520,294	$0	$0
Non-SGF State Funds	5,033,679	5,033,679	5,033,679	5,033,679	5,033,679	-	-
Federal Funds	58,632,893	65,207,036	84,518,205	94,901,547	95,746,597	124,383,227	133,825,018
Total	$74,096,431	$84,751,747	$104,072,178	$114,455,520	$115,300,570	$124,383,227	$133,825,018
FTE	-	-	-	-	-	-	-

Economic and Employment Services: Child Care Quality

Consequences of Not Funding this Program

A penalty for failing to meet the Child Care and Development Fund spending targets for child care quality and infants and toddlers. Parents would be less informed on child care resources. The qualifications of the child care workforce would decline.

Statutory Basis	Mandatory/ Discretionary	MOE/Match Rqt.	Priority Level
KSA 75-7701 KSA 39-708c(a) 42 USC 9857(b)(3) and (b)(5)	Discretionary	N	--

Program Goals

A. Assist low-income families and individuals in obtaining training and education to encourage personal responsibility.
B. Provide appropriate support services to assist clients in gaining or retaining employment and becoming self-sufficient

Program History

The core role of this program is to improve the quality of child care services for all children in Kansas to ensure it is safe, effective, and developmentally supportive. This includes providing information to parents about child care available in their communities and referrals to other programs in response to family needs. This is accomplished by maintaining a database on child care programs, building the supply, and improving the quality of child care by providing training and technical assistance to new and existing child care providers in Kansas.

This program transferred to the Kansas Office of Early Childhood on July 1, 2027.

Performance Measures

Output Measures	*Goal*	*FY 2023 Actuals*	*FY 2024 Actuals*	*FY 2025 Actuals*	*FY 2026 Previous Est*	*FY 2026 Actuals*	*FY 2027 Est*	*FY 2028 Est*
--	--	--	--	--	--	--	--	--

Funding

Funding Source	*FY 2023 Actual*	*FY 2024 Actual*	*FY 2025 Actual*	*FY 2026 Approved*	*FY 2026 Actual*	*FY 2027 Est*	*FY 2028 Est*
State General Fund	$0	$0	$0	$0	$0	$0	$0
Non-SGF State Funds	-	-	1,099,961	-	-	-	-
Federal Funds	63,359,616	40,624,200	15,428,937	14,178,365	12,776,102	50,160	-
Total	$63,359,616	$40,624,200	$16,528,898	$14,178,365	$12,776,102	$50,160	$0
FTE	-	-	-	-	-	-	-

Economic and Employment Services: Food Assistance

Consequences of Not Funding this Program

Children may have inadequate food and nutrition during summer months.

Statutory Basis	Mandatory/ Discretionary	MOE/Match Rqt.	Priority Level
KSA 39-708c(a) Consolidated Appropriations Act, 2023 (P.L. 117-328), §502 7 USC 2013	Discretionary	N	5

Program Goals

A. Assist low-income families and individuals in obtaining training and education to encourage personal responsibility.
B. Provide appropriate support services to assist clients in gaining or retaining employment and becoming self-sufficient

Program History

The Summer EBT program authorizes SNAP benefits to eligible families with school-age children during the summer months. Benefits are paid as a lump sum covering three summer months. The benefits are paid to families using funds provided through a federal grant that is separate from the regular SNAP benefits.

Performance Measures

Outcome Measures	*Goal*	*FY 2023 Actuals*	*FY 2024 Actuals*	*FY 2025 Actuals*	*FY 2026 Previous Est*	*FY 2026 Actuals*	*FY 2027 Est*	*FY 2028 Est*
1. Number of children served during the Summer EBT Session	B	--	--	130,061	140,000	133,047	140,000	140,000

Funding

Funding Source	*FY 2023 Actual*	*FY 2024 Actual*	*FY 2025 Actual*	*FY 2026 Approved*	*FY 2026 Actual*	*FY 2027 Est*	*FY 2028 Est*
State General Fund	$0	$0	$0	$0	$0	$0	$0
Non-SGF State Funds	-	-	-	-	9,800	-	-
Federal Funds	-	-	27,436,133	16,800,000	15,328,099	19,244,311	16,800,000
Total	$0	$0	$27,436,133	$16,800,000	$15,337,899	$19,244,311	$16,800,000
FTE	-	-	-	-	-	-	-

Economic and Employment Services: SNAP Employment and Training

Consequences of Not Funding this Program

Job readiness services would not be available for SNAP recipients. The State would not obtain state plan approval for the SNAP Program.

Statutory Basis	Mandatory/ Discretionary	MOE/Match Rqt.	Priority Level
KSA 39-708c(a) 7 USC 2015(d)(4) 7 USC 2026(b) 2002 HB 2448	Discretionary	Y	25

Program Goals

A. Assist low-income families and individuals in obtaining training and education to encourage personal responsibility.
B. Provide appropriate support services to assist clients in gaining or retaining employment and becoming self-sufficient

Program History

Promotes employment and self-sufficiency by providing job search, education and training related to employment, and job retention services to SNAP recipients who do not receive TANF. Able-bodied adults without dependents (ABAWDS) between the ages of 18 and 49 and who are not working at least 30 hours per week must be assigned to employment and training services.

Performance Measures

Outcome Measures	*Goal*	*FY 2023 Actuals*	*FY 2024 Actuals*	*FY 2025 Actuals*	*FY 2026 Previous Est*	*FY 2026 Actuals*	*FY 2027 Est*	*FY 2028 Est*
1. Percent of SNAP E&T (ABAWD) clients entering employment	B	19.1%	12.3%	17.1%	19.0%	14.3%	17.0%	19.0%

Funding

Funding Source	*FY 2023 Actual*	*FY 2024 Actual*	*FY 2025 Actual*	*FY 2026 Approved*	*FY 2026 Actual*	*FY 2027 Est*	*FY 2028 Est*
State General Fund	$81,208	$175,584	$580,428	$632,529	$589,618	$673,792	$727,490
Non-SGF State Funds	3,661	-	-	-	-	-	-
Federal Funds	2,318,228	1,267,974	889,737	1,083,955	1,022,546	1,223,334	1,303,361
Total	$2,403,097	$1,443,558	$1,470,165	$1,716,484	$1,612,164	$1,897,126	$2,030,851
FTE	35.0	30.0	25.0	20.0	20.0	20.0	20.0

Rehabilitation Services: Deaf and Hard of Hearing Services

Consequences of Not Funding this Program

Loss of advocacy role; no registry to verify qualifications of interpreters, failure to comply with Language Assessment Program requirements.

Statutory Basis	Mandatory/ Discretionary	MOE/Match Rqt.	Priority Level
KSA 75-5391 et seq.	Mandatory	N	35

Program Goals

A. Assist individuals with disabilities to gain or regain their independence through employment
B. Provide independent living services to facilitate community inclusion and integration for Kansans with disabilities
C. Perform timely and accurate disability decisions
D. Assure access to qualified sign language interpreters
E. Prepare youth with disabilities to achieve employment and self-sufficiency as adults

Program History

The Kansas Commission for the Deaf and Hard of Hearing (KCDHH) develops and implements a program of information and referral, advocacy, public education, and sign language interpreter registration. It also works with other organizations throughout Kansas to ensure the coordination and availability of services for people who are deaf and hard of hearing. A key function of the commission is the registry of sign language interpreters and ensuring those interpreters meet or exceed minimum skill levels and certification.

Performance Measures

Output Measures	*Goal*	*FY 2023 Actuals*	*FY 2024 Actuals*	*FY 2025 Actuals*	*FY 2026 Previous Est*	*FY 2026 Actuals*	*FY 2027 Est*	*FY 2028 Est*
1. Number of new sign language interpreter registrations with the Kansas Commission for the Deaf and Hard of Hearing	D	37	34	42	105	62	85	85

Funding

Funding Source	*FY 2023 Actual*	*FY 2024 Actual*	*FY 2025 Actual*	*FY 2026 Approved*	*FY 2026 Actual*	*FY 2027 Est*	*FY 2028 Est*
State General Fund	$315,779	$402,504	$410,030	$768,423	$545,930	$754,159	$772,397
Non-SGF State Funds	600	17,367	8,811	3,000	-	3,000	3,000
Federal Funds	-	-	-	-	-	-	-
Total	$316,379	$419,871	$418,841	$771,423	$545,930	$757,159	$775,397
FTE	4.0	4.0	4.0	4.0	4.0	5.0	5.0

Rehabilitation Services: Services for the Blind

Consequences of Not Funding this Program

Loss of employment for blind vendors. Reduced ability to provide timely accommodations.

Statutory Basis	Mandatory/ Discretionary	MOE/Match Rqt.	Priority Level
KSA 39-708c(q) KSA 75-3339 KSA 75-3343 29 USC 720-733	Mandatory	Y	30

Program Goals

A. Assist individuals with disabilities to gain or regain their independence through employment
B. Provide independent living services to facilitate community inclusion and integration for Kansans with disabilities
C. Perform timely and accurate disability decisions
D. Assure access to qualified sign language interpreters
E. Prepare youth with disabilities to achieve employment and self-sufficiency as adults

Program History

The Blind Services subprogram supports individuals who are legally blind in pursuing entrepreneurial opportunities and becoming self-sufficient under the Business Enterprise Program (BEP). The origin of BEP was the Randolph-Sheppard Act of 1936, which authorized persons who are legally blind to operate vending stands in federal buildings. The Department for the Blind was established in the Kansas Board of Social Welfare in 1939. In 1974, the Blind Services Program was established within the Rehabilitation Services Program.

Performance Measures

Outcome Measures	*Goal*	*FY 2023 Actuals*	*FY 2024 Actuals*	*FY 2025 Actuals*	*FY 2026 Previous Est*	*FY 2026 Actuals*	*FY 2027 Est*	*FY 2028 Est*
1. Average annual earnings of blind vendors in the Business Enterprise Program (excludes military bases)	A	$28,766	$32,900	$33,705	$35,900	$34,550	$35,900	$39,900

Funding

Funding Source	*FY 2023 Actual*	*FY 2024 Actual*	*FY 2025 Actual*	*FY 2026 Approved*	*FY 2026 Actual*	*FY 2027 Est*	*FY 2028 Est*
State General Fund	$11,573	$13,163	$13,390	$11,815	$13,931	$83,130	$12,672
Enterprise Funds	86,697	87,908	119,023	133,108	122,220	132,421	133,257
Federal Funds	363,073	373,677	489,231	535,462	502,990	796,426	539,174
Total	$461,343	$474,748	$621,644	$680,385	$639,141	$1,011,977	$685,103
FTE	2.0	2.0	2.0	2.0	2.0	2.0	2.0

Rehabilitation Services: Disability Determination Services

Consequences of Not Funding this Program

Disability determinations and reviews for federal disability would be performed by another entity, such as an adjacent state.

Statutory Basis	Mandatory/ Discretionary	MOE/Match Rqt.	Priority Level
42 U.S.C. 421	Discretionary	Y	32

Program Goals

A. Assist individuals with disabilities to gain or regain their independence through employment
B. Provide independent living services to facilitate community inclusion and integration for Kansans with disabilities
C. Perform timely and accurate disability decisions
D. Assure access to qualified sign language interpreters
E. Prepare youth with disabilities to achieve employment and self-sufficiency as adults

Program History

Disability Determination Services performs medical disability determinations for the U.S. Social Security Administration on most Social Security Disability Insurance and Supplemental Security Income claims filed or reviewed in Kansas. The program's inception dates to 1937, when the Kansas Board of Social Welfare was authorized to enter into an agreement with the former U.S. Department of Health, Education and Welfare to make disability determinations.

Performance Measures

Outcome Measures	*Goal*	*FY 2023 Actuals*	*FY 2024 Actuals*	*FY 2025 Actuals*	*FY 2026 Previous Est*	*FY 2026 Actuals*	*FY 2027 Est*	*FY 2028 Est*
1. Percent of DDS claims processed accurately	C	97.5%	98.9%	95.9%	97.0%	95.3%	97.0%	97.0%
Output Measures								
2. Adjudications processed by Kansas DDS	C	23,999	26,985	21,766	22,000	19,279	21,000	21,000

Funding

Funding Source	*FY 2023 Actual*	*FY 2024 Actual*	*FY 2025 Actual*	*FY 2026 Approved*	*FY 2026 Actual*	*FY 2027 Est*	*FY 2028 Est*
State General Fund	$36,936	$45,592	$22,949	$30,892	$29,164	$46,709	$47,918
Non-SGF State Funds	-	-	-	-	-	-	-
Federal Funds	12,176,741	13,813,956	12,853,239	14,680,094	12,010,371	14,819,165	15,037,977
Total	$12,213,677	$13,859,548	$12,876,188	$14,710,986	$12,039,535	$14,865,874	$15,085,895
FTE	111.3	111.3	111.0	56.0	56.0	57.0	57.0

Rehabilitation Services: Rehabilitation Services Case Services

Consequences of Not Funding this Program

Inability to provide services to prepare Kansans with disabilities for competitive integrated employment. Fewer individuals with disabilities employed, resulting in greater reliance on public benefits.

Statutory Basis	Mandatory/ Discretionary	MOE/Match Rqt.	Priority Level
29 USC 720-733	Discretionary	Y	23

Program Goals

A. Assist individuals with disabilities to gain or regain their independence through employment
B. Provide independent living services to facilitate community inclusion and integration for Kansans with disabilities
C. Perform timely and accurate disability decisions
D. Assure access to qualified sign language interpreters
E. Prepare youth with disabilities to achieve employment and self-sufficiency as adults

Program History

The Rehabilitation Case Services and Client Services programs assist persons with physical or mental disabilities to obtain competitive, integrated employment and live more independently. The Rehabilitation Act is Title IV of the 2014 Workforce Innovation and Opportunity Act (WIOA). WIOA affirmed the emphasis on competitive, integrated employment outcomes, and made several significant changes including: the addition of Pre-Employment Transition Services for youth with disabilities, the addition of career counseling and information/referral services for individuals with disabilities employed in subminimum wage jobs, and a new emphasis on creating closer connections with employers.

Performance Measures

Outcome Measures	*Goal*	*FY 2023 Actuals*	*FY 2024 Actuals*	*FY 2025 Actuals*	*FY 2026 Previous Est*	*FY 2026 Actuals*	*FY 2027 Est*	*FY 2028 Est*
1. Number of Kansans with disabilities achieving competitive integrated employment	A	905	970	1,056	1,000	927	1,000	1,100
2. Percent of persons employed as a result of vocational rehabilitation services who report their own earnings as the largest source of support at case closure	A	76.0%	74.0%	82.0%	80.0%	82.0%	82.0%	82.0%

Funding

Funding Source	*FY 2023 Actual*	*FY 2024 Actual*	*FY 2025 Actual*	*FY 2026 Approved*	*FY 2026 Actual*	*FY 2027 Est*	*FY 2028 Est*
State General Fund	$2,441,101	$2,739,914	$3,277,881	$3,363,731	$3,760,801	$3,460,679	$3,460,679
Non-SGF State Funds	-	-	-	-	-	-	-
Federal Funds	9,019,428	10,123,483	12,111,179	12,666,856	13,895,481	13,025,060	13,025,060
Total	$11,460,529	$12,863,397	$15,389,060	$16,030,587	$17,656,282	$16,485,739	$16,485,739
FTE	-	-	-	-	-	-	-

Rehabilitation Services: Rehabilitation Services Independent Living

Consequences of Not Funding this Program

Kansans with disabilities would be without supports for independence, employment and self-sufficiency causing an increased use of public assistance, SSA benefits, and other poverty programs.

Statutory Basis	Mandatory/ Discretionary	MOE/Match Rqt.	Priority Level
29 USC 720-733 29 USC 796	Discretionary	Y	33

Program Goals

A. Assist individuals with disabilities to gain or regain their independence through employment
B. Provide independent living services to facilitate community inclusion and integration for Kansans with disabilities
C. Perform timely and accurate disability decisions
D. Assure access to qualified sign language interpreters
E. Prepare youth with disabilities to achieve employment and self-sufficiency as adults

Program History

Independent Living maximizes the leadership, empowerment, independence, and productivity of individuals with disabilities, and furthers their integration and full inclusion into mainstream society. This mission is carried out through a statewide network of eight centers for independent living (CILs) and several other community partners. CILs are not residential facilities. Instead, they offer the following core services: information and referral, individual and systems advocacy, peer support, independent living skills training, youth transition, and services to support deinstitutionalization. The first Kansas center was established in Hays in 1980.

Performance Measures

Output Measures	*Goal*	*FY 2023 Actuals*	*FY 2024 Actuals*	*FY 2025 Actuals*	*FY 2026 Previous Est*	*FY 2026 Actuals*	*FY 2027 Est*	*FY 2028 Est*
1. Persons served by Centers for Independent Living receiving state funds (does not include information and referral services)	B	11,296	13,830	16,394	17,500	15,478	17,500	18,500

Funding

Funding Source	*FY 2023 Actual*	*FY 2024 Actual*	*FY 2025 Actual*	*FY 2026 Approved*	*FY 2026 Actual*	*FY 2027 Est*	*FY 2028 Est*
State General Fund	$1,199,461	$2,403,875	$4,280,848	$4,584,356	$4,445,483	$4,584,356	$4,584,356
Non-SGF State Funds	-	-	-	-	-	-	-
Federal Funds	2,215,912	1,632,177	1,623,618	1,628,410	1,544,394	1,628,410	1,628,410
Total	$3,415,373	$4,036,052	$5,904,466	$6,212,766	$5,989,877	$6,212,766	$6,212,766
FTE	-	-	-	-	-	-	-

Rehabilitation Services: Workforce Innovation and Opportunity Act Requirements

Consequences of Not Funding this Program

Failure to secure state plan approval and consequently federal VR funds. Inability to provide required career counseling and information and referral services.

Statutory Basis	Mandatory/ Discretionary	MOE/Match Rqt.	Priority Level
29 USC 721(a)(8)(B)	Discretionary	Y	31

Program Goals

A. Assist individuals with disabilities to gain or regain their independence through employment
B. Provide independent living services to facilitate community inclusion and integration for Kansans with disabilities
C. Perform timely and accurate disability decisions
D. Assure access to qualified sign language interpreters
E. Prepare youth with disabilities to achieve employment and self-sufficiency as adults

Program History

The 2014 Workforce Innovation and Opportunity Act (WIOA) amended the Rehabilitation Act of 1973 to make the Vocational Rehabilitation (VR) program a core partner with other workforce services operated by the Kansas Department of Commerce and the Kansas Board of Regents. As a result, VR services and resources are required to support the broader workforce system to decrease duplication of effort and maximize the opportunities for Kansans with disabilities to obtain, maintain and regain employment. The program provides career counseling and information and referral services targeting workers receiving less than the minimum wage.

Performance Measures

Output Measures	*Goal*	*FY 2023 Actuals*	*FY 2024 Actuals*	*FY 2025 Actuals*	*FY 2026 Previous Est*	*FY 2026 Actuals*	*FY 2027 Est*	*FY 2028 Est*
1. Number of individuals with disabilities in subminimum wage jobs who receive career counseling about opportunities for competitive integrated employment	A	1,300	882	941	990	820	880	840

Funding

Funding Source	*FY 2023 Actual*	*FY 2024 Actual*	*FY 2025 Actual*	*FY 2026 Approved*	*FY 2026 Actual*	*FY 2027 Est*	*FY 2028 Est*
State General Fund	$26,064	$24,614	$78,952	$85,500	$41,091	$85,498	$85,498
Non-SGF State Funds	-	-	-	-	-	-	-
Federal Funds	96,303	90,945	291,713	315,904	151,826	315,906	315,906
Total	$122,367	$115,559	$370,665	$401,404	$192,917	$401,404	$401,404
FTE	-	-	-	-	-	-	-

Prevention and Protection Services: Protection Report Center

Consequences of Not Funding this Program

Victims would experience continued abuse. Calls would be rechanneled to law enforcement.

Statutory Basis	Mandatory/ Discretionary	MOE/Match Rqt.	Priority Level
KSA 38-2226 KSA 39-1433	Mandatory	N	1

Program Goals

A. Provide temporary placements for children who cannot remain safely in their homes.
B. Secure permanency for children in care by reuniting them with their families or finding permanent families for children who cannot safely return home.
C. Assist youth leaving foster care without permanent families to live independently and become self-sufficient.
D. Provide assessments and interventions directed towards safeguarding the well-being and general welfare of children and vulnerable adults who are in need of protection.
E. Provide prevention services to families based on each family's individual needs, eligibility and available resources.

Program History

The Kansas Protection Report Center (KPRC) receives statewide reports of child abuse/neglect and adult abuse/neglect or exploitation via a toll-free number, online submission, or fax. The three centers are in Wichita, Kansas City and Topeka. The Topeka location receives reports 24-hours-per-day/seven days per week, including holidays. The Wichita and Kansas City locations receive reports from 7:00 a.m. to 6:00 p.m., seven days per week.

Performance Measures

Outcome Measures	*Goal*	*FY 2023 Actuals*	*FY 2024 Actuals*	*FY 2025 Actuals*	*FY 2026 Previous Est*	*FY 2026 Actuals*	*FY 2027 Est*	*FY 2028 Est*
1. Percent of initial assessment decisions completed within the timeframe established in policy	D	92.5%	90.7%	97.5%	93.6%	95.4%	97.6%	98.0%

Funding

Funding Source	*FY 2023 Actual*	*FY 2024 Actual*	*FY 2025 Actual*	*FY 2026 Approved*	*FY 2026 Actual*	*FY 2027 Est*	*FY 2028 Est*
State General Fund	$5,910,880	$6,272,547	$7,033,269	$6,848,943	$7,251,583	$6,800,890	$7,177,754
Non-SGF State Funds	-	-	-	-	-	-	-
Federal Funds	-	-	-	-	-	-	-
Total	$5,910,880	$6,272,547	$7,033,269	$6,848,943	$7,251,583	$6,800,890	$7,177,754
FTE	96.0	95.0	95.0	94.0	94.0	94.0	94.0

Prevention and Protection Services: Family Services

Consequences of Not Funding this Program

Children would experience continued abuse and neglect. More children would enter foster care.

Statutory Basis	Mandatory/ Discretionary	MOE/Match Rqt.	Priority Level
KSA 38-2201(b)(8) 42 USC 621(2)	Discretionary	Y	14

Program Goals

A. Provide temporary placements for children who cannot remain safely in their homes.
B. Secure permanency for children in care by reuniting them with their families or finding permanent families for children who cannot safely return home.
C. Assist youth leaving foster care without permanent families to live independently and become self-sufficient.
D. Provide assessments and interventions directed towards safeguarding the well-being and general welfare of children and vulnerable adults who are in need of protection.
E. Provide prevention services to families based on each family's individual needs, eligibility and available resources.

Program History

The purpose of the Family Services Program is to maintain children safely in their own homes by mitigating the risk factors that signal the likelihood of out-of-home placement. Services are provided to families in crisis resulting from a sudden onset of urgent circumstances which may endanger a child and risk removal from the home. The services provided are based on a protection specialist's assessment of risk and safety at the time a report is received. Services are provided directly by DCF staff and/or other community agencies and organizations.

Performance Measures

Output Measures	*Goal*	*FY 2023 Actuals*	*FY 2024 Actuals*	*FY 2025 Actuals*	*FY 2026 Previous Est*	*FY 2026 Actuals*	*FY 2027 Est*	*FY 2028 Est*
1. Number of persons served in the Family Services Program	D	5,395	4,682	4,434	5,321	3,460	4,192	4,200

Funding

Funding Source	*FY 2023 Actual*	*FY 2024 Actual*	*FY 2025 Actual*	*FY 2026 Approved*	*FY 2026 Actual*	*FY 2027 Est*	*FY 2028 Est*
State General Fund	$1,295,453	$1,264,676	$1,293,744	$1,141,326	$730,102	$1,141,326	$1,141,326
Non-SGF State Funds	-	-	-	-	-	-	-
Federal Funds	1,150,448	876,799	882,952	876,467	881,937	876,467	876,467
Total	$2,445,901	$2,141,475	$2,176,696	$2,017,793	$1,612,039	$2,017,793	$2,017,793
FTE	-	-	-	-	-	-	-

Prevention and Protection Services: Human Trafficking

Consequences of Not Funding this Program

A safe placement solely for victims of human trafficking would be unavailable. Fewer victims would be reunited with their families.

Statutory Basis	Mandatory/ Discretionary	MOE/Match Rqt.	Priority Level
KSA 38-2202(d)(14) KSA 38-2242(c)(1)(E) KSA 38-2243(g)(1)(E) §44 of 2021 House Bill 159	Mandatory	N	41

Program Goals

A. Provide temporary placements for children who cannot remain safely in their homes.
B. Secure permanency for children in care by reuniting them with their families or finding permanent families for children who cannot safely return home.
C. Assist youth leaving foster care without permanent families to live independently and become self-sufficient.
D. Provide assessments and interventions directed towards safeguarding the well-being and general welfare of children and vulnerable adults who are in need of protection.
E. Provide prevention services to families based on each family's individual needs, eligibility and available resources.

Program History

The purpose of the Human Trafficking program is to provide a safe placement for alleged victims of human trafficking in Kansas and refer them to the appropriate services. A State General Fund appropriation was made by the 2021 Legislature to specifically fund services provided by the Hope Ranch in Wichita.

Performance Measures

Output Measures	*Goal*	*FY 2023 Actuals*	*FY 2024 Actuals*	*FY 2025 Actuals*	*FY 2026 Previous Est*	*FY 2026 Actuals*	*FY 2027 Est*	*FY 2028 Est*
1. Number of human trafficking victims served at Hope Ranch	A,D	369	177	60	80	57	60	61

Funding

Funding Source	*FY 2023 Actual*	*FY 2024 Actual*	*FY 2025 Actual*	*FY 2026 Approved*	*FY 2026 Actual*	*FY 2027 Est*	*FY 2028 Est*
State General Fund	$308,500	$307,500	$302,500	$107,500	$107,500	$307,500	$307,500
Non-SGF State Funds	-	-	-	-	-	-	-
Federal Funds	-	-	-	-	-	-	-
Total	$308,500	$307,500	$302,500	$107,500	$107,500	$307,500	$307,500
FTE	-	-	-	-	-	-	-

Prevention and Protection Services: Family Preservation Services

Consequences of Not Funding this Program

Children would experience continued abuse and neglect. More children would enter foster care.

Statutory Basis	Mandatory/ Discretionary	MOE/Match Rqt.	Priority Level
KSA 39-708c(r) KSA 38-2201(b)(8) 42 USC 622(b)(8)(A)(iv) 42 USC 629a-f 42 USC 601(a)	Discretionary	Y	13

Program Goals

A. Provide temporary placements for children who cannot remain safely in their homes.
B. Secure permanency for children in care by reuniting them with their families or finding permanent families for children who cannot safely return home.
C. Assist youth leaving foster care without permanent families to live independently and become self-sufficient.
D. Provide assessments and interventions directed towards safeguarding the well-being and general welfare of children and vulnerable adults who are in need of protection.
E. Provide prevention services to families based on each family's individual needs, eligibility and available resources.

Program History

Family preservation grants are intensive, in-home, case management services offered to families who are at imminent risk of having a child removed from their home and placed in DCF custody. Family Preservation iss family-centered, with services and supports designed to build on the strengths of the family. They are supportive, culturally competent and address the entire family as well as individual members. The program is designed so that providers are responsible for services for six weeks or up to six months depending on the needs of the family referred.

Performance Measures

Outcome Measures	*Goal*	*FY 2023 Actuals*	*FY 2024 Actuals*	*FY 2025 Actuals*	*FY 2026 Previous Est*	*FY 2026 Actuals*	*FY 2027 Est*	*FY 2028 Est*
1. Percentage of families referred who do not have a child removed into foster care during the service period or within 30 days of case closure	E	90.8%	91.5%	87.5%	89.9%	91.3%	92.2%	92.9%

Funding

Funding Source	*FY 2023 Actual*	*FY 2024 Actual*	*FY 2025 Actual*	*FY 2026 Approved*	*FY 2026 Actual*	*FY 2027 Est*	*FY 2028 Est*
State General Fund	$518,805	$635,933	$4,129,936	$4,365,215	$4,332,355	$4,572,573	$4,572,573
Non-SGF State Funds	3,241,062	2,996,892	-	-	-	-	-
Federal Funds	5,584,586	6,187,583	5,722,520	8,413,437	7,023,903	8,456,341	8,456,341
Total	$9,344,453	$9,820,408	$9,852,456	$12,778,652	$11,356,258	$13,028,914	$13,028,914
FTE	-	-	-	-	-	-	-

Prevention and Protection Services: Families First Program

Consequences of Not Funding this Program

A significant opportunity to expand child welfare prevention services and reduce the number of children in foster care would be missed.

Statutory Basis	Mandatory/ Discretionary	MOE/Match Rqt.	Priority Level
Bipartisan Budget Act of 2019, P.L. 115-123, Division E, Title VII	Discretionary	Y	11

Program Goals

A. Provide temporary placements for children who cannot remain safely in their homes.
B. Secure permanency for children in care by reuniting them with their families or finding permanent families for children who cannot safely return home.
C. Assist youth leaving foster care without permanent families to live independently and become self-sufficient.
D. Provide assessments and interventions directed towards safeguarding the well-being and general welfare of children and vulnerable adults who are in need of protection.
E. Provide prevention services to families based on each family's individual needs, eligibility and available resources.

Program History

The Families First Program provides prevention services to keep children and youth from entering out-of-home placement through approved evidence-based or emerging programs in mental health, substance use, parent skill building, and kinship navigation. The program was developed based on the requirements of the federal Family First Prevention Services Act which allow states to access federal Title IV-E Foster Care funds for prevention services. Grants have been awarded to eleven community partners and stakeholders.

Performance Measures

Outcome Measures	*Goal*	*FY 2023 Actuals*	*FY 2024 Actuals*	*FY 2025 Actuals*	*FY 2026 Previous Est*	*FY 2026 Actuals*	*FY 2027 Est*	*FY 2028 Est*
1. Percent of families referred to Families First who are engaged timely	E	76.0%	74.0%	77.3%	75.1%	73.0%	75.0%	77.0%
Output Measures								
2. Percent of children who are not removed into foster care during Families First Services or within one year of service referral	E	86.0%	90.0%	90.4%	91.0%	90.0%	91.0%	91.5%

Funding

Funding Source	*FY 2023 Actual*	*FY 2024 Actual*	*FY 2025 Actual*	*FY 2026 Approved*	*FY 2026 Actual*	*FY 2027 Est*	*FY 2028 Est*
State General Fund	$9,035,372	$10,162,484	$11,712,484	$12,509,127	$12,271,216	$11,203,509	$12,208,336
Non-SGF State Funds	-	-	-	-	-	-	-
Federal Funds	7,280,816	8,542,205	9,301,535	9,240,218	8,782,222	12,205,159	12,441,513
Total	$16,316,188	$18,704,689	$21,014,019	$21,749,345	$21,053,438	$23,408,668	$24,649,849
FTE	2.0	2.0	2.0	2.0	2.0	2.0	2.0

Prevention and Protection Services: Adult Protective Services

Consequences of Not Funding this Program

Victims would experience continued abuse and exploitation.

Statutory Basis	Mandatory/ Discretionary	MOE/Match Rqt.	Priority Level
KSA 39-1433	Mandatory	N	3

Program Goals

A. Provide temporary placements for children who cannot remain safely in their homes.
B. Secure permanency for children in care by reuniting them with their families or finding permanent families for children who cannot safely return home.
C. Assist youth leaving foster care without permanent families to live independently and become self-sufficient.
D. Provide assessments and interventions directed towards safeguarding the well-being and general welfare of children and vulnerable adults who are in need of protection.
E. Provide prevention services to families based on each family's individual needs, eligibility and available resources.

Program History

Adult Protective Services (APS) provides interventions for safeguarding the well-being and general welfare of adults who are unable to protect themselves. The intent of APS is to protect vulnerable adults from abuse, neglect, and financial exploitation while safeguarding their civil liberties. APS protection specialists investigate reports and provide protective services to adults aged 18 and older residing in the community and to adults residing in facilities that are licensed and certified by the Kansas Department for Aging and Disabilities.

Performance Measures

Outcome Measures	*Goal*	*FY 2023 Actuals*	*FY 2024 Actuals*	*FY 2025 Actuals*	*FY 2026 Previous Est*	*FY 2026 Actuals*	*FY 2027 Est*	*FY 2028 Est*
1. Percent of Adult Protective Service investigations completed timely	D	80.8%	81.5%	77.1%	77.6%	75.9%	78.5%	80.0%

Funding

Funding Source	*FY 2023 Actual*	*FY 2024 Actual*	*FY 2025 Actual*	*FY 2026 Approved*	*FY 2026 Actual*	*FY 2027 Est*	*FY 2028 Est*
State General Fund	$623,250	$1,026,799	$913,683	$914,822	$935,777	$921,465	$951,541
Non-SGF State Funds	120,000	-	-	-	-	-	-
Federal Funds	963,171	945,024	624,440	102,545	141,035	106,113	109,908
Total	$1,706,421	$1,971,823	$1,538,123	$1,017,367	$1,076,812	$1,027,578	$1,061,449
FTE	12.0	18.0	9.5	8.0	8.0	8.0	8.0

Prevention and Protection Services: Family Crisis Support Services

Consequences of Not Funding this Program

Families would not receive supports. Children would be placed in restrictive or institutional interventions to receive needed supports.

Statutory Basis	Mandatory/ Discretionary	MOE/Match Rqt.	Priority Level
KSA 38-2201(b)(8) 42 USC 621(2)	Discretionary	N	12

Program Goals

A. Provide temporary placements for children who cannot remain safely in their homes.
B. Secure permanency for children in care by reuniting them with their families or finding permanent families for children who cannot safely return home.
C. Assist youth leaving foster care without permanent families to live independently and become self-sufficient.
D. Provide assessments and interventions directed towards safeguarding the well-being and general welfare of children and vulnerable adults who are in need of protection.
E. Provide prevention services to families based on each family's individual needs, eligibility and available resources.

Program History

The Family Crisis Support Services program serves families and caregivers whose children are experiencing an increase in behavioral health symptoms. This program aspires to a crisis continuum of care that deescalates a crisis before more restrictive or institutional intervention becomes necessary. The agency contracts for the management of a centralized behavioral health crisis hotline, screening, and mobile response stabilization services. Services are provided 24 hours per day, seven days per week for any child or youth up to age 18 or any young adult age 20 or younger who was formerly in foster care.

Performance Measures

Outcome Measures	*Goal*	*FY 2023 Actuals*	*FY 2024 Actuals*	*FY 2025 Actuals*	*FY 2026 Previous Est*	*FY 2026 Actuals*	*FY 2027 Est*	*FY 2028 Est*
1. Percentage of families not requiring another contact to the crisis hotline for 12 months after initial crisis call	D	89.5%	86.0%	80.0%	85.2%	75.8%	--	--

The new contract starting in October 2026 does not include performance indicators.

Funding

Funding Source	*FY 2023 Actual*	*FY 2024 Actual*	*FY 2025 Actual*	*FY 2026 Approved*	*FY 2026 Actual*	*FY 2027 Est*	*FY 2028 Est*
State General Fund	$1,684,050	$1,744,324	$2,332,104	$2,115,000	$2,421,589	$3,000,000	$3,000,000
Non-SGF State Funds	-	-	-	-	-	-	-
Federal Funds	-	-	-	-	-	-	-
Total	$1,684,050	$1,744,324	$2,332,104	$2,115,000	$2,421,589	$3,000,000	$3,000,000
FTE	-	-	-	-	-	-	-

Prevention and Protection Services: Prevention and Protection Services - Other Grants

Consequences of Not Funding this Program

The absence of these services could result in some children being removed from the home.

Statutory Basis	Mandatory/ Discretionary	MOE/Match Rqt.	Priority Level
42 USC 670-678 42 USC 604(a)(2)	Discretionary	N	39

Program Goals

A. Provide temporary placements for children who cannot remain safely in their homes.

B. Secure permanency for children in care by reuniting them with their families or finding permanent families for children who cannot safely return home.
C. Assist youth leaving foster care without permanent families to live independently and become self-sufficient.
D. Provide assessments and interventions directed towards safeguarding the well-being and general welfare of children and vulnerable adults who are in need of protection.
E. Provide prevention services to families based on each family's individual needs, eligibility and available resources.

Program History

This subprogram includes the following five specialized services: high-quality legal assistance, behavioral intervention services, Foster Adopt Connect core service expansion into Wichita, evidence-based services for intellectual and developmental disabilities youth, and family resource center supports.

Performance Measures

Output Measures	*Goal*	*FY 2023 Actuals*	*FY 2024 Actuals*	*FY 2025 Actuals*	*FY 2026 Previous Est*	*FY 2026 Actuals*	*FY 2027 Est*	*FY 2028 Est*
1. Percentage of youth who successfully complete Family Functional Therapy	D	--	--	56.7%	90.0%	69.8%	70.2%	72.0%

Funding

Funding Source	*FY 2023 Actual*	*FY 2024 Actual*	*FY 2025 Actual*	*FY 2026 Approved*	*FY 2026 Actual*	*FY 2027 Est*	*FY 2028 Est*
State General Fund	$929,820	$987,463	$3,266,014	$3,684,122	$2,998,393	$4,255,450	$3,755,450
Non-SGF State Funds	-	-	-	-	-	-	-
Federal Funds	6,059	2,369,792	1,173,943	584,150	846,283	1,041,550	1,179,050
Total	$935,879	$3,357,255	$4,439,957	$4,268,272	$3,844,676	$5,297,000	$4,934,500
FTE	-	-	-	-	-	-	-

Prevention and Protection Services: Child Protective Services Grants

Consequences of Not Funding this Program

Child protective service training would be limited or unavailable. Promising strategies on combating child abuse would not be deployed.

Statutory Basis	Mandatory/ Discretionary	MOE/Match Rqt.	Priority Level
42 USC 5106a 42 USC 5106c 42 USC 673b	Discretionary	N	16

Program Goals

A. Provide temporary placements for children who cannot remain safely in their homes.
B. Secure permanency for children in care by reuniting them with their families or finding permanent families for children who cannot safely return home.
C. Assist youth leaving foster care without permanent families to live independently and become self-sufficient.
D. Provide assessments and interventions directed towards safeguarding the well-being and general welfare of children and vulnerable adults who are in need of protection.
E. Provide prevention services to families based on each family's individual needs, eligibility and available resources.

Program History

This subprogram is comprised of the following federal grants: Child Abuse Prevention and Treatment Act Grant, Children's Justice Act Grant, and the Adoption Incentive Grant. The grants provide child protective services training, the development of child advocacy centers, and general prevention or foster care services.

Performance Measures

Output Measures	*Goal*	*FY 2023 Actuals*	*FY 2024 Actuals*	*FY 2025 Actuals*	*FY 2026 Previous Est*	*FY 2026 Actuals*	*FY 2027 Est*	*FY 2028 Est*
1. Citizen Review Panel Annual Reports are completed with recommendations for DCF	A, B, C, D, E	100.0%	100.0%	100.0%	100.0%	100.0%	100.0%	100.0%

Funding

Funding Source	*FY 2023 Actual*	*FY 2024 Actual*	*FY 2025 Actual*	*FY 2026 Approved*	*FY 2026 Actual*	*FY 2027 Est*	*FY 2028 Est*
State General Fund	$0	$0	$0	$0	$0	$0	$0
Non-SGF State Funds	-	-	-	-	158,412	-	-
Federal Funds	5,927,286	1,815,575	2,042,190	2,316,435	2,396,084	1,181,048	1,194,163
Total	$5,927,286	$1,815,575	$2,042,190	$2,316,435	$2,554,496	$1,181,048	$1,194,163
FTE	3.0	3.0	3.0	3.0	3.0	3.0	3.0

Prevention and Protection Services: Foster Care Federal Disability Advocacy

Consequences of Not Funding this Program

Children may not obtain the federal benefits they are entitled to.

Statutory Basis	Mandatory/ Discretionary	MOE/Match Rqt.	Priority Level
KSA 39-708c(r)	Discretionary	N	34

Program Goals

A. Provide temporary placements for children who cannot remain safely in their homes.
B. Secure permanency for children in care by reuniting them with their families or finding permanent families for children who cannot safely return home.
C. Assist youth leaving foster care without permanent families to live independently and become self-sufficient.
D. Provide assessments and interventions directed towards safeguarding the well-being and general welfare of children and vulnerable adults who are in need of protection.
E. Provide prevention services to families based on each family's individual needs, eligibility and available resources.

Program History

The Foster Care Federal Disability Advocacy contract provides statewide disability determination, intensive case management, and legal representation for children in foster care with disabilities. The contractor screens referrals to determine if the child meets the Social Security Administration's standards of disability. The contractor is responsible for pursuing each case through the Social Security Administration application and appeals process to either a successful or non-successful claim. The funding is 100 percent State General Funds.

Performance Measures

Output Measures	*Goal*	*FY 2023 Actuals*	*FY 2024 Actuals*	*FY 2025 Actuals*	*FY 2026 Previous Est*	*FY 2026 Actuals*	*FY 2027 Est*	*FY 2028 Est*
1. Number of children obtaining federal disability benefits	D	171	199	116	165	182	191	200

Funding

Funding Source	*FY 2023 Actual*	*FY 2024 Actual*	*FY 2025 Actual*	*FY 2026 Approved*	*FY 2026 Actual*	*FY 2027 Est*	*FY 2028 Est*
State General Fund	$173,330	$259,334	$235,000	$215,000	$235,000	$223,000	$228,000
Non-SGF State Funds	-	-	-	-	-	-	-
Federal Funds	-	-	-	-	-	-	-
Total	$173,330	$259,334	$235,000	$215,000	$235,000	$223,000	$228,000
FTE	-	-	-	-	-	-	-

Prevention and Protection Services: Tribal Grants

Consequences of Not Funding this Program

DCF would assume responsibility for children in need of care.

Statutory Basis	Mandatory/ Discretionary	MOE/Match Rqt.	Priority Level
25 USC 1902	Discretionary	N	40

Program Goals

A. Provide temporary placements for children who cannot remain safely in their homes.
B. Secure permanency for children in care by reuniting them with their families or finding permanent families for children who cannot safely return home.
C. Assist youth leaving foster care without permanent families to live independently and become self-sufficient.
D. Provide assessments and interventions directed towards safeguarding the well-being and general welfare of children and vulnerable adults who are in need of protection.
E. Provide prevention services to families based on each family's individual needs, eligibility and available resources.

Program History

The Child Welfare Grants to Native American Tribes subprogram provides funding to the tribes in Kansas. The Indian Child Welfare Act of 1978 protects the best interests of Native American children by preserving tribal integrity and reducing the removal of children from homes and tribal environments. The grants are used for prevention and foster care services.

Performance Measures

Output Measures	*Goal*	*FY 2023 Actuals*	*FY 2024 Actuals*	*FY 2025 Actuals*	*FY 2026 Previous Est*	*FY 2026 Actuals*	*FY 2027 Est*	*FY 2028 Est*
1. 95% of the families receiving services will not have substantiated abuse or neglect report during program involvement. (Prairie Band Potawatomie Nation)	C,E	100.0%	100.0%	100.0%	100.0%	100.0%	100.0%	100.0%
2. Count of direct service/community resource events. (All tribes excluding Prairie Band Potawatomie Nation)	C,E	129	204	136	148	160	180	200

Funding

Funding Source	*FY 2023 Actual*	*FY 2024 Actual*	*FY 2025 Actual*	*FY 2026 Approved*	*FY 2026 Actual*	*FY 2027 Est*	*FY 2028 Est*
State General Fund	$403,596	$403,596	$403,596	$392,000	$462,000	$392,000	$392,000
Non-SGF State Funds	-	-	-	-	-	-	-
Federal Funds	-	-	-	-	-	-	-
Total	$403,596	$403,596	$403,596	$392,000	$462,000	$392,000	$392,000
FTE	-	-	-	-	-	-	-

Prevention and Protection Services: Adoption Services

Consequences of Not Funding this Program

Greatly extend the stay of approximately one-third of children in foster care whose appropriate permanency goal is adoption. In addition, the State would fail to gain approval for the Title IV-E and TANF Block Grant state plans.

Statutory Basis	Mandatory/ Discretionary	MOE/Match Rqt.	Priority Level
KSA 38-321 42 USC 671	Discretionary	Y	21

Program Goals

A. Provide temporary placements for children who cannot remain safely in their homes.
B. Secure permanency for children in care by reuniting them with their families or finding permanent families for children who cannot safely return home.
C. Assist youth leaving foster care without permanent families to live independently and become self-sufficient.
D. Provide assessments and interventions directed towards safeguarding the well-being and general welfare of children and vulnerable adults who are in need of protection.
E. Provide prevention services to families based on each family's individual needs, eligibility and available resources.

Program History

This program is comprised of the adoption facilitation contract and expenditures required to fulfill Adoption Support maintenance of effort requirements related to the Fostering Connections Act. This Act allows qualified state-funded adoption support clients to be converted to Title IV-E eligible status, resulting in state fund savings. The Act also established a state maintenance of effort requirement. State-funded savings must be spent on new Title IV-E or Title IV-B activities and post-adoption services.

Performance Measures

Outcome Measures	*Goal*	*FY 2023 Actuals*	*FY 2024 Actuals*	*FY 2025 Actuals*	*FY 2026 Previous Est*	*FY 2026 Actuals*	*FY 2027 Est*	*FY 2028 Est*
1. Percentage of children served through the state adoption facilitation contract who have been adopted	B	20.0%	21.0%	15.2%	19.0%	9.8%	12.0%	15.0%

Funding

Funding Source	*FY 2023 Actual*	*FY 2024 Actual*	*FY 2025 Actual*	*FY 2026 Approved*	*FY 2026 Actual*	*FY 2027 Est*	*FY 2028 Est*
State General Fund	$1,480,406	$2,464,886	$2,268,448	$2,343,717	$2,343,717	$2,842,044	$2,342,044
Non-SGF State Funds	150,000	250,274	-	-	-	180,000	180,000
Federal Funds	181,597	181,166	197,934	200,826	200,826	202,499	202,499
Total	$1,812,003	$2,896,326	$2,466,382	$2,544,543	$2,544,543	$3,224,543	$2,724,543
FTE	-	-	-	-	-	-	-

Prevention and Protection Services: Foster Care Grants for Children Receiving Out-of-Home Services

Consequences of Not Funding this Program

It is assumed that children who were abused or neglected would be cared for by local governments or non-profit agencies. In addition, the state would fail to gain approval for the Title IV-E and TANF Block Grant state plans.

Statutory Basis	Mandatory/ Discretionary	MOE/Match Rqt.	Priority Level
KSA 39-708c(r) KSA 38-2201 et seq. 42 USC 670-678 42 USC 620-628 42 USC 677 42 USC 604(a)(2)	Mandatory	Y	4

Program Goals

A. Provide temporary placements for children who cannot remain safely in their homes.
B. Secure permanency for children in care by reuniting them with their families or finding permanent families for children who cannot safely return home.
C. Assist youth leaving foster care without permanent families to live independently and become self-sufficient.
D. Provide assessments and interventions directed towards safeguarding the well-being and general welfare of children and vulnerable adults who are in need of protection.
E. Provide prevention services to families based on each family's individual needs, eligibility and available resources.

Program History

Foster care services are provided to children and families when the court has found the child to be in need of care and the parents not able to meet the safety and care needs of the child. Most children who require foster care have been abused or neglected and have significant developmental, physical, and emotional needs, which require an array of services and care options. However, some children who are not abused or neglected may be placed in foster care for reasons such as out-of-control behavior, overwhelmed parents and running away from home. Child welfare case management providers are responsible for providing services to the child and family including case planning, placement, service delivery, reporting to the court, and collaboration with community resources to ensure appropriate services are available.

Performance Measures

Outcome Measures	*Goal*	*FY 2023 Actuals*	*FY 2024 Actuals*	*FY 2025 Actuals*	*FY 2026 Previous Est*	*FY 2026 Actuals*	*FY 2027 Est*	*FY 2028 Est*
1. Percent of children who reached permanency within 12 months of entering foster care	B	34.6%	33.6%	34.4%	36.0%	30.2%	32.0%	34.0%
2. Percent of children who re-entered foster care within 12 months of their discharge to reunification living with relative or permanent custodianship/guardianship	B	7.1%	8.3%	7.5%	7.0%	6.7%	5.9%	5.1%
3. Percent of children in out-of-home placements less than 12 months with two or fewer placements	B	74.6%	77.7%	75.8%	78.0%	76.7%	77.6%	78.5%

Funding

Funding Source	*FY 2023 Actual*	*FY 2024 Actual*	*FY 2025 Actual*	*FY 2026 Approved*	*FY 2026 Actual*	*FY 2027 Est*	*FY 2028 Est*
State General Fund	$199,592,807	$210,959,765	$256,999,022	$263,064,149	$257,536,569	$271,715,930	$266,160,350
Non-SGF State Funds	12,500,000	12,000,000	9,982,753	1,000,000	1,000,000	1,000,000	1,000,000
Federal Funds	77,962,844	76,166,838	74,933,868	75,000,000	77,629,568	74,200,000	74,200,000
Total	$290,055,651	$299,126,603	$341,915,643	$339,064,149	$336,166,137	$346,915,930	$341,360,350
FTE	-	-	-	-	-	-	-

Prevention and Protection Services: Adoption Support

Consequences of Not Funding this Program

Greatly extend the stay of approximately one-third of children in foster care whose permanency goal is adoption. In addition, the State would fail to gain approval for the Title IV-E and TANF Block Grant state plans.

Statutory Basis	Mandatory/ Discretionary	MOE/Match Rqt.	Priority Level
KSA 38-2263(d)(1) KSA 38-2264(b)(2) 42 USC 670-678 42 USC 620-628.	Discretionary	Y	18

Program Goals

A. Provide temporary placements for children who cannot remain safely in their homes.
B. Secure permanency for children in care by reuniting them with their families or finding permanent families for children who cannot safely return home.
C. Assist youth leaving foster care without permanent families to live independently and become self-sufficient.
D. Provide assessments and interventions directed towards safeguarding the well-being and general welfare of children and vulnerable adults who are in need of protection.
E. Provide prevention services to families based on each family's individual needs, eligibility and available resources.

Program History

Adoption Support is designed to remove barriers to the adoption of children with special needs who otherwise could not be adopted, and to assist the adoptive family in meeting the special and ordinary needs of a child. The types of assistance the child receives are determined by negotiation with the Prevention and Protection Services Program staff. Assistance may include a special one-time payment, non-recurring expenses to provide for legal fees, an ongoing monthly financial subsidy, a medical card, or a combination of these items.

Performance Measures

Outcome Measures	*Goal*	*FY 2023 Actuals*	*FY 2024 Actuals*	*FY 2025 Actuals*	*FY 2026 Previous Est*	*FY 2026 Actuals*	*FY 2027 Est*	*FY 2028 Est*
1. Percent of adoptions within 24 months of the removal from home	B	12.4%	13.9%	13.2%	14.0%	12.1%	12.4%	12.7%
Output Measures								
1. Number of children adopted	B	880	751	636	750	644	660	670

Funding

Funding Source	*FY 2023 Actual*	*FY 2024 Actual*	*FY 2025 Actual*	*FY 2026 Approved*	*FY 2026 Actual*	*FY 2027 Est*	*FY 2028 Est*
State General Fund	$20,589,513	$22,854,310	$22,797,528	$23,248,450	$22,357,394	$22,343,929	$21,614,456
Non-SGF State Funds	-	-	-	-	-	-	-
Federal Funds	29,497,705	29,139,351	29,686,707	29,044,360	29,679,592	28,893,841	28,844,798
Total	$50,087,218	$51,993,661	$52,484,235	$52,292,810	$52,036,986	$51,237,770	$50,459,254
FTE	-	-	-	-	-	-	-

Prevention and Protection Services: SOUL Permanency

Consequences of Not Funding this Program

Some children would remain in foster care until they age out.

Statutory Basis	Mandatory/ Discretionary	MOE/Match Rqt.	Priority Level
KSA 38-2263(d)(4) KSA 38-2264(b)(4)	Discretionary	N	20

Program Goals

A. Provide temporary placements for children who cannot remain safely in their homes.
B. Secure permanency for children in care by reuniting them with their families or finding permanent families for children who cannot safely return home.
C. Assist youth leaving foster care without permanent families to live independently and become self-sufficient.
D. Provide assessments and interventions directed towards safeguarding the well-being and general welfare of children and vulnerable adults who are in need of protection.
E. Provide prevention services to families based on each family's individual needs, eligibility and available resources.

Program History

A SOUL family legal permanency establishes a legal connection between a youth in custody age 16 and older and at least one caring adult. SOUL permanencies ensure young people exit foster care with a support system as they transition into adulthood. However, unlike adoption or guardianship, a SOUL family allows young people to make new connections without severing their legal ties with birth parents and siblings.

Performance Measures

Outcome Measures	*Goal*	*FY 2023 Actuals*	*FY 2024 Actuals*	*FY 2025 Actuals*	*FY 2026 Previous Est*	*FY 2026 Actuals*	*FY 2027 Est*	*FY 2028 Est*
1. Percent of SOUL permanencies within 18 months of the removal from home	B	--	--	33.3%	50%	46.3%	55.0%	65.0%

Funding

Funding Source	*FY 2023 Actual*	*FY 2024 Actual*	*FY 2025 Actual*	*FY 2026 Approved*	*FY 2026 Actual*	*FY 2027 Est*	*FY 2028 Est*
State General Fund	$0	$0	$91,500	$245,017	$356,000	$356,000	$356,000
Non-SGF State Funds	-	-	-	-	-	-	-
Federal Funds	-	-	-	-	-	-	-
Total	$0	$0	$91,500	$245,017	$356,000	$356,000	$356,000
FTE	-	-	-	-	-	-	-

Prevention and Protection Services: Permanent Custodianship

Consequences of Not Funding this Program

Some children would remain in foster care.

Statutory Basis	Mandatory/ Discretionary	MOE/Match Rqt.	Priority Level
KSA 38-2263(d)(1) KSA 38-2264(b)(3)	Discretionary	N	19

Program Goals

A. Provide temporary placements for children who cannot remain safely in their homes.
B. Secure permanency for children in care by reuniting them with their families or finding permanent families for children who cannot safely return home.
C. Assist youth leaving foster care without permanent families to live independently and become self-sufficient.
D. Provide assessments and interventions directed towards safeguarding the well-being and general welfare of children and vulnerable adults who are in need of protection.
E. Provide prevention services to families based on each family's individual needs, eligibility and available resources.

Program History

Permanent Custodianship is an option that is explored when reintegration and adoption not the preferred permanency option. This option may be more appropriate for older children, those with strong family bonds, or when cultural traditions influence the permanency decision. When custodianship is established, a subsidy may be provided to assist families willing to assume the responsibility of establishing a permanent home for older children and their siblings.

Performance Measures

Outcome Measures	*Goal*	*FY 2023 Actuals*	*FY 2024 Actuals*	*FY 2025 Actuals*	*FY 2026 Previous Est*	*FY 2026 Actuals*	*FY 2027 Est*	*FY 2028 Est*
1. Percent of permanent custodianships within 18 months of the removal from home	B	54.0%	58.0%	42.7%	52.0%	56.0%	58.0%	60.0%

Funding

Funding Source	*FY 2023 Actual*	*FY 2024 Actual*	*FY 2025 Actual*	*FY 2026 Approved*	*FY 2026 Actual*	*FY 2027 Est*	*FY 2028 Est*
State General Fund	$388,488	$303,084	$261,401	$208,082	$249,831	$232,800	$204,508
Non-SGF State Funds	-	-	-	-	-	-	-
Federal Funds	-	-	-	-	-	-	-
Total	$388,488	$303,084	$261,401	$208,082	$249,831	$232,800	$204,508
FTE	-	-	-	-	-	-	-

Prevention and Protection Services: Independent Living

Consequences of Not Funding this Program

Eliminate a significant transitional support to children formerly in foster care who are pursuing independence and their life goals.

Statutory Basis	Mandatory/ Discretionary	MOE/Match Rqt.	Priority Level
42 USC 677	Discretionary	Y	24

Program Goals

A. Provide temporary placements for children who cannot remain safely in their homes.
B. Secure permanency for children in care by reuniting them with their families or finding permanent families for children who cannot safely return home.
C. Assist youth leaving foster care without permanent families to live independently and become self-sufficient.
D. Provide assessments and interventions directed towards safeguarding the well-being and general welfare of children and vulnerable adults who are in need of protection.
E. Provide prevention services to families based on each family's individual needs, eligibility and available resources.

Program History

Except for youth in detention or locked facilities, Independent Living services are available to young people between the ages of 14 and 21 who were in DCF custody and in out-of-home placement for any length of time on, or after, their 14th birthday. The purpose of the program is to ensure that youth have a smooth and successful transition from foster care to independence. Available services include assistance with completing secondary and post-secondary education, monthly subsidies, life-skills training, and leadership opportunities.

Performance Measures

Output Measures	*Goal*	*FY 2023 Actuals*	*FY 2024 Actuals*	*FY 2025 Actuals*	*FY 2026 Previous Est*	*FY 2026 Actuals*	*FY 2027 Est*	*FY 2028 Est*
1. Number of youth served in the Independent Living Program	C	1,026	928	927	920	786	825	850

Funding

Funding Source	*FY 2023 Actual*	*FY 2024 Actual*	*FY 2025 Actual*	*FY 2026 Approved*	*FY 2026 Actual*	*FY 2027 Est*	*FY 2028 Est*
State General Fund	$1,656,477	$2,195,783	$2,901,138	$2,698,166	$2,359,747	$2,699,595	$2,701,893
Non-SGF State Funds	-	-	-	-	-	-	-
Federal Funds	3,714,098	3,524,101	2,777,372	2,821,546	3,905,935	2,904,321	2,913,503
Total	$5,370,575	$5,719,884	$5,678,510	$5,519,712	$6,265,682	$5,603,916	$5,615,396
FTE	11.0	3.0	3.0	3.0	3.0	3.0	3.0

Prevention and Protection Services: Licensing Foster Care Homes

Consequences of Not Funding this Program

The health and safety in child care facilities would decline.

Statutory Basis	Mandatory/ Discretionary	MOE/Match Rqt.	Priority Level
KSA 65-501 et seq. KSA 65-516 KSA 75-53,105	Mandatory	Y	15

Program Goals

A. Provide temporary placements for children who cannot remain safely in their homes.
B. Secure permanency for children in care by reuniting them with their families or finding permanent families for children who cannot safely return home.
C. Assist youth leaving foster care without permanent families to live independently and become self-sufficient.
D. Provide assessments and interventions directed towards safeguarding the well-being and general welfare of children and vulnerable adults who are in need of protection.
E. Provide prevention services to families based on each family's individual needs, eligibility and available resources.

Program History

Foster Care Licensing is responsible for the licensure and regulatory compliance for all 24-hour-per-day, seven-day-per-week childcare facilities, and for agencies that provide placement services in Kansas. The program conducts both initial and ongoing compliance inspections.

Performance Measures

Output Measures	*Goal*	*FY 2023 Actuals*	*FY 2024 Actuals*	*FY 2025 Actuals*	*FY 2026 Previous Est*	*FY 2026 Actuals*	*FY 2027 Est*	*FY 2028 Est*
1. Number of foster care and residential facilities licensed	A	2,493	2,404	2,324	2,460	2,278	2,300	2,325
2. Number of enforcement actions issued	A	198	103	75	190	90	95	100

Funding

Funding Source	*FY 2023 Actual*	*FY 2024 Actual*	*FY 2025 Actual*	*FY 2026 Approved*	*FY 2026 Actual*	*FY 2027 Est*	*FY 2028 Est*
State General Fund	$1,846,610	$1,849,820	$2,072,201	$2,025,252	$2,156,903	$2,100,322	$2,209,008
Non-SGF State Funds	6,412	6,187	5,142	-	5,325	-	-
Federal Funds	382,521	417,112	455,691	411,088	459,931	461,023	484,880
Total	$2,235,543	$2,273,119	$2,533,034	$2,436,340	$2,622,159	$2,561,345	$2,693,888
FTE	38.0	38.0	38.0	37.0	37.0	37.0	37.0

Client Service Delivery: Economic and Employment Eligibility Field Staff

Consequences of Not Funding this Program

Persons living in poverty may be unable to meet basic needs and care for their children. State plans would not be approved, and federal funding would be jeopardized.

Statutory Basis	Mandatory/ Discretionary	MOE/Match Rqt.	Priority Level
KSA 39-709 7 USC 2020(a)(1) 42 U.S.C. 601-602 42 USC 9858c	Discretionary	Y	10

Program Goals

A. Accurately assess the safety and needs of children and adults during abuse investigations
B. Perform accurate and timely service assessments and eligibility determinations
C. Provide case management and services appropriate to client needs
D. Provide services resulting in gainful employment and self-sufficiency

Program History

Economic and Employment Program services are provided by eligibility workers who explain programs and convey program requirements to applicants. They interview applicants to gather and verify information pertinent to eligibility determination. Front-line staff process applications for TANF financial assistance, child care assistance, and food assistance by evaluating applicants' financial status and other factors to determine program eligibility within program regulations, policies, and procedures. In addition, eligibility staff help individuals by identifying their needs, answering questions about programs, helping them to complete forms, and referring them to appropriate services. They make referrals to work programs and make periodic eligibility redeterminations. Quality Assurance staff monitor the accuracy of eligibility and benefit determinations. Child care eligibility and casework are performed on behalf of the new Kansas Office of Early Childhood, which establishes child care policy and manages provider recruitment.

Performance Measures

Outcome Measures	*Goal*	*FY 2023 Actuals*	*FY 2024 Actuals*	*FY 2025 Actuals*	*FY 2026 Previous Est*	*FY 2026 Actuals*	*FY 2027 Est*	*FY 2028 Est*
1. Percent of EES applications processed timely	B	81.5%	72.6%	83.7%	86.0%	87.0%	88.0%	89.0%
2. Food Assistance payment error rate	B	12.9%	10.8%	10.0%	8.0%	8.9%	5.0%	5.0%

Funding

Funding Source	*FY 2023 Actual*	*FY 2024 Actual*	*FY 2025 Actual*	*FY 2026 Approved*	*FY 2026 Actual*	*FY 2027 Est*	*FY 2028 Est*
State General Fund	$13,337,072	$14,703,884	$16,568,867	$14,321,203	$14,594,013	$15,567,512	$24,943,733
Non-SGF State Funds	(41)	-	-	-	-	-	-
Federal Funds	16,925,490	18,451,618	19,086,294	20,996,359	21,364,107	11,976,619	12,284,220
Total	$30,262,521	$33,155,502	$35,655,161	$35,317,562	$35,958,120	$27,544,131	$37,227,953
FTE	689.0	695.3	636.0	638.0	638.0	632.0	632.0

Client Service Delivery: TANF Employment Services Field Staff

Consequences of Not Funding this Program

Job skills, training, and employment case management would not be available for TANF recipients.
The agency would incur a penalty for failing to meet the TANF work participation requirements.

Statutory Basis	Mandatory/ Discretionary	MOE/Match Rqt.	Priority Level
KSA 39-709(b)(3) 42 U.S.C. 602(a)(1)(A)	Discretionary	Y	27

Program Goals

A. Accurately assess the safety and needs of children and adults during abuse investigations
B. Perform accurate and timely service assessments and eligibility determinations
C. Provide case management and services appropriate to client needs
D. Provide services resulting in gainful employment and self-sufficiency

Program History

The focus of TANF case managers is to promote self-sufficiency among clients. They perform career assessments and develop individualized plans that identify the services that best support a client's self-sufficiency goals and which reinforce the client's strengths, needs, and abilities. Basic skills training, resume writing, and interview workshops prepare clients for employment opportunities. The case managers maintain partnerships with external organizations to identify available services for clients. Finally, case managers monitor each client's compliance with their case plan and progress toward self-sufficiency.

Performance Measures

Outcome Measures	*Goal*	*FY 2023 Actuals*	*FY 2024 Actuals*	*FY 2025 Actuals*	*FY 2026 Previous Est*	*FY 2026 Actuals*	*FY 2027 Est*	*FY 2028 Est*
1. Percent of TANF recipients obtaining employment	C,D	29.9%	25.8%	26.4%	27.0%	21.6%	25.0%	27.0%
2. Percent of TANF recipients who retain employment in the quarter following employment	D	38.9%	43.2%	41.1%	43.0%	42.8%	45.0%	45.0%
Output Measures								
3. TANF All Families work participation rate	D	32.7%	30.1%	28.3%	32.0%	24.8%	26.0%	28.0%

Funding

Funding Source	*FY 2023 Actual*	*FY 2024 Actual*	*FY 2025 Actual*	*FY 2026 Approved*	*FY 2026 Actual*	*FY 2027 Est*	*FY 2028 Est*
State General Fund	$0	$0	$0	$0	$0	$0	$0
Non-SGF State Funds	-	-	-	-	-	-	-
Federal Funds	4,227,196	3,756,997	3,675,940	4,394,347	4,099,974	4,324,095	4,577,997
Total	$4,227,196	$3,756,997	$3,675,940	$4,394,347	$4,099,974	$4,324,095	$4,577,997
FTE	80.0	75.0	75.0	75.0	75.0	74.0	74.0

Client Service Delivery: Vocational Rehabilitation Field Staff

Consequences of Not Funding this Program

Fewer people with disabilities would become gainfully employed and self-reliant. The Rehabilitation Services state plan would not be approved.

Statutory Basis	Mandatory/ Discretionary	MOE/Match Rqt.	Priority Level
KSA 39-708c(c) 29 USC 721	Discretionary	Y	28

Program Goals

A. Accurately assess the safety and needs of children and adults during abuse investigations
B. Perform accurate and timely service assessments and eligibility determinations
C. Provide case management and services appropriate to client needs
D. Provide services resulting in gainful employment and self-sufficiency

Program History

Vocational Rehabilitation services are provided by counselors stationed in DCF regional offices in partnership with private contractors and service providers. Vocational Rehabilitation counselors help adults with disabilities prepare for, find, and maintain employment in the competitive workplace. They perform client assessments to assess clients' skills and needs, develop individualized goals and steps for achieving them, and provide various client services. Client services include career counseling and job search assistance, vocational training, assistive technology, job coaching, job tryouts, restoration services, and job placement. Counselors monitor clients' progress and adjust rehabilitation plans if necessary. After a client secures employment, counselors continue to provide guidance for at least 90 days to ensure stability on the job, as well as client and employer satisfaction.

Performance Measures

Outcome Measures	*Goal*	*FY 2023 Actuals*	*FY 2024 Actuals*	*FY 2025 Actuals*	*FY 2026 Previous Est*	*FY 2026 Actuals*	*FY 2027 Est*	*FY 2028 Est*
1. Number of Kansans with disabilities achieving competitive integrated employment	C,D	905	970	1,056	1,000	927	1,000	1,100
2. Percent of persons employed as a result of vocational rehabilitation services who report their own earnings as the largest source of support at case closure	D	76.0%	74.0%	82.0%	80.0%	82.0%	82.0%	82.0%

Funding

Funding Source	*FY 2023 Actual*	*FY 2024 Actual*	*FY 2025 Actual*	*FY 2026 Approved*	*FY 2026 Actual*	*FY 2027 Est*	*FY 2028 Est*
State General Fund	$1,355,453	$1,782,872	$1,561,768	$1,727,156	$1,827,179	$1,717,276	$1,813,020
Non-SGF State Funds	-	-	-	-	-	-	-
Federal Funds	5,008,093	4,916,581	5,770,633	6,381,556	6,751,115	6,345,055	6,698,816
Total	$6,363,546	$6,699,453	$7,332,401	$8,108,712	$8,578,294	$8,062,331	$8,511,836
FTE	128.0	130.0	129.0	127.0	127.0	128.0	128.0

Client Service Delivery: Pre-Employment Transition Services Field Staff

Consequences of Not Funding this Program

Loss of early attachment to employment, resulting in greater lifelong reliance on public benefits. Reduced employment among Kansas youth with disabilities.

Statutory Basis	Mandatory/ Discretionary	MOE/Match Rqt.	Priority Level
KSA 39-708c(c) 29 USC 733	Discretionary	Y	29

Program Goals

A. Accurately assess the safety and needs of children and adults during abuse investigations
B. Perform accurate and timely service assessments and eligibility determinations
C. Provide case management and services appropriate to client needs
D. Provide services resulting in gainful employment and self-sufficiency

Program History

Pre-Employment Transition services are provided by specialists who provide targeted services for students with disabilities, typically ages 14-22. The objective of the services is to enhance the youths' capacity to gain competitive integrated work after high school, or after graduation from college or technical training. Specialists help students explore career options, develop essential work-related skills, and build confidence in their transition to adulthood. This includes job exploration, work-based learning (such as internships), and workplace readiness training.

Performance Measures

Output Measures	*Goal*	*FY 2023 Actuals*	*FY 2024 Actuals*	*FY 2025 Actuals*	*FY 2026 Previous Est*	*FY 2026 Actuals*	*FY 2027 Est*	*FY 2028 Est*
1. Number of students with disabilities who received pre-employment transition services	C	1,826	2,263	2,539	2,600	2,650	2,750	2,850

Funding

Funding Source	*FY 2023 Actual*	*FY 2024 Actual*	*FY 2025 Actual*	*FY 2026 Approved*	*FY 2026 Actual*	*FY 2027 Est*	*FY 2028 Est*
State General Fund	$310,816	$44,737	$396,312	$385,825	$400,971	$387,731	$408,843
Non-SGF State Funds	-	-	-	-	-	-	-
Federal Funds	1,148,393	1,830,384	1,464,283	1,425,558	1,481,496	1,432,596	1,510,601
Total	$1,459,209	$1,875,121	$1,860,595	$1,811,383	$1,882,467	$1,820,327	$1,919,444
FTE	34.0	33.0	32.0	32.0	32.0	33.0	33.0

Client Service Delivery: Child and Adult Protective Services Field Staff

Consequences of Not Funding this Program

Children and adults would experience abuse and neglect. The Title IV-B State Plan would not be approved.

Statutory Basis	Mandatory/ Discretionary	MOE/Match Rqt.	Priority Level
KSA 38-2226 KSA 39-1433 42 USC 1397a	Mandatory	Y	2

Program Goals

A. Accurately assess the safety and needs of children and adults during abuse investigations
B. Perform accurate and timely service assessments and eligibility determinations
C. Provide case management and services appropriate to client needs
D. Provide services resulting in gainful employment and self-sufficiency

Program History

The Social Services Field subprogram includes staff in the following areas: child protective services, prevention and assessment, foster care contract coordination, independent living, support services, adult protective services. Most of the positions are child protective service staff who perform investigations after an assessment of a report of abuse and neglect meets the criteria for agency involvement.

Performance Measures

Outcome Measures	*Goal*	*FY 2023 Actuals*	*FY 2024 Actuals*	*FY 2025 Actuals*	*FY 2026 Previous Est*	*FY 2026 Actuals*	*FY 2027 Est*	*FY 2028 Est*
1. Percent of Child Protective Service investigations completed timely	A, B	92.5%	90.7%	97.5%	93.6%	95.4%	97.6%	98.0%
2. Percent of Adult Protective Service investigations completed timely	A, B	80.8%	81.5%	77.1%	77.6%	75.9%	78.5%	80.0%

Funding

Funding Source	*FY 2023 Actual*	*FY 2024 Actual*	*FY 2025 Actual*	*FY 2026 Approved*	*FY 2026 Actual*	*FY 2027 Est*	*FY 2028 Est*
State General Fund	$35,430,510	$38,873,487	$42,434,479	$45,287,007	$44,605,921	$44,723,831	$47,428,204
Non-SGF State Funds	-	-	-	-	-	-	-
Federal Funds	6,315,845	6,633,397	6,372,965	6,024,293	6,450,349	6,663,176	6,757,030
Total	$41,746,355	$45,506,884	$48,807,444	$51,311,300	$51,056,270	$51,387,007	$54,185,234
FTE	762.5	765.5	769.0	773.5	773.5	772.8	772.8

Developmental Disability Council: Developmental Disability Council

Consequences of Not Funding this Program

Advocacy for persons with developmental disabilities would be diminished. This reduction in advocacy efforts would make it less likely that individuals could achieve their potential abilities and goals.

Statutory Basis	Mandatory/ Discretionary	MOE/Match Rqt.	Priority Level
42 USC 15021-15045 KSA 39-708(c) KSA 74-5501	Mandatory	N	36

Program Goals

A. Build capacity and advocate for services supporting individuals with disabilities.

Program History

The Kansas Council on Developmental Disabilities is composed of members appointed by the Governor and who represent the developmental disability community. The council advocates for improvements in the Kansas system with the goal of providing people with intellectual and developmental disabilities, family members, and caregivers the services and support they need.

Performance Measures

Output Measures	*Goal*	*FY 2023 Actuals*	*FY 2024 Actuals*	*FY 2025 Actuals*	*FY 2026 Previous Est*	*FY 2026 Actuals*	*FY 2027 Est*	*FY 2028 Est*
1. Number of people with developmental disabilities and families who participated in council-supported activities	A	5,000	5,500	9,476	6,500	6,727	7,000	7,500

Funding

Funding Source	*FY 2023 Actual*	*FY 2024 Actual*	*FY 2025 Actual*	*FY 2026 Approved*	*FY 2026 Actual*	*FY 2027 Est*	*FY 2028 Est*
State General Fund	$3,519	$3,069	$22,237	$4,604	$5,598	$8,226	$10,321
Non-SGF State Funds	-	-	5,515	-	104,002	25,000	25,000
Federal Funds	593,846	624,632	797,904	913,451	1,000,769	947,263	971,618
Total	$597,365	$627,701	$825,656	$918,055	$1,110,369	$980,489	$1,006,939
FTE	5.0	5.0	5.0	4.5	4.5	4.5	4.5

SPARK Expenditures: Community Resource Capacity

Consequences of Not Funding this Program

The effects of the pandemic on clients and DCF operations would be more severe.

Statutory Basis	Mandatory/ Discretionary	MOE/Match Rqt.	Priority Level
American Rescue Plan Act P.L. No. 117-328 (2021), Division LL	Discretionary	N	42

Program Goals

na

Program History

The expenditures in this program are ARPA State and Local Fiscal Recovery Fund allocations to DCF from the Kansas Office of Recovery. This program is designed to accelerate community capacity in health and education programs through one-time funding for programs and facilities serving children or providing enrichment programs. Funds may be used for enhancing facilities and expanding projects for organizations that provide health, education, and early childhood services.

Performance Measures

Outcome Measures	*Goal*	*FY 2023 Actuals*	*FY 2024 Actuals*	*FY 2025 Actuals*	*FY 2026 Previous Est*	*FY 2026 Actuals*	*FY 2027 Est*	*FY 2028 Est*
No performance indicators - temporary subprogram		--	--	--	--	--	--	--

Funding

Funding Source	*FY 2023 Actual*	*FY 2024 Actual*	*FY 2025 Actual*	*FY 2026 Approved*	*FY 2026 Actual*	*FY 2027 Est*	*FY 2028 Est*
State General Fund	$0	$0	$0	$0	$0	$0	$0
Non-SGF State Funds	-	-	-	-	-	-	-
Federal Funds	-	7,996,300	4,306,783	5,700,889	5,013,319	1,345,436	-
Total	$0	$7,996,300	$4,306,783	$5,700,889	$5,013,319	$1,345,436	$0
FTE	-	-	-	-	-	-	-

Transfers to Other State Agencies: Transfers to Other State Agencies

Consequences of Not Funding this Program

Several federal requirements would not be met, program goals would not be achieved, and some programs performed by other agencies would not be funded.

Statutory Basis	Mandatory/ Discretionary	MOE/Match Rqt.	Priority Level
42 USC 601-617 42 USC 9857-9858 7 USC 2036a 42 USC 1397	Discretionary	Y	37

Program Goals

na

Program History

Provides federal funding to other state agencies for a range of services.

Performance Measures

Outcome Measures	*Goal*	*FY 2023 Actuals*	*FY 2024 Actuals*	*FY 2025 Actuals*	*FY 2026 Previous Est*	*FY 2026 Actuals*	*FY 2027 Est*	*FY 2028 Est*
No performance indicators - transfers to other agencies		--	--	--	--	--	--	--

Funding

Funding Source	*FY 2023 Actual*	*FY 2024 Actual*	*FY 2025 Actual*	*FY 2026 Approved*	*FY 2026 Actual*	*FY 2027 Est*	*FY 2028 Est*
State General Fund	$0	$0	$0	$0	$0	$0	$0
Non-SGF State Funds	-	-	-	-	-	-	-
Federal Funds	71,147,185	62,765,506	24,250,547	14,952,973	16,402,694	26,046,148	25,933,648
Total	$71,147,185	$62,765,506	$24,250,547	$14,952,973	$16,402,694	$26,046,148	$25,933,648
FTE	-	-	-	-	-	-	-

Capital Improvements: Capital Improvements

Consequences of Not Funding this Program

Safety risk for clients and DCF staff. The terms of the lease agreement would not be met which would put possession of the building in jeopardy.

Statutory Basis	Mandatory/ Discretionary	MOE/Match Rqt.	Priority Level
KSA 39-708d	Discretionary	N	44

Program Goals

na

Program History

The Capital Improvements program represents the improvement costs of the Topeka Service Center (500 SW Van Buren, Topeka) which serves as the DCF service center for the East Region. The agency leases this building from the Kansas Department of Administration on a lease-to-buy agreement which was refinanced in FY2021. DCF is responsible for capital improvements to the Topeka Service Center.

Performance Measures

Outcome Measures	*Goal*	*FY 2023 Actuals*	*FY 2024 Actuals*	*FY 2025 Actuals*	*FY 2026 Previous Est*	*FY 2026 Actuals*	*FY 2027 Est*	*FY 2028 Est*
No performance indicators - capital improvements		--	--	--	--	--	--	--

Funding

Funding Source	*FY 2023 Actual*	*FY 2024 Actual*	*FY 2025 Actual*	*FY 2026 Approved*	*FY 2026 Actual*	*FY 2027 Est*	*FY 2028 Est*
State General Fund	$0	$0	$0	$0	$0	$0	$0
Non-SGF State Funds	881,875	-	67,500	900,000	650,745	-	-
Federal Funds	-	-	-	-	-	-	-
Total	$881,875	$0	$67,500	$900,000	$650,745	$0	$0
FTE	-	-	-	-	-	-	-

Narrative - DA 400	**Agency: KS Dept. for Children and Families**
State of Kansas	**Program: Agency Overview**
Division of the Budget	**Subprogram Supplementals and Enhancements**

DCF Summary of Supplementals & Enhancements

Priority		Chg Pkg#	Description	Program	FY 2027 SGF	FY 2027 All Funds	FY 2028 SGF	FY 2028 All Funds
S1		C1	Restoration of SGF Appropriated to State Finance Council by the Healthy Foods Waiver Budget Proviso	EES	5,000,000	8,853,162	-	-
	E1	E1	Provide State General Funds for Child Support Services	CSS	-	-	5,500,000	-
S2		C2	Projects to Reduce SNAP Error Rate	EES	327,392	520,000	-	-
S3	E2	C3 E2	Matching SGF for Increasing VR and Pre-ETS Caseload	VR	425,939	1,999,710	509,600	2,392,484
	E3	E3	Increase Funding for the Family Preservation Program	PPS	-	-	1,275,000	1,275,000
	E4	E4	Increased Funding for Evidence Based Services	PPS	-	-	5,000,000	5,000,000
S4	E5	C4 E5	Current™ Software Licenses and Amazon Connect Integration	EES	1,147,583	1,913,229	576,388	944,279
S5		C5	Funding for DCaaS Storage	ITS	570,189	893,520	-	-
	E6	E6	SNAP Work Requirements Changes to SNAP E&T Program	EES	-	-	300,554	300,554
	E7	E7	Chipped EBT Cards	EES	-	-	1,211,158	1,862,747
	E8	E8	Additional Pre-Employment Transition Services Positions	VR	-	-	191,773	900,343
	E9	E9	Increased Legal Work for APS Guardian and Conservator Cases	Legal	-	-	289,949	409,720
	E10	E10	Funding for Kansas Commission for the Deaf and Hard of Hearing for Communication Access Fund Position	VR	-	-	79,000	79,000
S6	E11	C6 E11	Increased Funding for Tribes	PPS	369,240	369,240	369,240	369,240
S7	E12	C7 E12	DCF Vehicle Fleet	Admin	800,000	800,000	1,000,000	1,000,000
			Total Request		**$8,640,343**	**$15,348,861**	**$16,302,662**	**$14,533,367**

Narrative – DA 400	Agency:	KS Dept. for Children and Families
State of Kansas	Program:	Supplementals/Enhancements
Division of the Budget	Subprogram:	Economic and Employment Services Field Services

Supplemental Package 1 of 7: Restoration of SGF Appropriated to State Finance Council by the Healthy Foods Waiver Budget Proviso

Description: This enhancement requests the restoration of $5.0 million SGF to the Department for Children and Families (DCF) budget allocation for FY 2027. This funding per a budget proviso in HB 2513 is held by the State Finance Council pending the implementation of a SNAP food and soft drink waiver.

How will this impact the Agency's Mission and the Division's Goal?
Without full staffing, the agency's mission and goals cannot be realized. This enhancement restores normal staffing levels.

Why is this increase needed?
The 2026 Legislature shifted $5.0 million SGF from the agency's budget to the State Finance Council pending DCF's implementation of a SNAP healthy foods waiver. Under the terms of the appropriation bill, DCF must obtain and implement the waiver by January 1, 2027, for the $5.0 million to be released. The loss of $5.0 million SGF in the EES Field Program corresponds to a total reduction of $8.85 million in salaries because of federal matching funds. A total of 144 human service specialist positions would be affected by this reduction.

The U.S. Department of Agriculture approved the waiver on March 4, 2026, setting an implementation date of February 15, 2027**.** The implementation date was based on feedback from retailers in other states that have similar approved waivers and avoids implementing the restrictions during the 2026 holiday season. The new SNAP waiver involves four plans that focus on conveying information to SNAP recipients, authorized retailers, as well as detailed evaluation, monitoring, and compliance plans.

The $5.0 million SGF is needed because the effective date for the new waiver occurs after the January 1, 2027 appropriation date. The potential loss of 144 human service specialist positions would likely escalate the state's payment error rate to over 10% and would result in as much as a $39 million SGF increase in FY 2028 for SNAP benefits*, the first year in which SNAP benefits are matched according to states' error rates.

*SNAP benefits x 15% state fund match rate x 75% of fiscal year = $345,964,465 x 15% x 75% = $38,921,002.

How will this increase be implemented and executed?
The agency would continue to fund existing EES Field positions rather than reduce positions.

Objectives:
Minimize the state match for SNAP benefits.

Strategies:
Restore EES Field salary funding to current levels.

Narrative – DA 400	Agency:	KS Dept. for Children and Families
State of Kansas	Program:	Supplementals/Enhancements
Division of the Budget	Subprogram:	Economic and Employment Services Field Services

The following performance measure shows the estimated increase in state funding if the $5.0 million SGF is not restored.

Performance Indicator	Current Year FY 2027	Budget Year FY 2028	Outyear #1 FY 2029	Outyear #2 FY 2030	Outyear #3 FY 2031
Estimated SNAP Benefits	$349,113,492	$345,964,465	$345,964,465	$345,964,465	$345,964,465
Estimated SNAP Matching Rate with Position Reduction	0.0%	11.25%	15.0%	15.0%	15.0%
SGF Match for SNAP Benefits	$0	$38,921,002	$51,894,670	$51,894,670	$51,894,670

Expenditures and Financing:

Item		Current Year FY 2027	Budget Year FY 2028	Outyear #1 FY 2029	Outyear #2 FY 2030	Outyear #3 FY 2031
Expenditures						
EES Field Salaries		8,853,162	8,853,162	8,853,162	8,853,162	8,853,162
Total		$8,853,162	$8,853,162	$8,853,162	$8,853,162	$8,853,162
Financing						
State Operations	1000-0013	5,000,000	5,000,000	5,000,000	5,000,000	5,000,000
Child Care & Development Block Grant	3028-0522	879,516	879,516	879,516	879,516	879,516
Low Income Energy Assistance Block Grant	3305-0350	154,795	154,795	154,795	154,795	154,795
SNAP Administration	3311-0410	2,216,382	2,216,382	2,216,382	2,216,382	2,216,382
TANF Block Grant	3323-0530	498,686	498,686	498,686	498,686	498,686
Title IV-E Foster Care	3337-0419	103,783	103,783	103,783	103,783	103,783
Total Financing		$8,853,162	$8,853,162	$8,853,162	$8,853,162	$8,853,162

Narrative – DA 400	Agency:	KS Dept. for Children and Families
State of Kansas	Program:	Supplementals/Enhancements
Division of the Budget	Subprogram:	Economic and Employment Services

Supplemental Package 2 of 7: Projects to Reduce SNAP Error Rate

Description: In July 2025, H.R.1 was passed by Congress and signed by the President. This bill made significant changes to and funding for the Supplemental Nutrition Assistance Program (SNAP). These changes included:

- Modifying SNAP work requirements for participants.
- Requiring states to pay a match for SNAP benefits based on the SNAP Quality Control Payment Error Rate (PER).
- Increasing the state portion of matching funds for SNAP Administrative Costs.

How will this impact the Agency's Mission and the Division's Goal?
This supplemental request supports the agency's mission of strengthening families by providing food assistance to low-income families by reducing the error rate.

Why is this increase needed?
Beginning October 1, 2027, states will be required to pay a portion of SNAP benefit allotments if the payment error rate is 6% or higher. The state share is a graduated percentage of benefits based on the error rate:

- States with a PER under 6% will have no state match.
- States with a PER between 6% and 7.99% will have a 5% state match.
- States with a PER between 8% and 9.99% will have a 10% state match.
- States with a PER at 10% or higher will be required to pay a 15% match.

The Kansas payment error rate for Federal Fiscal Year (FFY) 2026 through March was between 6% and 8%. This rate of error will require a 5% state match on the benefits paid. Based on current SNAP caseload projections, the match requirement would total approximately $13 million in SGF for SFY2027 and would increase to over $17 million for SFY2028.

The PER will initially be determined on the lower of the error rate in FFY 2025 or FFY 2026. Beginning with FFY 2029, the match rate will be determined by the error rate from three fiscal years prior (FFY 2029 will use the error rate from FFY 2026, FFY 2030 will use the FFY 2027 error rate, etc.).

To decrease the portion of benefits the state will be responsible for beginning in October 2027, the SNAP error rate needs to be reduced.

How will this increase be implemented and executed?
DCF has implemented multiple changes to reduce the SNAP error rate. These changes include:

- Establishing workgroups to analyze trends and coordinate consistency and accountability.
- Targeting case reviews for wages and salaries.

- Providing targeted training to staff.
- Creating a comprehensive interview tool to guide eligibility staff when conducting interviews, determining eligibility, documenting accurately, etc.
- Modifying KEES.

These activities have been fully implemented or are in progress and expected to be implemented prior to the beginning of the federal fiscal year.

Supplement funds totaling $520,000, including $327,392 in SGF, are being requested to further aid in reducing the error rate and maintaining a reduced rate in future years. These funds will be used to integrate KEES to allow an automatic population of the eligibility system from a data draw regarding income verification. This change provides eligibility workers with more timely and accurate information regarding household income for families applying for benefits. Funding is needed for only one year to integrate systems.

Objectives:
1. Reduce the food assistance error rate.

Strategies:
Develop and implement processes to reduce the likelihood of errors. This includes training, oversight and technology.

Performance Measures:

Performance Indicator	Current Year FY 2027	Budget Year FY 2028	Outyear #1 FY 2029	Outyear #2 FY 2030	Outyear #3 FY 2031
Food Assistance Error Rate	under 6%	under 6%	under 6%	under 6%	under 6%

The goal is to achieve and sustain an error rate under 6 percent.

Narrative – DA 400	Agency:	KS Dept. for Children and Families
State of Kansas	Program:	Supplementals/Enhancements
Division of the Budget	Subprogram:	Economic and Employment Services

Expenditures and Financing:

Item	Current Year FY 2027	Budget Year FY 2028	Outyear #1 FY 2029	Outyear #2 FY 2030	Outyear #3 FY 2031
Expenditures					
Technology Upgrades	520,000	-	-	-	-
Total	$520,000	$0	$0	$0	$0
Financing					
State Operations (1000-0013)	327,392	-	-	-	-
CCDF Discretionary (3028-0522)	31,200	-	-	-	-
Energy Assistance Block Grant (3305-0350)	34,944				
SNAP Admin (3311-0410)	107,276				
TANF (3233-0530)	11,440				
IV-E Foster Care (3337-0419)	988	-	-	-	-
IV-E Adoption (3337-0418)	6,760	-	-	-	-
Total Financing	$520,000	$0	$0	$0	$0

Narrative – DA 400	Agency:	KS Dept. for Children and Families
State of Kansas	Program:	Supplementals/Enhancements
Division of the Budget	Subprogram:	Rehabilitation Services

Supplemental Package 3 of 7: Matching SGF for Increasing VR and Pre-ETS Caseload

Description: This supplemental would increase funding for Vocational Rehabilitation (VR) and Pre-Employment Transition Services (Pre-ETS) caseload/case services.

How will this impact the Agency's Mission and the Division's Goal?
The VR Services Program supports the Agency's mission by assisting individuals with physical and mental disabilities in obtaining and maintaining competitive, integrated employment and achieving greater independence through individualized VR services. Increased funding will help ensure clients have access to the services, supports, and necessary equipment required to address their individual needs and achieve successful employment outcomes.

Additionally, Pre-ETS support the Division's goal of improving outcomes for students with disabilities by providing opportunities to develop employment skills, gain meaningful work experiences, and explore career and postsecondary education options. Increased funding will strengthen the Division's ability to provide these critical services and help students successfully transition from school to competitive, integrated employment or further education.

Why is this increase needed?
This supplemental funding is needed to maintain timely access to Vocational Rehabilitation services and prevent reductions in services available to individuals with disabilities. Without additional funding, the program may need to delay services, implement a waiting list, reinstate financial participation and economic-need requirements, reduce training opportunities, and limit access to services that support successful employment outcomes. Providing additional funding will help ensure individuals receive the necessary services and supports when they need them, increasing their ability to achieve competitive, integrated employment and greater independence.

How will this increase be implemented and executed?
This additional SGF will be used to draw down available federal funding and support the growing Vocational Rehabilitation (VR) and Pre-Employment Transition Services (Pre-ETS) caseloads and associated service costs. The funding will provide the resources necessary to maintain timely access to services and avoid the implementation of waiting lists or other service restrictions due to insufficient funding.

The additional funding will enable the program to continue providing individuals with physical and mental disabilities access to the services, supports, training, and equipment needed to achieve competitive, integrated employment and greater independence. For students with disabilities, the funding will also support continued access to Pre-ETS that help prepare them for successful transition from school to employment or further education.

Objectives:

1. Provide services to prepare Kansans with disabilities for competitive integrated employment.
2. Assist persons with physical or mental disabilities to live more independently.

Narrative – DA 400		Agency:	KS Dept. for Children and Families
State of Kansas		Program:	Supplementals/Enhancements
Division of the Budget		Subprogram:	Rehabilitation Services

Strategies:
The strategy for the Rehabilitation Case Services and Client Services programs is to assist persons with physical or mental disabilities to obtain competitive, integrated employment and live more independently through the provision of VR services.

Performance Indicator	Current Year FY 2027	Budget Year FY 2028	Outyear #1 FY 2029	Outyear #2 FY 2030	Outyear #3 FY 2031
Number of Kansans with disabilities achieving competitive integrated employment	1,000	1,100	1,100	1,100	1,100
Percent of persons employed as a result of vocational rehabilitation services who report their own earnings as the largest source of support at case closure	82.0%	82.0%	83.0%	84.0%	85.0%

Expenditures and Financing:

Item		Current Year FY 2027	Budget Year FY 2028	Outyear #1 FY 2029	Outyear #2 FY 2030	Outyear #3 FY 2031
Financing						
State General Fund	1000-5010	425,939	509,600	509,600	509,600	509,600
VR Basic Support Grant	3315-0450	1,573,771	1,882,884	1,882,884	1,882,884	1,882,884
Total Financing		$1,999,710	$2,392,484	$2,392,484	$2,392,484	$2,392,484

Note: The Agency is also requesting an enhancement for FY 2028 to be added to the base budget and continue into all outyears.

Supplemental Package 4 of 7: Current™ Software Licenses

Description: Funds totaling $1,913,229, including $535,595 in State General Funds (SGF), are being requested. These funds are needed for the ongoing purchase of 800 licenses for Current™ Software in SFY 2027. During the 2025 Legislative Session, the Legislature approved funding for these licenses using one-time American Rescue Plan Act (ARPA) funds rather than the SGF requested by the agency. The ARPA funding has expired, creating a need for ongoing funding to maintain access to the software.

Current™ became operational during SFY 2026 and is used by Economic and Employment Services (EES) eligibility and supervisory staff statewide to more efficiently manage core program applications and eligibility determination caseloads. Continued access to the application is necessary to support ongoing eligibility operations and improve the efficiency of case processing. The 800 software licenses require annual renewal and represent an ongoing operational expense. Without replacement funding, the agency will not have sufficient resources to maintain the licenses needed by EES staff statewide.

Additional funds are being requested to integrate the Virtual Contact Center (VCC) through Amazon Connect with the Current™ workload management software. This will allow tasks originating from the VCC to be tracked, assigned and monitored.

How will this impact the Agency's Mission and the Division's Goal?
Current™ Software offers users real-time information regarding caseloads and status of multiple programs. It alerts managers when processing thresholds are met or when action is needed. The software allows DCF EES to establish real-time priorities for unprocessed eligibility work, automated assignment of unprocessed work to the right worker at the right time and allows for reporting of critical operational data in real-time. This automated flexibility allows staff assignments to be updated seamlessly as needed based on the type of work coming into the agency. This information is used to manage workloads to prevent unprocessed work backlogs and to aid in meeting established timeline guidelines across multiple programs. This software has been integrated into the KEES system.

Why is this increase needed?
The Kansas Department for Children and Families (DCF) has experienced lengthy unprocessed workload backlogs in processing eligibility for families requesting assistance over the past several years. A considerable factor to experiencing backlog is the inability to make workload shifts quickly, resulting in significant elapsed time leading to a loss of capacity. These backlogs have resulted in noncompliance with federal processing guidelines and delays in needy families receiving benefits for which they are eligible. The Current™ Software application has been developed and implemented allowing for better allocation of resources while ensuring all activities needing work are captured and assigned. The Current™ product replaced a manual task tracker previously used by EES. As a result, timeliness has improved. Continued use of the software application requires user licenses to be renewed annually.

This application may also have an impact on reducing SNAP errors. Beginning October 1, 2027, states will be required to match SNAP benefits expenses at a rate determined by the SNAP error rate. The state match could be up to 15% of the benefits paid. Kansas is projected to issue over $250 million in SNAP benefits during the period October 1, 2027, through June 30, 2028. Through March 2026, the SNAP error rate was between

6% and 8%. This error rate would require a 5% state match, about $13 million for the nine-month period. Kansas is continuing to work to get the error rate under 6%. There is no match required for state maintaining an error rate under 6%.

A separate enhancement request is being prepared and submitted for SFY 2028.

How will this increase be implemented and executed?
Additional funds will be used to purchase ongoing licenses for staff to use the Current™ Software. Integration of the VCC to Current™ for tracking and assigning of tasks originating from this method.

Objectives:

1. Decrease the time between submission and determination of an application.
2. Timely issuance of benefits to eligible families and individuals.
3. Reduce and eliminate unprocessed work for all programs.
4. Interface with KEES to combine all tasks associated with unprocessed work to ensure all work is captured and processed.
5. Effectively track workload, make staffing assignments and reduce worker data entry.
6. These strategies will reduce the likelihood of errors helping to maintain a SNAP error rate under 6%.

Strategies:
Install and use Current™ Software to manage and monitor eligibility workload to ensure applications for families requesting assistance are processed timely, benefits are issued quickly to eligible families, and unprocessed workloads are reduced and eliminated.

	Current Year	Budget Year	Outyear #1	Outyear #2	Outyear #3
Performance Measures:	FY 2027	FY 2028	FY 2029	FY 2030	FY 2031
Percent of applications processed timely	88%	89%	90%	91%	92%

Narrative – DA 400		Agency:	KS Dept. for Children and Families
State of Kansas		Program:	Supplementals/Enhancements
Division of the Budget		Subprogram:	Economic and Employment Services

Expenditures and Financing:

Item	Current Year FY 2027	Budget Year FY 2028 (1)	Outyear #1 FY 2029	Outyear #2 FY 2030	Outyear #3 FY 2031
Amazon Web Services Integration to Current (2)	1,000,000	-	-	-	-
Current Software for 800 Users	913,229	944,279	991,493	1,041,068	1,093,121
Total	$1,913,229	$944,279	$991,493	$1,041,068	$1,093,121
Financing					
State General Fund	1,147,583	576,388	605,207	635,468	667,241
CCDF Discretionary	105,661	47,214	49,575	52,053	54,656
Low Income Energy Assistance	146,742	82,247	86,359	90,677	95,211
SNAP Administration Funds	431,502	192,161	201,769	211,857	222,450
IV-E Foster Care	1,900	-	-	-	-
IV-E Adoption Services	13,000	-	-	-	-
TANF Block Grant	66,841	46,269	48,583	51,013	53,563
Total	$1,913,229	$944,279	$991,493	$1,041,068	$1,093,121

(1) The state match for SNAP Admin funds increases from 50% to 75% of total expenditures.
(2) Expenses related to integration of VCC into the workload management system needed only in the first year.

Narrative – DA 400		Agency:	KS Dept. for Children and Families
State of Kansas		Program:	Supplementals/Enhancements
Division of the Budget		Subprogram:	Information Technology Services

Supplemental Package 5 of 7: DCaaS Storage

Description: Due to insufficient funding, a supplemental of $893,520 All Funds, $570,189 State General Funds is requested to cover the new Data Center as a Service (DCaaS) storage cost identified in the budget indices. This increase is mandatory and necessary to support the required storage capacity. There are no reasonable alternatives available to reduce or avoid this cost.

How will this impact the Agency's Mission and the Division's Goal?
This supplemental will support the agency's mission by ensuring essential operations can continue without reducing funding available for grants, assistance, or other direct services. Providing the necessary funding for agency operations will help maintain continuity of services and ensure resources remain available to support the individuals and families served by the agency.

Why is this increase needed?

OITS added DCaaS Storage as a new charge in the budget indices for the previous budget cycle. No funding was provided to support this new billing. OITS started charging agencies for DCaaS storage in November 2025. DCF was forced to absorb the cost within the existing budget allocation.

Without additional funding, the agency will be forced to reduce grants or assistance in FY 2027. Existing policy lapses salary savings effectively removing salaries as a potential savings option. The impact of the SGF reduction on agency services cannot be determined at this time.

The following table details the increase:

	FY 2027	FY 2027	FY 2027 Deficit	
Item	Budget	Estimate	All Funds	SGF
DCaaS server chargers	2,369,640	2,369,640	-	-
DCaaS storage charges	-	876,000	(876,000)	(552,669)
DCaaS state only charges	47,393	64,913	(17,520)	(17,520)
Total	2,417,033	3,310,553	(893,520)	(570,189)

How will this increase be implemented and executed?
The increases would be paid without reducing the budget elsewhere.

Objectives:
Meet all interagency fees and obligations without impairing agency operations.

Narrative – DA 400	Agency:	KS Dept. for Children and Families
State of Kansas	Program:	Supplementals/Enhancements
Division of the Budget	Subprogram:	Information Technology Services

Strategies:
Prevent reductions in grants or assistance via this supplemental request.

Expenditures and Financing:

Item	Current Year FY 2027	Budget Year FY 2028	Outyear #1 FY 2029	Outyear #2 FY 2030	Outyear #3 FY 2031
Expenditures					
Other Operating Expenditures	$893,520	$0	$0	$0	$0
Financing					
State Operations (1000-0013)	570,189	-	-	-	-
Child Care Block Grant (3028-0522)	21,900	-	-	-	-
Low-Income Energy Assistance Block Grant (3305-0350)	17,870	-	-	-	-
Disability Determination Services (3309-0390)	15,856	-	-	-	-
SNAP State Administration Matching Grant (3311-0410)	47,742	-	-	-	-
Rehabilitation Services (3315-0450)	49,844	-	-	-	-
Child Support Enforcement (3316-9100)	111,690	-	-	-	-
Temporary Assistance for Needy Families (3323-0530)	32,412	-	-	-	-
Title IV-E Foster Care Assistance (3337-0419)	17,082	-	-	-	-
Title IV-E Adoption Assistance (3357-0418)	8,935	-	-	-	-
Total	$893,520	$0	$0	$0	$0

Narrative – DA 400		Agency:	KS Dept. for Children and Families
State of Kansas		Program:	Supplementals/Enhancements
Division of the Budget		Subprogram:	Prevention and Protection Services

Supplemental Package 6 of 7: Increased Funding for Tribes

Description: This enhancement requests $369,240 in tribal funding to support increasing Child Welfare Services expenses and strengthen the ability of Kansas Tribes to serve children and families within their communities.

How will this impact the Agency's Mission and the Division's Goal?
The requested funding will help Kansas Tribes address rising child welfare costs and provide services that support the safety, stability, and well-being of Native children and families. Maintaining children within their Tribes and communities, when safe and appropriate, can help avoid the more costly alternative of placement in the state foster care system.

This enhancement supports the Agency's mission to "Support Safe and Quality Living for Children and Families" by strengthening Tribal capacity to provide culturally responsive services and promote safe, stable, and appropriate placements for Native children.

Why is this increase needed?
The increase is needed to address growing child welfare costs and service needs among Kansas Tribes. Several Tribes have experienced increases in the number of children placed in tribal foster care, resulting in increased costs associated with providing child welfare services. For example, one Tribe experienced a 375 percent increase in children in foster care, from 8 children in FY 2024 to 38 children in FY 2025.

Additionally, some counties have historically assisted with costs associated with Child in Need of Care (CINC) case filings; however, some counties have discontinued this practice, resulting in additional financial responsibility for Tribes. Increased funding will provide greater support to Kansas Tribes as they address the growing costs associated with child welfare services and the needs of children and families served within their communities.

How will this increase be implemented and executed?
The agency would increase tribal grant funding for those tribes that are experiencing increased child welfare service-related costs.

Objectives:
Ensure Kansas Tribes have the resources and capacity necessary to provide timely, effective child welfare services to youth and families within their communities, supporting the safety, stability, and well-being of children served in tribal foster care.

Strategies:
Support tribes in Kansas with child welfare increasing costs.

Narrative – DA 400	Agency:	KS Dept. for Children and Families
State of Kansas	Program:	Supplementals/Enhancements
Division of the Budget	Subprogram:	Prevention and Protection Services

Expenditures and Financing:

Item		Current Year FY 2027	Budget Year FY 2028	Outyear #1 FY 2029	Outyear #2 FY 2030	Outyear #3 FY 2031
Expenditures						
Essential Personnel		84,240	84,240	84,240	84,240	84,240
Foster Care Services		200,000	200,000	200,000	200,000	200,000
Other Critical Services		75,000	75,000	75,000	75,000	75,000
Family Assistance Dollars		10,000	10,000	10,000	10,000	10,000
Total		369,240	369,240	369,240	369,240	369,240
Financing						
State Operations	1000-7020	369,240	369,240	369,240	369,240	369,240
Total Financing		$369,240	$369,240	$369,240	$369,240	$369,240

The Agency is also requesting an enhancement for Budget Year and Outyears.

Narrative – DA 400		Agency:	KS Dept. for Children and Families
State of Kansas		Program:	Supplementals/Enhancements
Division of the Budget		Subprogram:	Economic and Employment Services

Supplemental Package 7 of 7: DCF Vehicle Fleet

Description: State General Funds (SGF) totaling $800,000 are requested to replace aging vehicles within the Department for Children and Families (DCF).

How will this impact the Agency's Mission and the Division's Goal?
DCF maintains a fleet of approximately 350 vehicles that are essential to the delivery of services throughout Kansas. These vehicles enable staff to conduct home visits and investigations related to suspected abuse or neglect, meet with children, families, and individuals, and transport staff and clients as needed. Maintaining an adequate and reliable vehicle fleet supports the Agency's mission by ensuring staff can safely and efficiently reach the individuals and communities they serve. Adequate fleet resources are critical to maintaining timely service delivery and supporting the Division's goals for child safety, family stability, and client well-being.

Why is this increase needed?
DCF needs a safe, reliable, and adequately maintained fleet to ensure staff can complete essential work in a timely manner and safely transport staff and clients.

DCF maintains approximately 350 vehicles. Of these, 78 percent are model year 2018 or older, and 54 percent have more than 100,000 miles. The age and mileage of the fleet increase the likelihood of vehicle breakdowns and costly repairs, reducing vehicle availability and creating additional safety concerns for staff and clients who rely on these vehicles.

Historically, DCF has not had dedicated funding to replace vehicles that are wrecked or severely damaged. As a result, damaged vehicles may remain out of service without adequate resources for replacement, further reducing the availability of safe and reliable transportation.

Additional funding will allow DCF to maintain and replace aging, high-mileage, and severely damaged vehicles, helping ensure staff have dependable transportation to conduct home visits, meet with families and individuals, and perform other essential agency functions safely and efficiently.

A separate enhancement request is being prepared and submitted for SFY 2028.

How will this increase be implemented and executed?
Funds will be used to purchase vehicles to replace aging and high mileage vehicles throughout DCF.

Objectives:
1. Ongoing funding to replace aging and high mileage vehicles with newer, more reliable vehicles.

Strategies:

Narrative – DA 400	Agency:	KS Dept. for Children and Families
State of Kansas	Program:	Supplementals/Enhancements
Division of the Budget	Subprogram:	Economic and Employment Services

Purchase new/newer vehicles to replace older and high mileage vehicles.

Strategies: N/A

Expenditures and Financing:

Item	Current Year FY 2027	Budget Year FY 2028	Outyear #1 FY 2029	Outyear #2 FY 2030	Outyear #3 FY 2031
Vehcile Replacement	800,000	1,000,000	1,000,000	1,000,000	1,000,000
Total	$800,000	$1,000,000	$1,000,000	$1,000,000	$1,000,000
Financing					
State General Fund (1000-0013)	800,000	1,000,000	1,000,000	1,000,000	1,000,000
Total	$800,000	$1,000,000	$1,000,000	$1,000,000	$1,000,000

Narrative – DA 400	Agency:	KS Dept. for Children and Families
State of Kansas	Program:	Supplementals/Enhancements
Division of the Budget	Subprogram:	Child Support Services

Enhancement Package 1 of 12: Provide State General Funds for Child Support Services

Description:
This enhancement requests $5.5 million in State General Funds (SGF) to address declining revenues available to operate the Child Support Services (CSS) program. In prior years, revenues generated through child support collections associated with certain public assistance and foster care cases provided a significant source of funding for CSS operations. These revenues have declined as the Temporary Assistance for Needy Families (TANF), and foster care caseloads have decreased.

The TANF caseload is declining due to a reduction in new applications, while case closures remain generally consistent with prior years. Noncooperation continues to be the primary reason for case closures; however, during SFY 2026, there was an increase in closures resulting from client requests and the absence of an eligible child or family member. Foster Care caseloads are also declining due to the availability and expansion of prevention programs. These programs have helped reduce the number of children entering foster care over the past seven years.

When families receive certain public assistance, including TANF, Food Assistance, Child Care Assistance, or medical assistance, child support payments may be assigned to the State, in whole or in part, to reimburse assistance costs, depending on the circumstances. Child support collections associated with children in foster care may also be directed to the State in accordance with federal and state requirements.

Comparing FY 2023 actual revenues to FY 2028 estimated revenues, CSS anticipates a 43.4 percent reduction in annual revenue collections. The primary caseloads contributing to this decline are TANF and foster care. While these revenue sources have decreased, the costs necessary to operate a statewide child support program have not declined at the same rate. Inflation and other operating cost increases have contributed to a 2.6 percent increase in CSS operating costs over the same period.

The requested SGF will replace the declining revenue and provide the stable funding necessary to maintain essential statewide child support operations.

How will this impact the Agency's Mission and the Division's Goal?
This enhancement will support DCF's mission by ensuring that Kansas families continue to receive timely, reliable child support services that promote family stability and reduce dependence on public assistance. It will allow CSS to maintain effective statewide operations, meet federal Title IV-D requirements, and preserve Kansas's strong collection and cost-effectiveness performance while responding to changes in the size and complexity of the caseload.

The enhancement supports the Division's goal of providing efficient, accessible, and fiscally responsible child support services. Kansas collected approximately $5.89 for every administrative dollar spent in FY 2025, compared with approximately $4.01 nationally. Adequate funding is necessary to protect that performance while maintaining the infrastructure and staffing required to operate the program.

Narrative – DA 400		Agency:	KS Dept. for Children and Families
State of Kansas		Program:	Supplementals/Enhancements
Division of the Budget		Subprogram:	Child Support Services

Why is this increase needed?
CSS must maintain statewide operations, payment processing, federal interfaces, customer service, legal and federal compliance, contract oversight, financial reconciliation, and technology infrastructure regardless of caseload size. In addition, the remaining caseload increasingly includes families requiring more intensive services, including parent location, establishment, enforcement, modification, interstate case processing, and management of complex arrears.

If Child Support Services does not receive the requested level of funding, our ability to maintain the program's current level of service would be greatly impacted. A reduction in funding could hinder our ability to meet Maintenance of Effort (MOE) requirements, which would, in turn, jeopardize our eligibility to qualify for and receive incentive funding from the Office of Child Support Enforcement (OCSE).

Additionally, reduced funding and consequent service capacity could negatively affect our self-assessment performance measures. This would place CSS's federal funding at risk and potentially impact the state's ability to maintain full approval of its Temporary Assistance for Needy Families (TANF) Block Grant.

How will this increase be implemented and executed?

Objectives:
Maintain a stable, efficient, and federally compliant statewide child support program while preserving Kansas's strong collection and cost-effectiveness performance.

Strategies:
- Maintain sufficient operational capacity to provide establishment, enforcement, modification, interstate, locate, payment-processing, and customer services statewide.
- Direct resources toward cases requiring greater intervention as the composition of the IV-D caseload changes.
- Maintain essential program infrastructure, federal interfaces, financial controls, contract oversight, and compliance functions that cannot be reduced proportionately with caseload.
- Maximize available automation and process efficiencies while operating within the limitations of the existing child support system.
- Monitor caseload, expenditures, collections, federal performance measures, and cost effectiveness to ensure that additional resources are producing measurable results.
- Continue identifying operational efficiencies and opportunities to reduce unnecessary manual work while preparing for future technology modernization.

Expected Result: The enhancement will allow CSS to maintain service levels, federal compliance, collection performance, and fiscal accountability despite rising operating costs, aging technology, and changing caseloads. Success will be measured through federal performance indicators, collections, cost effectiveness, timeliness, and administrative expenditures.

Narrative – DA 400	Agency:	KS Dept. for Children and Families
State of Kansas	Program:	Supplementals/Enhancements
Division of the Budget	Subprogram:	Child Support Services

Expenditures and Financing:

Item	Current Year FY 2027	Budget Year FY 2028	Outyear #1 FY 2029	Outyear #2 FY 2030	Outyear #3 FY 2031
Expenditures					
Child Support Enforcement	-	-	-	-	-
Total	$0	$0	$0	$0	$0
Financing					
State Operations (1000-0013)	-	5,500,000	5,910,000	6,190,000	6,190,000
Social Welfare Fee Fund (2195-0110)	-	(5,500,000)	(5,910,000)	(6,190,000)	(6,190,000)

The decline in social welfare fee fund is also seen in the 404's revenue section of the budget.

Narrative – DA 400	Agency:	KS Dept. for Children and Families
State of Kansas	Program:	Supplementals/Enhancements
Division of the Budget	Subprogram:	Rehabilitation Services

Enhancement Package 2 of 12: Matching SGF for Increasing VR and Pre-ETS Caseload

Description: This enhancement would increase funding for Vocational Rehabilitation (VR) and Pre-Employment Transition Services (Pre-ETS) caseload/case services

How will this impact the Agency's Mission and the Division's Goal?
The VR Services Program supports the Agency's mission by assisting individuals with physical and mental disabilities in obtaining and maintaining competitive, integrated employment and achieving greater independence through individualized VR services. Increased funding will help ensure clients have access to the services, supports, and necessary equipment required to address their individual needs and achieve successful employment outcomes.

Additionally, Pre-ETS support the Division's goal of improving outcomes for students with disabilities by providing opportunities to develop employment skills, gain meaningful work experiences, and explore career and postsecondary education options. Increased funding will strengthen the Division's ability to provide these critical services and help students successfully transition from school to competitive, integrated employment or further education.

Why is this increase needed?
This enhancement funding is needed to maintain timely access to Vocational Rehabilitation services and prevent reductions in services available to individuals with disabilities. Without additional funding, the program may need to delay services, implement a waiting list, reinstate financial participation and economic-need requirements, reduce training opportunities, and limit access to services that support successful employment outcomes. Providing additional funding will help ensure individuals receive the necessary services and supports when they need them, increasing their ability to achieve competitive, integrated employment and greater independence.

How will this increase be implemented and executed?
This additional SGF will be used to draw down available federal funding and support the growing Vocational Rehabilitation (VR) and Pre-Employment Transition Services (Pre-ETS) caseloads and associated service costs. The funding will provide the resources necessary to maintain timely access to services and avoid the implementation of waiting lists or other service restrictions due to insufficient funding.

The additional funding will enable the program to continue providing individuals with physical and mental disabilities access to the services, supports, training, and equipment needed to achieve competitive, integrated employment and greater independence. For students with disabilities, the funding will also support continued access to Pre-ETS that help prepare them for successful transition from school to employment or further education.

Objectives:

1. Provide services to prepare Kansans with disabilities for competitive integrated employment.
2. Assist persons with physical or mental disabilities to live more independently.

Narrative – DA 400		Agency:	KS Dept. for Children and Families
State of Kansas		Program:	Supplementals/Enhancements
Division of the Budget		Subprogram:	Rehabilitation Services

Strategies:
The strategy for the Rehabilitation Case Services and Client Services programs is to assist persons with physical or mental disabilities to obtain competitive, integrated employment and live more independently through the provision of VR services.

Performance Indicator	Current Year FY 2027	Budget Year FY 2028	Outyear #1 FY 2029	Outyear #2 FY 2030	Outyear #3 FY 2031
Number of Kansans with disabilities achieving competitive integrated employment	1,000	1,100	1,100	1,100	1,100
Percent of persons employed as a result of vocational rehabilitation services who report their own earnings as the largest source of support at case closure	82.0%	82.0%	83.0%	84.0%	85.0%

Expenditures and Financing:

Item		Current Year FY 2027	Budget Year FY 2028	Outyear #1 FY 2029	Outyear #2 FY 2030	Outyear #3 FY 2031
Financing						
State General Fund	1000-5010	425,939	509,600	509,600	509,600	509,600
VR Basic Support Grant	3315-0450	1,573,771	1,882,884	1,882,884	1,882,884	1,882,884
Total Financing		$1,999,710	$2,392,484	$2,392,484	$2,392,484	$2,392,484

Note: The Agency is requesting a supplemental for the current year.

Narrative – DA 400		Agency:	KS Dept. for Children and Families
State of Kansas		Program:	Supplementals/Enhancements
Division of the Budget		Subprogram:	Prevention and Protection Services

Enhancement Package 3 of 12: Increase Family Preservation Funding

Description: This enhancement requests $1.275 million in State General Funds (SGF) to increase funding for the Department for Children and Families (DCF) Family Preservation program.

How will this impact the Agency's Mission and the Division's Goal?
Family Preservation services provide families at risk of out-of-home placement with appropriate, intensive services and supports designed to address identified needs and safely maintain children in their homes whenever possible. Increasing funding will strengthen DCF's ability to serve families in their communities, support child safety and family stability, and reduce the need for out-of-home placements.

Why is this increase needed?
The requested funding will allow the Family Preservation program to increase the number of families served annually from 1,565 to 1,735, an increase of approximately 11 percent. Demand for Family Preservation services has increased beyond current capacity, with particularly significant growth in the western region of the state. Additional funding is needed to provide services to families who would otherwise have limited access to the intensive supports necessary to safely maintain children in their homes.

How will this increase be implemented and executed?
The additional SGF will be used to increase Family Preservation referral slots in areas across the state where the greatest need exists. This funding will provide capacity to serve approximately 170 additional families annually, allowing DCF to respond to increased demand while supporting the safety and stability of children and families in their communities.

Objectives:
Provide prevention services to families based on each family's individual needs, eligibility and available resources.

Strategies:
The essential strategy underlying Family Preservation is to expand the agency's emphasis on prevention and reduce entry into foster care.

Performance Measures:

Performance Indicator	Current Year FY 2027	Budget Year FY 2028	Outyear #1 FY 2029	Outyear #2 FY 2030	Outyear #3 FY 2031
Percentage of Families referred who do not have a child removed into foster care during the serivce period or within 30 days of case closure	92.20%	92.90%	93.50%	94.50%	95.00%
Families Referred	1,565	1,565	1,565	1,565	1,565

Narrative – DA 400	Agency:	KS Dept. for Children and Families
State of Kansas	Program:	Supplementals/Enhancements
Division of the Budget	Subprogram:	Prevention and Protection Services

Expenditures and Financing:

Item		Current Year FY 2027	Budget Year FY 2028	Outyear #1 FY 2029	Outyear #2 FY 2030	Outyear #3 FY 2031
Expenditures						
Family Preservation Contracts		-	1,275,000	1,275,000	1,275,000	1,275,000
Total		$0	$1,275,000	$1,275,000	$1,275,000	$1,275,000
Financing						
State Operations	1000-7020	-	1,275,000	1,275,000	1,275,000	1,275,000
Total Financing		$0	$1,275,000	$1,275,000	$1,275,000	$1,275,000

Enhancement Package 4 of 12: Increased Funding for Evidence Based Services

Description: The Department for Children and Families (DCF) requests $5 million in State General Funds (SGF) to implement and scale a statewide, multi-model Intensive Home-Based Services (IHBS) continuum. The continuum will utilize three evidence-based, Title IV-E rated models: Functional Family Therapy (FFT), Multisystemic Therapy (MST), and Family Centered Treatment (FCT).

These models provide intensive, evidence-based services to children and families in their homes and communities and are designed to support family stability, prevent unnecessary out-of-home placements, and facilitate the safe reintegration of youth into their families. These models are structured to actively draw down Federal Title IV-E match when providing prevention services within Title IV-E.

The requested SGF will be used for these services for reintegrating youth and families, with long-term plans to integrate these models into the Medicaid State Plan to maximize sustainable federal reimbursement.

How will this impact the Agency's Mission and the Division's Goal?
The enhancement directly supports DCF's mission to Support Safe and Quality Living for Children and Families by expanding access to evidence-based Intensive Home-Based Services (IHBS) for children and families with significant behavioral and family needs. These services are designed to prevent unnecessary family separation, support the safe reunification of children with their families, reduce youth involvement in the juvenile justice system, and stabilize high-risk behaviors within the home.

Expanding a statewide IHBS continuum will provide families with intensive, evidence-based interventions in their homes and communities, increasing the likelihood that children can safely remain with or return to their families while reducing the need for more restrictive and costly out-of-home placements.

Why is this increase needed?
Current state expenditures on juvenile incarceration, Psychiatric Residential Treatment Facilities (PRTF), and out-of-home foster care placements are fiscally unsustainable and yield poor long-term outcomes.

Expanding MST, FFT, and FCT simultaneously creates a tiered safety net that matches families to the exact intensity of care required. These services replace higher-cost, less effective interventions—including standard individual/family therapy, general crisis services, and Cognitive Behavioral Intervention (CBI)—while reducing reliance on the SED waiver for youth in the Secretary's custody.

By averting acute hospitalizations, PRTF admissions, emergency room visits, and secure care placements, this initial investment will yield significant long-term structural savings for Kansas.

How will this increase be implemented and executed?
DCF in coordination with Kansas Department for Aging and Disability Services (KDADS), will administer this initiative through a phased statewide rollout:

- **Contracting & Infrastructure:** DCF will issue competitive grants or contracts to qualified behavioral health providers to build local capacity. Funding will cover provider start-up costs, mandatory national purveyor training/licensing, fidelity monitoring, and data infrastructure.
- **Target Population:** Referrals will prioritize high-risk youth identified via out-of-home risk assessments, current foster care placements, juvenile detentions, secure care, crossover youth paths, the Kansas Juvenile Correctional Complex (KJCC), PRTFs, and acute hospitals.
- **Rural Adaptation**: Contracts will mandate technical assistance to develop resource-sharing strategies and mobile/telehealth hybrid networks for therapists in rural and frontier areas.
- **Administrative Oversight**: Request includes dedicated funding for 2.0 FTE internal DCF program staff to manage contract compliance, purveyor relations, multi-agency planning, data evaluation, and federal match optimization.

Objectives:
Significantly improve long-term mental and physical health outcomes for youth and their families by providing evidence-based treatment.

Strategies:
Expand the evidence-based services to support youth and their families in Kansas by.

- Measurably decrease the total number of youths entering out-of-home foster care, PRTF, and juvenile justice placements.
- Ensure high-fidelity adherence to national MST, FFT, and FCT clinical standards across all contracted networks.
- Improve long-term placement stability and clinical behavioral health outcomes for enrolled Kansas families.
- If fully funded this would increase evidence-based services to approximately 760 additional youth and their families.

Expenditures and Financing:

Item		Current Year FY 2027	Budget Year FY 2028	Outyear #1 FY 2029	Outyear #2 FY 2030	Outyear #3 FY 2031
Expenditures						
2 FTE		-	162,074	164,325	166,750	166,750
Evidence Based Service Grants		-	4,837,926	4,835,675	4,833,250	4,833,250
Total		$0	$5,000,000	$5,000,000	$5,000,000	$5,000,000
Financing						
State Operations	1000-0013	-	162,074	164,325	166,750	166,750
Youth Aid	1000-7020	-	4,837,926	4,835,675	4,833,250	4,833,250
Total Financing		$0	$5,000,000	$5,000,000	$5,000,000	$5,000,000

Enhancement Package 5 of 12: Current™ Software Licenses

Description: This enhancement requests $944,279, including $576,388 in State General Funds (SGF), to provide ongoing funding for 800 Current™ Software licenses in SFY 2028. During the 2025 Legislative Session, the Legislature approved funding for these licenses using one-time American Rescue Plan Act (ARPA) funds rather than the SGF requested by the agency. The ARPA funding has expired, creating a need for ongoing funding to maintain access to the software.

Current™ became operational during SFY 2026 and is used by Economic and Employment Services (EES) eligibility and supervisory staff statewide to more efficiently manage core program applications and eligibility determination caseloads. Continued access to the application is necessary to support ongoing eligibility operations and improve the efficiency of case processing. The 800 software licenses require annual renewal and represent an ongoing operational expense. Without replacement funding, the agency will not have sufficient resources to maintain the licenses needed by EES staff statewide.

How will this impact the Agency's Mission and the Division's Goal?
Current™ Software offers users real-time information regarding caseloads and status of multiple programs. It alerts managers when processing thresholds are met or when action is needed. The software allows DCF EES to establish real-time priorities for unprocessed eligibility work, automated assignment of unprocessed work to the right worker at the right time and allows for reporting of critical operational data in real-time. This automated flexibility allows staff assignments to be updated seamlessly as needed based on the type of work coming into the agency. This information is used to manage workloads to prevent unprocessed work backlogs and to aid in meeting established timeline guidelines across multiple programs. This software has been integrated into the KEES system.

Why is this increase needed?
The Kansas Department for Children and Families (DCF) has experienced lengthy unprocessed workload backlogs in processing eligibility for families requesting assistance over the past several years. A considerable factor to experiencing backlog is the inability to make workload shifts quickly, resulting in significant elapsed time leading to a loss of capacity. These backlogs have resulted in noncompliance with federal processing guidelines and delays in needy families receiving benefits for which they are eligible. The Current™ Software application has been developed and implemented allowing for better allocation of resources while ensuring all activities needing work are captured and assigned. The Current™ product replaced a manual task tracker previously used by EES. As a result, timeliness has improved. Continued use of the software application requires user licenses to be renewed annually.

This application may also have an impact on reducing SNAP errors. Beginning October 1, 2027, states will be required to match SNAP benefits expenses at a rate determined by the SNAP error rate. The state match could be up to 15% of the benefits paid. Kansas is projected to issue over $250 million in SNAP benefits during the period October 1, 2027, through June 30, 2028. Through March 2026, the SNAP error rate was between 6% and 8%. This error rate would require a 5% state match, about $13 million for the nine-month period. Kansas is continuing to work to get the error rate under 6%. There is no match required for state maintaining an error rate of under 6%.

A separate supplemental request is being prepared and submitted for SFY 2027.

How will this increase be implemented and executed?
Additional funds will be used to purchase ongoing licenses for staff to use the Current™ Software.

Objectives:

1. Decrease the time between submission and determination of an application.
2. Timely issuance of benefits to eligible families and individuals.
3. Reduce and eliminate unprocessed work for all programs.
4. Interface with KEES to combine all tasks associated with unprocessed work to ensure all work is captured and processed.
5. Effectively track workload, make staffing assignments and reduce worker data entry.
6. These strategies will reduce the likelihood of errors helping to maintain a SNAP error rate under 6%.

Strategies:
Install and use Current™ Software to manage and monitor eligibility workload to ensure applications for families requesting assistance are processed timely, benefits are issued quickly to eligible families, and unprocessed workloads are reduced and eliminated.

	Current Year	Budget Year	Outyear #1	Outyear #2	Outyear #3
Performance Measures:	FY 2027	FY 2028	FY 2029	FY 2030	FY 2031
Percent of applications processed timely	88%	89%	90%	91%	92%

Expenditures and Financing:

Narrative – DA 400	Agency:	KS Dept. for Children and Families
State of Kansas	Program:	Supplementals/Enhancements
Division of the Budget	Subprogram:	Economic and Employment Services

Item	Current Year FY 2027 (1)	Budget Year FY 2028 (2)	Outyear #1 FY 2029	Outyear #2 FY 2030	Outyear #3 FY 2031
Amazon Web Services Integration to Current	1,000,000	-	-	-	-
Current Software for 800 Users	913,229	944,279	991,493	1,041,068	1,093,121
Total	$1,913,229	$944,279	$991,493	$1,041,068	$1,093,121
Financing					
State General Fund	1,147,583	576,388	605,207	635,468	667,241
CCDF Discretionary	105,661	47,214	49,575	52,053	54,656
Low Income Energy Assistance	146,742	82,247	86,359	90,677	95,211
SNAP Administration Funds	431,502	192,161	201,769	211,857	222,450
IV-E Foster Care	1,900	-	-	-	-
IV-E Adoption Services	13,000	-	-	-	-
TANF Block Grant	66,841	46,269	48,583	51,013	53,563
Total	$1,913,229	$944,279	$991,493	$1,041,068	$1,093,121

(1) Requested as a supplemental for FY 2027.

(2) The state match for SNAP Admin funds increases from 50% to 75% of total expenditures effective October 1, 2026.

Enhancement Package 6 of 12: SNAP Work Requirements Changes to SNAP E&T Program

Description: In July 2025, H.R.1 was passed by Congress and signed by the President. This bill made significant changes regarding work requirements for SNAP recipients. Changes to work requirements, effective October 1, 2025, include:

- Increasing the age of Able-Bodied Adult Without Dependents to 64 (previously it was under 60).
- Changing the exception of those with dependent children to only apply to children under 14 (previously it was 18 or younger).
- Removing work requirement exceptions for people experiencing homelessness, under 24 and aged out of foster care at 18, or veterans. These exceptions were set to expire October 1, 2030.

Other exemptions, including for those who are employed a minimum of 30 hours weekly or earning weekly wages at least equal to the Federal minimum wage multiplied by 30 hours, remain.

Federal SNAP work requirements, for those not exempted, include the following:

- Register for work or be registered by the State agency at the time of application and every 12 months after initial registration.
- Participate, if assigned by the State agency, in a SNAP Employment and Training (E&T) program.
- Participate in a workfare program if assigned by the State agency.
- Provide the State agency with sufficient information regarding employment status or availability for work.
- Report to an employer to when referred by the State agency if the potential employment meets suitability requirements.
- Accept a bona fide offer of employment at a site or plant not subject to a strike or lockout, at a wage equal to the higher of the Federal or State minimum wage or 80 percent of the wage that would have governed had the minimum hourly rate been applicable.
- Do not voluntarily and without good cause quit a job or 30 or more hours a week or reduce work effort to less than 30 hours a week.

How will this impact the Agency's Mission and the Division's Goal?
This enhancement supports the agency's mission of strengthening families by providing food assistance to low-income families.

Why is this increase needed?
Changes at the federal level are projected to impact an estimated 20,977 current SNAP recipients. These previously exempt individuals would be required to meet work requirements to maintain their SNAP benefit.

K.S.A 39-709 was amended during the 2023 session to state the following:

> The Kansas department for children and families shall assign all individuals subject to the requirements established under 7 U.S.C 2015(d)(1) to an employment and training program.

Under Kansas law, all impacted individuals would be assigned to a SNAP E&T program. Kansas transitioned from a primarily voluntary SNAP E&T model to a mandatory model following legislative changes enacted in 2023. The combination of Kansas mandatory E&T and recent federal work requirement changes as increased the number of individuals requiring screening, referral, case management, participation monitoring, transportation and employment and training. Historically, about 9.3% of the individuals impacted by changes to work requirements participated in the SNAP E&T program.

How will this increase be implemented and executed?
DCF is requesting additional funds to fill unfunded positions related to the SNAP E&T program. These positions are needed to manage the increased caseload for SNAP E&T services.

As a result of H.R.1, the average monthly caseload for SNAP E&T services is projected to be 2,100 cases. This includes cases applying for services as well as ongoing case management. A typical caseload for SNAP E&T career navigators is about 100 cases. Currently, there are 18 dedicated caseworker positions in the SNAP E&T program. These 18 positions are supervised by one program manager and one supervisor.

Rather than relying solely on additional case-carrying staff, DCF is proposing a structure that supports both participant services and appropriate program supervision. The program currently has one Program Administrator and one Assistant Director who is also performing Administrator-level supervisory duties. Each currently supervises nine Career Navigators. DCF is requesting funding for (unfunded position numbers will be used):

- Three additional Career Navigators (Human Services Specialists) to support the increased caseload.
- One additional Program Administrator (Public Service Executive) to provide supervisory capacity.

Adding a second Program Administrator allows the two Program Administrators to provide day-to-day supervision of Career Navigators while allowing the Assistant Director to focus on statewide program development, provider expansion, policy implementation, quality assurance, and overall program administration.

The following table details the additional costs associated with this expansion of the SNAP E&T program:

Administrative Costs	SFY2028
Salaries and Benefits	251,471
Standard OOE Per FTE	49,083
Total Costs	**$ 300,554**

Additional funds, as noted, will be needed to accommodate the expected increase in SNAP E&T cases in order to comply with state regulations.

These funds are being requested as state only funds. DCF is allocated two types of federal SNAP E&T funds:

- 100% Administrative Funds require no state match and are used to help cover the administrative costs of operating the SNAP E&T program. These funds cannot be used for participant expenses, direct assistance to program participants.

- 50/50 SNAP E&T funds require the state to provide an equal match for all federal expenditures claimed. States are allocated a specific amount of these funds which may be used for administrative costs or participant expenses.

The federal allocation of 100% SNAP E&T grant funds represents only a portion of the total expenses related to the program. These funds are fully budgeted annually with no new 100% funds available. No funds are available to cover the projected increase in program expenses. DCF has requested additional funds from both sources in the past and will seek additional funds. However, over the past several federal fiscal years, these requests have been denied.

Objectives:

1. Provide SNAP E&T participants with employment and training services that support compliance with applicable work requirements and promote employment and self-sufficiency.

Strategies:

1. Add three Career Navigators to provide case management, participant engagement, referrals and monitoring associated with the increased SNAP E&T caseload.
2. Add one Program Administrator to strengthen supervision and allow the Assistant Director to focus on statewide program development and oversight.

Performance Measures:

Performance Indicator	Current Year FY 2027	Budget Year FY 2028	Outyear #1 FY 2029	Outyear #2 FY 2030	Outyear #3 FY 2031
Percent of SNAP E&T ABAWD clients entering employment	17.00%	19.00%	19.00%	19.00%	19.00%

Narrative – DA 400		Agency:	KS Dept. for Children and Families
State of Kansas		Program:	Supplementals/Enhancements
Division of the Budget		Subprogram:	Economic and Employment Services

Expenditures and Financing:

Item	Current Year FY 2027	Budget Year FY 2028	Outyear #1 FY 2029	Outyear #2 FY 2030	Outyear #3 FY 2031
Expenditures					
Salaries and Benefits	-	251,471	251,471	251,471	251,471
Other Operating Expenses	-	49,083	49,083	49,083	49,083
Total	$0	$300,554	$300,554	$300,554	$300,554
Financing					
State Operations (1000-0013) (1)	-	300,554	300,554	300,554	300,554
Total Financing	$0	$300,554	$300,554	$300,554	$300,554

(1) Funding requested as 100% State General Funds as no additional federal funds are currently available. Additional federal funding will be requested, and federal funds will be used as approved prior to using 100% state funds to cover program expenses

Enhancement Package 7 of 12: Chipped EBT Cards

Description: Funds totaling $1,862,747, including $1,211,158 in SGF, are being requested to implement chipped Electronic Benefit Transfer (EBT) cards. Chipped cards reduce the likelihood of benefits being skimmed by an unauthorized user.

The theft of assistance benefits such as TANF or SNAP through skimming has become an increasing problem. Skimming is the placement of unauthorized devices over real terminals, generally in areas such as ATMs, gas stations, grocery stores, etc. where debit and credit cards are frequently used. When someone swipes a card on an unauthorized device. The device then captures the account information and the personal identification number (PIN) used. This information can then be used later to access or steal the benefits available on the card, resulting in loss of benefits to the household. The Secret Service estimates annual losses in excess of $1 billion across the country.

For the period July 1, 2025, through June 30, 2026, there were two significant instances of skimming of EBT benefits identified by DCF. Funds totaling $163,356 were verified as being stolen from 1,274 households. The potential loss from these incidents was projected to be in excess of $740,000. These figures represent only known incidents.

There are no federal funds available to replace benefits lost in these events. In December 2024, the American Relief Act was signed into place without a provision allowing the replacement of stolen benefits with federal funds. Prior to this date, federal SNAP funds could be accessed to replace benefits which had been lost or stolen.

How will this impact the Agency's Mission and the Division's Goal?
This enhancement request reduces the risk of the loss of benefits through skimming therefore aiding families to become more self-sufficient.

Why is this increase needed?
The incidence of skimming is on the rise. The increase in the frequency of skimming events places more benefit funds at risk. Lost benefits cannot be replaced using federal funds. Households victimized by skimming activity may lose most or all of the awarded benefits for the month.

The use of chipped cards has reduced losses due to skimming. California reported an 85% decrease in stolen benefits after the implementation of chipped cards.

Additionally, there have been discussions at the federal level to move to chipped cards within the next several years. Though the discussions have been ongoing, there has been no indication that additional federal funds would be made available to assist in the transition. Currently

How will this increase be implemented and executed?
DCF will work with its current EBT contractor to move to the distribution and use of chipped cards. Cards currently in use would be replaced with chipped cards. New applicants and recipients would be issued chipped cards.

Narrative – DA 400	Agency:	KS Dept. for Children and Families
State of Kansas	Program:	Supplementals/Enhancements
Division of the Budget	Subprogram:	Economic and Employment Services

Objectives:
1. Reduce the amount of assistance benefits lost to skimming incidents.

Strategies:
Work with the EBT contractor to issue chipped cards to eligible households. Provide education and training to households and merchants regarding the use of chipped cards, as well as other means to protect benefits places on EBT cards.

Performance Measures:

Performance Indicator	Current Year FY 2027	Budget Year FY 2028	Outyear #1 FY 2029	Outyear #2 FY 2030	Outyear #3 FY 2031
Benefits lost to Skimming (1)	-	$ 740,000	$ 111,000	$ 111,000	$ 111,000

(1) The FY 2028 figure represents the estimated losses, not the verified losses. FY 2029 shows an estimated 85% drop in the losses with implementation of chipped cards.

Expenditures					
Contractor Costs for Chipped Cards	-	1,862,747	362,690	362,690	362,690
Total	$0	$1,862,747	$362,690	$362,690	$362,690
Financing					
State Operations (1000-0013)	-	1,211,158	235,821	235,821	235,821
CCDF Discretionary (3028-0522)	-	223,530	43,523	43,523	43,523
SNAP Admin (3311-0410)	-	403,657	78,595	78,595	78,595
TANF (3233-0530)	-	24,402	4,751	4,751	4,751
Total Financing	$0	$1,862,747	$362,690	$362,690	$362,690

Narrative – DA 400	Agency:	KS Dept. for Children and Families
State of Kansas	Program:	Supplementals/Enhancements
Division of the Budget	Subprogram:	Client Service Delivery - Regions

Enhancement Package 8 of 12: Additional Pre-Employment Transition Services Positions

Description: Pre-Employment Transition Services (Pre-ETS) provide early intervention to students with disabilities ages 14–21 through job exploration, counseling, work-based learning, and other services designed to prepare students for employment and greater self-sufficiency. This enhancement requests funding for 12.0 Pre-ETS Specialist positions to expand the availability and capacity of Pre-ETS across Kansas. The additional funds will provide the funding for existing unfunded positions. The additional positions will also reduce the amount of time Vocational Rehabilitation (VR) counselors currently spend providing Pre-ETS services, from approximately 20 percent to 12 percent, allowing counselors to devote more time to other VR services and employment outcomes.

How will this impact the Agency's Mission and the Division's Goal? This enhancement supports the Agency's mission of promoting employment and adult self-sufficiency by providing students with disabilities early access to services that prepare them for successful transition from school to employment or further education. Expanding Pre-ETS capacity will help students develop the skills, knowledge, and experiences needed to achieve competitive, integrated employment and greater independence as adults.

Why is this increase needed? Additional Pre-ETS staffing is needed to expand service capacity and support the agency's requirement to provide 15 percent of VR funding for Pre-ETS. The 12.0 FTE positions will increase the program's ability to meet the demand for Pre-ETS services while reducing the amount of time VR counselors spend providing these services from approximately 20 percent to 12 percent. This will allow VR counselors to focus more of their time on individualized VR services and employment outcomes for eligible clients.

How will this increase be implemented and executed? When the funds are appropriated, the funding will be used to fill the requested positions. The 12.0 FTE Pre-ETS Specialist positions will be distributed evenly across DCF regions to expand statewide access to Pre-ETS. Specialists will provide and coordinate services for students with disabilities, including job exploration, counseling, work-based learning experiences, and other transition activities that support successful movement from school to employment or post-secondary education.

Objectives:
Prepare students with disabilities for successful transition from school to competitive, integrated employment or further education and promote greater self-sufficiency in adulthood.

Strategies:
Expand statewide Pre-ETS capacity by adding dedicated specialists who can provide early employment transition services to students with disabilities. Dedicated Pre-ETS staff will increase access to services while allowing VR counselors to focus on individualized rehabilitation services and employment outcomes.

Narrative – DA 400	Agency:	KS Dept. for Children and Families
State of Kansas	Program:	Supplementals/Enhancements
Division of the Budget	Subprogram:	Client Service Delivery - Regions

Performance Measures:

Performance Indicator	Current Year FY 2027	Budget Year FY 2028	Outyear #1 FY 2029	Outyear #2 FY 2030	Outyear #3 FY 2031
Number of students with disablities who received pre-employment transition services	2,750	2,850	2,850	2,850	2,850

Item	FY 2027	FY 2028	FY 2029	FY 2030
Expenditures				
Salaries	-	769,701	769,701	769,701
Other Operating Expenditures	-	130,642	130,642	130,642
Total	-	$900,343	$900,343	$900,343
Financing				
State Operations (1000-0013)	-	191,773	191,773	191,773
VR Basic Support Grant (3315-0450)	-	708,570	708,570	708,570
Total Financing	-	$900,343	$900,343	$900,343

Narrative – DA 400	Agency:	KS Dept. for Children and Families
State of Kansas	Program:	Supplementals/Enhancements
Division of the Budget	Subprogram:	Economic and Employment Services

Enhancement Package 9 of 12: Increased Legal Work for APS Guardian and Conservator Cases

Description: The 2025 Legislature passed HB 2359. This bill modified K.S.A. 59-30,101. The Kansas Uniform Guardianship and Conservatorship, and Other Protective Arrangements Act became effective on January 1, 2026. The law requires additional information, documentation, and activities when filing for guardianship or conservatorship of an adult. It also requires more extensive research and evaluation to determine whether guardianship or another protective arrangement is appropriate.

How will this impact the Agency's Mission and the Division's Goal?
This enhancement supports the Agency's mission of protecting vulnerable adults by providing the legal resources necessary to ensure guardianship and conservatorship cases are thoroughly evaluated and appropriately addressed in accordance with the new statutory requirements. Adequate attorney staffing will help ensure vulnerable adults receive appropriate protections while maintaining compliance with state law and court requirements.

Why is this increase needed?
The statutory changes to guardianship and conservatorship became effective January 1, 2026, significantly increasing the amount of work required for each case. Attorneys must conduct additional research and complete expanded documentation and administrative activities when determining whether a guardian or conservator is appropriate and when preparing and filing cases with the courts. The time required to complete each case is estimated to have more than doubled. At the same time, the number of guardianship and conservatorship cases has increased.

Additional attorney resources are needed to manage the increased caseload and ensure the required research, evaluation, documentation, and court filings are completed accurately and timely. Without additional staffing, the increased workload will continue to place pressure on existing attorneys and could affect the Agency's ability to process cases within appropriate timeframes

How will this increase be implemented and executed?
The funding will support one attorney in each of DCF's four regions. DCF is requesting only the funding for these positions as currently vacant and unfunded position numbers will be utilized. These positions will provide dedicated legal capacity to address the increased workload associated with guardianship and conservatorship cases and the expanded requirements under HB 2359.

Objectives:
1. Provide services related to guardianship/conservatorships to vulnerable adults.

Strategies:
Funds will be used to fill, currently unfunded, positions to help with the increased caseload and time requirements related to the changes in filing and implementing guardianships/conservatorships for vulnerable adults.

Narrative – DA 400	Agency:	KS Dept. for Children and Families
State of Kansas	Program:	Supplementals/Enhancements
Division of the Budget	Subprogram:	Economic and Employment Services

Performance Measures:

Performance Indicator	Current Year FY 2027	Budget Year FY 2028	Outyear #1 FY 2029	Outyear #2 FY 2030	Outyear #3 FY 2031
Average Monthly Guardian/Conservator Filings	83	113	113	113	113

Expenditures and Financing:

Item	Current Year FY 2027	Budget Year FY 2028	Outyear #1 FY 2029	Outyear #2 FY 2030	Outyear #3 FY 2031
Expenditures					
Salaries and Wages	-	360,636	367,354	367,354	367,354
Other Operating Expenses	-	49,084	43,548	43,548	43,548
Total	-	409,720	410,902	410,902	410,902
Financing					
State Operations (1000-0013)	-	289,949	290,786	290,786	290,786
CCDF Discretionary (3028-0522)	-	12,801	12,841	12,841	12,841
Energy Assistance Block Grant (3305-0350)	-	7,806	7,828	7,828	7,828
SNAP Admin (3311-0410)	-	35,184	35,287	35,287	35,287
Rehab Services (3315-0450)	-	31,663	31,752	31,752	31,752
TANF (3233-0530)	-	24,430	24,500	24,500	24,500
IV-E Foster Care (3337-0419)	-	7,887	7,908	7,908	7,908
Total Financing	$0	$409,720	$410,902	$410,902	$410,902

Narrative – DA 400		Agency:	KS Dept. for Children and Families
State of Kansas		Program:	Supplementals/Enhancements
Division of the Budget		Subprogram:	Rehabilitation Services

KCDHH Enhancement Package 10 of 12: Funding for Kansas Commission for the Deaf and Hard of Hearing for Communication Access Services Position

Description: The Kansas Commission for the Deaf and Hard (KCDHH) requests an additional $79,000 to fund a public service administrator position within KCDHH to assist with Communication Access Services (CAS). This position would provide coordination and support for Emergency Management and Recovery Response, assist in maintaining and expanding the capacity of state agencies and Courts in providing communication access services, and to develop new communication access services.

How will this impact the Agency's Mission and the Division's Goal?
KCDHH advocates for and facilitates equal access to quality, coordinated and comprehensive services that enhance the life of Kansans who are deaf and hard of hearing. Adding resources assures statutory responsibilities set forth in K.S.A. 75-5393 are met, enhancing communication accessibility for deaf and hard of hearing individuals when they receive or participate in state services and programs.

Why is this increase needed?
The additional funds will provide the funding for an existing unfunded position which will administer communication access services to both state agencies and the courts.

How will this increase be implemented and executed?
When funds are appropriated, KCDHH will be able to use this funding to fill the requested position.

Objectives:
1. Equity in communication access for individuals with disabilities.
2. Consistent coordination and technical expertise support to state agencies and courts that are required to provide communication access.
3. Coordination and support for Emergency Management and Recovery Response.
4. Increase interpreters statewide

Strategies:
1. Centralize expert resource support to state agencies and courts.
2. Increase response to direct customer service requests for communication services.

Narrative – DA 400		Agency:	KS Dept. for Children and Families
State of Kansas		Program:	Supplementals/Enhancements
Division of the Budget		Subprogram:	Rehabilitation Services

Performance Measures:

Performance Indicator	Current Year FY 2027	Budget Year FY 2028	Outyear #1 FY 2029	Outyear #2 FY 2030	Outyear #3 FY 2031
Number of new sign language interpreter registrations with the Kansas Commission for the Deaf and Hard of Hearing	85	85	125	145	165

Expenditures and Financing:

Item	Current Year FY 2027	Budget Year FY 2028	Outyear #1 FY 2029	Outyear #2 FY 2030	Outyear #3 FY 2031
Expenditures					
Salaries	-	66,729	66,729	66,729	66,729
Other Operating Expenditures	-	12,271	12,271	12,271	12,271
Total	-	$79,000	$79,000	$79,000	$79,000
Financing					
SGF-State Operations (1000-0013)	-	79,000	79,000	79,000	79,000
Total Financing	-	79,000	$79,000	$79,000	$79,000

Narrative – DA 400		Agency:	KS Dept. for Children and Families
State of Kansas		Program:	Supplementals/Enhancements
Division of the Budget		Subprogram:	Prevention and Protection Services

Enhancement Package 11 of 12: Increased Funding for Tribes

Description: This enhancement requests $369,240 in tribal funding to support increasing Child Welfare Services expenses and strengthen the ability of Kansas Tribes to serve children and families within their communities.

How will this impact the Agency's Mission and the Division's Goal?
The requested funding will help Kansas Tribes address rising child welfare costs and provide services that support the safety, stability, and well-being of Native children and families. Maintaining children within their Tribes and communities, when safe and appropriate, can help avoid the more costly alternative of placement in the state foster care system.

This enhancement supports the Agency's mission to "Support Safe and Quality Living for Children and Families" by strengthening Tribal capacity to provide culturally responsive services and promote safe, stable, and appropriate placements for Native children.

Why is this increase needed?
The increase is needed to address growing child welfare costs and service needs among Kansas Tribes. Several Tribes have experienced increases in the number of children placed in tribal foster care, resulting in increased costs associated with providing child welfare services. For example, one Tribe experienced a 375 percent increase in children in foster care, from 8 children in FY 2024 to 38 children in FY 2025.

Additionally, some counties have historically assisted with costs associated with Child in Need of Care (CINC) case filings; however, some counties have discontinued this practice, resulting in additional financial responsibility for Tribes. Increased funding will provide greater support to Kansas Tribes as they address the growing costs associated with child welfare services and the needs of children and families served within their communities.

How will this increase be implemented and executed?
The agency would increase tribal grant funding for those tribes that are experiencing increased child welfare service-related costs.

Objectives:
Ensure Kansas Tribes have the resources and capacity necessary to provide timely, effective child welfare services to youth and families within their communities, supporting the safety, stability, and well-being of children served in tribal foster care.

Strategies:
Support tribes in Kansas with child welfare increasing costs.

Narrative – DA 400		Agency:	KS Dept. for Children and Families
State of Kansas		Program:	Supplementals/Enhancements
Division of the Budget		Subprogram:	Prevention and Protection Services

Expenditures and Financing:

Item		Current Year FY 2027	Budget Year FY 2028	Outyear #1 FY 2029	Outyear #2 FY 2030	Outyear #3 FY 2031
Expenditures						
Essential Personnel		84,240	84,240	84,240	84,240	84,240
Foster Care Services		200,000	200,000	200,000	200,000	200,000
Other Critical Services		75,000	75,000	75,000	75,000	75,000
Family Assistance Dollars		10,000	10,000	10,000	10,000	10,000
Total		369,240	369,240	369,240	369,240	369,240
Financing						
State Operations	1000-7020	369,240	369,240	369,240	369,240	369,240
Total Financing		$369,240	$369,240	$369,240	$369,240	$369,240

The Agency is also requesting supplemental funding for current year.

Enhancement Package 12 of 12: DCF Vehicle Fleet

Description: State General Funds (SGF) totaling $1,000,000 are requested for FY 2028, and ongoing, to replace aging vehicles within the Department for Children and Families (DCF).

How will this impact the Agency's Mission and the Division's Goal?
DCF maintains a fleet of approximately 350 vehicles that are essential to the delivery of services throughout Kansas. These vehicles enable staff to conduct home visits and investigations related to suspected abuse or neglect, meet with children, families, and individuals, and transport staff and clients as needed. Maintaining an adequate and reliable vehicle fleet supports the Agency's mission by ensuring staff can safely and efficiently reach the individuals and communities they serve. Adequate fleet resources are critical to maintaining timely service delivery and supporting the Division's goals for child safety, family stability, and client well-being.

Why is this increase needed?
DCF needs a safe, reliable, and adequately maintained fleet to ensure staff can complete essential work in a timely manner and safely transport staff and clients.

DCF maintains approximately 350 vehicles. Of these, 78 percent are model year 2018 or older, and 54 percent have more than 100,000 miles. The age and mileage of the fleet increase the likelihood of vehicle breakdowns and costly repairs, reducing vehicle availability and creating additional safety concerns for staff and clients who rely on these vehicles.

Historically, DCF has not had dedicated funding to replace vehicles that are wrecked or severely damaged. As a result, damaged vehicles may remain out of service without adequate resources for replacement, further reducing the availability of safe and reliable transportation.

Additional funding will allow DCF to maintain and replace aging, high-mileage, and severely damaged vehicles, helping ensure staff have dependable transportation to conduct home visits, meet with families and individuals, and perform other essential agency functions safely and efficiently.

A separate supplemental request is being prepared and submitted for SFY 2027.

How will this increase be implemented and executed?
Funds will be used to purchase vehicles to replace aging and high mileage vehicles throughout DCF.

Objectives:
1. Ongoing funding to replace aging and high mileage vehicles with newer, more reliable vehicles.

Strategies:

Narrative – DA 400	Agency:	KS Dept. for Children and Families
State of Kansas	Program:	Supplementals/Enhancements
Division of the Budget	Subprogram:	Economic and Employment Services

Purchase new/newer vehicles to replace older and high mileage vehicles.

Strategies: N/A

Expenditures and Financing:

Item	Current Year FY 2027 (1)	Budget Year FY 2028	Outyear #1 FY 2029	Outyear #2 FY 2030	Outyear #3 FY 2031
Vehcile Replacement	800,000	1,000,000	1,000,000	1,000,000	1,000,000
Total	$800,000	$1,000,000	$1,000,000	$1,000,000	$1,000,000
Financing					
State General Fund (1000-0013)	800,000	1,000,000	1,000,000	1,000,000	1,000,000
Total	$800,000	$1,000,000	$1,000,000	$1,000,000	$1,000,000

(1) Funds requested as a supplemental for FY 2027.

Narrative – DA 400	Agency:	KS Dept. for Children and Families
State of Kansas	Program:	Administration
Division of the Budget	Subprogram:	

PROGRAM OVERVIEW – Administration – 01000

Description Administration provides administrative and support services to enable the Kansas Department for Children and Families (DCF) employees to do their work with adequate resources, facilities, equipment, technology and other supports, while ensuring compliance with federal requirements and state policies. Emphasis is placed on accountability as demonstrated through a focus on ensuring appropriate usage of financial resources; integrity in hiring, personnel management and development; appropriate management and oversight of the agency's technology infrastructure and risk management through the agency's legal and audit functions.

Subprograms Established to Assist with Mission

Executive and Administration– 01030

01031 – Executive Services
Office of the Secretary
Office of Public & Governmental Affairs
01032 – Administration – State Only
01033 – Administration
Office of Financial Management
Administrative Services Unit
01036 – Background Investigations (under the management of Administrative Services)
01037 – Imaging Services (under the management of Administrative Services)

Legal Services – 01050

01051 – Legal Administration
01052 – Fraud Investigations
01053 – Office of Admin Hearings
01054 – Outside Legal Fees
01055 – Disability Investigations Unit

Audits – 01060

01061 – Audit Services

Organizational Health and Development – 01090

01091 – DCF Health and Development
01095 – DCF Health and Development Contracts

Information Technology – 01350

01351 – CIO Office
01352 – IT State Only
01353 – IT Mainframe Usage
01354 – IT Services - OITS
01361 – IT LIEAP
01372 – CCWIS Software Development
01373 – Virtual Call Center
01374 – IT KMIS Modernization Project
01386 – IT Avenues Operations
01387 – KEES Development w/SNAP Bonus

Personnel Services – 01500 (under the management of Organizational Health and Development)

01501 – Personnel Services
01502 – Recruitment and Retention

Reserve Pool and Insurance - 01600

91020 -- Salary and Benefit Reserve Pool

Narrative – DA 400	Agency:	KS Dept. for Children and Families
State of Kansas	Program:	Administration
Division of the Budget	Subprogram:	Executive and Administrative Services

Subprogram Executive and Administrative Services - 01030

Description This subprogram includes expenditures for the Office of the Secretary and Administrative Services. Also included in this subprogram are expenditures for KPERS for retirees returning to work.

Priority 43

Required by Statute Mandatory

Maintenance of Effort or Matching Requirement Matching

Statutory Requirements

- KSA 75-5301 There is hereby created the Kansas Department for Children and Families, the head of which shall be the Secretary for Children and Families. The Governor shall appoint the Secretary for Children and Families, subject to confirmation by the senate as provided in KSA 75-4315b, and amendments thereto, and the Secretary shall serve at the pleasure of the Governor.
- KSA 39-708c(f) Administration operates under the authority granted to the Secretary of the Kansas Department for Children and Families (DCF).
- KSA 75-5316a Secretary may organize department; powers and duties of personnel. (a) As used in this section and KSA 5310, and amendments thereto, “secretary” means the Secretary for Children and Families.

Purpose Provide agency leadership and manage agency fiscal operations.

Consequences of Not Funding Essential executive functions and financial operations basic to the functioning of the agency would not be performed.

Performance Data Not applicable

Expenditure Justification

Salaries (Acct Code 510000)

There are 88.50 funded positions in Executive and Operations.

The following table shows the administration staffing by category.

Program	FY 2026 Approved	FY 2027 Estimate	FY 2028 Estimate	FY 2027 Changes	FY 2028 Changes
Executive	16.00	16.00	16.00	-	-
Administrative Services	58.75	59.50	59.50	0.75	-
Background Investigations	13.00	13.00	13.00	-	-
Total	87.75	88.50	88.50	0.75	-

FY 2027: $6,238,684. All authorized positions are budgeted. The shrinkage rate for FY 2027 is 14.8 percent. This amount includes $70,000 SGF for the KPERS charge for retirees returning to work.

FY 2028: $6,668,495. All authorized positions are budgeted. The shrinkage rate is 14.8 percent. This amount includes $70,000 SGF for the KPERS charge for retirees returning to work.

Other Operating Expenses (Acct Code 520000-540000)

These costs reflect the operating costs necessary to maintain operations for this subprogram.

The following tables detail the significant Other Operating Expenditures accounts.

Communications

Item	FY 2026 Actual	FY 2027 Estimate	FY 2028 Estimate
Central Mail & Postage	37,857	34,837	34,837
Data Services and Telecommunications	7,879	12,376	12,376
Cell Phones	24,712	26,249	26,249
Total	$70,448	$73,462	$73,462

Printing

Item	FY 2026 Actual	FY 2027 Estimate	FY 2028 Estimate
Printing and Advertising	$6,005	$7,834	$7,834

Rents

Item	FY 2026 Actual	FY 2027 Estimate	FY 2028 Estimate
Copiers	21,309	16,167	16,167
Lease and Related Costs	1,719,448	1,674,377	1,674,377
Equipment Rental	74,141	69,800	69,800
Computer Software Rental	304,200	287,141	287,141
Other Rents	202,100	200,798	200,798
Total	$2,321,198	$2,248,283	$2,248,283

Repairs and Servicing

Item	FY 2026 Actual	FY 2027 Estimate	FY 2028 Estimate
Vehicle Repairs and Servicing	9,404	2,018	2,018
Building and Grounds Repair	95,185	93,172	93,172
Computer Software Maintenance	78,182	77,740	77,740
Other Repairs	5,210	6,834	6,834
Total	$187,981	$179,764	$179,764

Travel

Item	FY 2026 Actual	FY 2027 Estimate	FY 2028 Estimate
Travel	$29,247	$33,745	$33,745

Fees -Other Services

Item	FY 2026 Actual	FY 2027 Estimate	FY 2028 Estimate
Acct, Payroll & Budget System Rate	2,299,466	2,328,710	2,328,710
Background/Fingerprint Fees	639,884	644,911	644,911
Job Related Training	3,984	9,351	9,351
Monumental Building Surcharge	419,814	450,820	450,820
Other Fees	1,361	2,259	2,259
Total	$3,364,509	$3,436,051	$3,436,051

Fees – Professional Services

Item	FY 2026 Actual	FY 2027 Estimate	FY 2028 Estimate
Temporary Staffing	400,386	397,533	397,533
Accountant and Auditors	56,823	59,800	59,800
SCRIPTS Contract (1)	288,000	250,000	250,000
Other Fees	65,155	71,613	128,237
Total	$810,364	$778,946	$835,570

(1) SCRIPTS contract requires fewer hours of service in FY 2027 and FY 2028

Other Contractual Services

Item	FY 2026 Actual	FY 2027 Estimate	FY 2028 Estimate
Dues & Subscriptions	116,436	121,206	121,206
Security for DAB	134,000	134,000	134,000
Surety and Bonds	8,277	8,089	8,089
Other Contractual Services	26,795	10,916	10,916
Total	$285,508	$274,211	$274,211

Maintenance and Construction Materials

Item	FY 2026 Actual	FY 2027 Estimate	FY 2028 Estimate
Building Grounds and Materials	2,593	4,284	4,284
Other Equipment Materials Parts	1,225	1,919	1,919
Total	$3,818	$6,203	$6,203

Vehicle Parts and Supplies

Item	FY 2026 Actual	FY 2027 Estimate	FY 2028 Estimate
Fuel Costs	7,793	14,602	14,602
Parts and Supplies	3,213	1,365	1,365
Total	$11,006	$15,967	$15,967

Supplies

Item	FY 2026 Actual	FY 2027 Estimate	FY 2028 Estimate
Stationery and Office Supplies	4,209	7,234	7,234
Other Supplies, Materials and Parts	28,132	11,036	11,036
Total	$32,341	$18,270	$18,270

Capital Outlay

Item	FY 2026 Actual	FY 2027 Estimate	FY 2028 Estimate
Office Furniture and Professional Equipment	75	4,279	4,279
Vehicles	278,691	-	-
IT Equipment (1)	135,439	26,265	26,265
Other	813	-	-
Total	$415,018	$30,544	$30,544

(1) Increase in IT equipment needed in SFY 2026.

FY 2027: $7,103,470. The request is a decrease of $434,073, attributable to a variety of adjustments as detailed above.
FY 2028: $7,160,094. The request is an increase of $56,624 attributable to a variety of adjustments as detailed above.

Narrative – DA 400 State of Kansas Division of the Budget	Agency: Program: Subprogram:	KS Dept. for Children and Families Administration Legal Services

Subprogram Legal Services – 01050

Description The Kansas Department for Children and Families' (DCF) Legal Services provides legal counsel and representation to the program areas and the Secretary, including the coordination of activities related to the Health Insurance Portability and Accountability Act (HIPPA) and the Fraud Investigations unit. DCF Legal Services defends against litigation filed against the agency, covering a broad array of subjects, including but not limited to, alleged violations of constitutional and civil rights, administrative fair hearings, tort liability, malpractice, contract disputes, recoveries, guardianships, declaratory judgment actions and appeals to district and appellate courts. The Fraud Investigations Unit is responsible for coordinating all DCF efforts to combat fraud in every program area of the agency by conducting related audits and investigations, assisting in preparing cases for criminal and civil litigation and implementing efficient fraud-spotting techniques and reporting processes to be followed by appropriate personnel in each program. Beginning in FY 2024, a Memorandum of Understanding was developed between DCF and the Social Security Administration to combat fraud by investigating statements and activities related to suspected disability fraud.

Priority 43

Required by Statute Discretionary

Maintenance of Effort or Matching Requirement Matching

Statutory Requirements

- KSA 75-5310 authorizes the Secretary for the Department for Children and Families to appoint a chief attorney and other attorneys.

Purpose Provide legal services and advice to the Secretary and agency programs.

Consequences of Not Funding DCF would lack legal representation and advice in a broad range of matters.

Performance Data Not applicable

Narrative – DA 400	Agency:	KS Dept. for Children and Families
State of Kansas	Program:	Administration
Division of the Budget	Subprogram:	Legal Services

Expenditure Justification

Salaries (Acct Code 510000)

Legal Services has 14.0 positions. There is also a temporary Legal Intern position which is not included in the FTE count.

The following table shows the administration staffing by category.

Category	FY 2026 Approved	FY 2027 Estimate	FY 2028 Estimate	***Change:*** FY 2027	FY 2028
General Counsel	1.0	1.0	1.0	-	-
Deputy General Counsel	1.0	1.0	1.0	-	-
Chief Investigator	1.0	1.0	1.0	-	-
Attorneys	2.0	2.0	2.0	-	-
Special Investigators	3.0	3.0	3.0	-	-
Legal Assistants	3.0	3.0	3.0	-	-
Public Service Administrator	1.0	1.0	1.0	-	-
Support Staff	2.0	2.0	2.0	-	-
Total	14.0	14.0	14.0	-	-

FY 2027: $1,082,333. All authorized positions are budgeted. The shrinkage rate is 14.8 percent.

FY 2028: $1,140,690. All authorized positions are budgeted. A shrinkage rate of 14.8 percent was applied.

Other Operating Expenses (Acct Code 520000-540000)

These costs reflect the operating and professional service costs necessary to support departmental legal and investigative activities.

The following tables detail the significant Other Operating Expenditures:

Communication

Item	FY 2026 Actual	FY 2027 Estimate	FY 2028 Estimate
Postage and Central Mail	389	288	288
Commercial Phone Service	3,321	2,724	2,724
Cell Phones	3,001	2,880	2,880
Total	$6,711	$5,892	$5,892

Rents

Item	FY 2026 Actual	FY 2027 Estimate	FY 2028 Estimate
Copier Lease	2,174	2,200	2,200
Equipment and Software Rental	869	985	985
Total	$3,043	$3,185	$3,185

Repairs and Servicing

Item	FY 2026 Actual	FY 2027 Estimate	FY 2028 Estimate
Vehicle Maintenance	$3,549	$4,000	$4,000

Travel

Item	FY 2026 Actual	FY 2027 Estimate	FY 2028 Estimate
Travel	$5,439	$18,000	$18,000

Fees – Other Services

Item	FY 2026 Actual	FY 2027 Estimate	FY 2028 Estimate
Research and Clear Checks	53,085	55,800	55,800
Training and Registration Fees	540	4,200	4,200
Other Contracted Services	279	-	-
Total	$53,904	$60,000	$60,000

Fees – Professional Services

Item	FY 2026 Actual	FY 2027 Estimate	FY 2028 Estimate
Office of Administrative Hearings	1,002,096	1,027,149	1,052,828
Outside Legal Counsel	43,236	139,323	139,323
Other Fees	10,489	10,500	10,500
Total	$1,055,821	$1,176,972	$1,202,651

Other Contractual Services

Item	FY 2026 Actual	FY 2027 Estimate	FY 2028 Estimate
Dues and Subscriptions	518	-	-
Vehicle Insurance	1,230	1,230	1,230
Total	$1,748	$1,230	$1,230

Office and Data Processing & Other Supplies

Item	FY 2026 Actual	FY 2027 Estimate	FY 2028 Estimate
Fuel Costs and Automotive Misc	8,340	8,900	8,900
Stationery and Office Suppies	-	100	100
Total	$8,340	$9,000	$9,000

Capital Outlay

Item	FY 2026 Actual	FY 2027 Estimate	FY 2028 Estimate
Computer Equipment and Software	1,459	1,716	1,716

FY 2027: $1,279,995. This is an increase of $139,981 from FY 2026 actuals due mainly to the increased expenses related to the Office of Administrative Hearings.

FY 2028: $1,305,674. The FY 2028 request is an increase of $25,679 from FY 2027 which is due to projected increased costs related to the Office of Administrative Hearings.

Narrative – DA 400	Agency:	KS Dept. for Children and Families
State of Kansas	Program:	Administration
Division of the Budget	Subprogram:	Legal Services

Grants, Aid to Local Governments, and Assistance (Acct Code 550000)

This category reflects Legal Settlements paid.

Grants

Item	FY 2026 Actual	FY 2027 Estimate	FY 2028 Estimate
Claims Settlements	$209,475	$0	$0
Financing			
State General Funds	$36,000	$0	$0
Fee Fund	173,475	-	-
Total	$209,475	$0	$0

FY 2027: No funds are requested for FY 2027. Expenses in FY 2026 were a one-time occurrence and cannot be projected.

FY 2028: No funds are requested for FY 2028.

Narrative – DA 400	Agency:	KS Dept. for Children and Families
State of Kansas	Program:	Administration
Division of the Budget	Subprogram:	Audit Services

Subprogram Audit Services – 01060

Description Audit Services provides agency management with independent and objective financial, compliance and performance audits; reviews; evaluations; and consulting engagements of programs managed or funded by DCF. Audit Services makes recommendations to improve systems, procedures and internal controls and provides services to safeguard resources, promote programs, reduce or minimize risk and ensure compliance with laws, regulations, policies and procedures.

Audit Services also has responsibility for leading, developing and administering projects and reporting regarding the Child Welfare Settlement Agreement for and across three Executive Branch agencies of DCF, Kansas Department for Aging and Disability Services (KDADS) and Kansas Department of Health and Environment (KDHE). This includes preparing written and oral reports and presentations to leadership and stakeholders, and preparing performance information on accountability processes, practice improvements and outcomes in child welfare and children's mental health.

Priority 43

Required by Statute Discretionary

Maintenance of Effort or Matching Requirement Matching

Statutory Requirements

- KSA 75-5316a authorizes the Secretary to organize the agency and appoint personnel and division heads.

Purpose Provide objective, relevant and timely consultation and information to improve the agency's operations.

Consequences of Not Funding DCF would lose resources to monitor and evaluate operations.

Performance Data Not applicable

Narrative – DA 400		Agency:	KS Dept. for Children and Families
State of Kansas		Program:	Administration
Division of the Budget		Subprogram:	Audit Services

Expenditure Justification

Salaries (Acct Code 510000)

Audit Services has 16 positions. There are also two part-time temporary Auditor positions not included in the FTE count.

The following table shows the staffing by category.

Category	FY 2026 Approved	FY 2027 Estimate	FY 2028 Estimate	***Change:*** FY 2027	FY 2028
Director	1.0	1.0	1.0	-	-
Deputy Director	1.0	1.0	1.0	-	-
Audit Managers	3.0	3.0	3.0	-	-
Auditors	11.0	11.0	11.0	-	-
Total	16.0	16.0	16.0	-	-

FY 2027: $1,212,666. All authorized positions are budgeted. A shrinkage rate of 14.8 percent was applied.

FY 2028: $1,278,745. All authorized positions are budgeted. A shrinkage rate of 14.8 percent was applied.

Other Operating Expenses (Acct Code 520000-540000)

These costs reflect the operating and professional service costs necessary to support audit activities.

The following table details the significant Other Operating Expenditures:

Communication

Item	FY 2026 Actual	FY 2027 Estimate	FY 2028 Estimate
Cell Phones and Related Communications	7,539	7,800	7,800
Copier Lease	1,439	1,475	1,475
Software Licenses - TeamMate	30,438	34,625	34,625
Travel	164	500	500
Job Related Training	3,360	3,763	3,763
Professional Fees for Contracted Auditing Services (1)	69,218	75,000	75,000
Yellow Book Review (2)	27,481	-	-
Office Supplies and Equipment	85	200	200
Other Professional Supplies	-	200	200
Computer Equipment	1,909	2,496	2,496
Total	$141,633	$126,059	$126,059

(1) Contract staff used to perform audit and rate setting activities, as needed.
(2) One-time funding requested for Yellow Book Audit to meet Government Audit Standards.

FY 2027: $126,059. The FY 2027 request is a decrease from FY 2026 of $15,574. This decrease is related to the one-time Yellow Book review completed during Fy 2026. The decrease is partially offset by increased costs for the TeamMate software and the contract for audit services.

FY 2028: $126,059. This request is consistent with FY 2027.

Subprogram Organizational Health and Development – 01090

Description Organizational Health & Development (OHD) supports and strengthens the capacity of each DCF employee and the culture that sustains them. The essential elements of capacity, effectiveness and leadership are the starting point of OHD efforts. Online learning via an updated Learning Management System (LMS) enables DCF to make mandatory training courses available to employees at all hours. These trainings provide employees with a needed understanding of required policies, procedures and regulatory standards. Beyond these foundational elements, OHD helps employees expand their capacity. The subject matters offered through additional online and in-person trainings cover a broad array of topics which contribute to the employee's personal and professional development. Wellbeing and leadership development are just a few of the initiatives that drive OHD's work. As a result, OHD has developed specific training opportunities around maximizing personal well-being, leadership and team strengths training. Given the growing importance of remote learning, OHD continues to provide resources that aid DCF employees with technology training. Beyond compliance, DCF is committed to developing a highly effective culture of engaged employees. Consequently, employees are able to, through training, coaching and practice, develop a capacity to manage themselves and engage others more effectively. OHD also internally oversees the office of Personnel Services (01500).

Priority 43

Required by Statute Discretionary

Maintenance of Effort or Matching Requirement Matching

Statutory Requirements

- KSA 75-5316a authorizes the Secretary to organize the agency and appoint personnel and division heads.

Purpose Enhance the capacity of DCF to provide services for Kansas families through training and staff development.

Consequences of Not Funding The capacity to provide staff development opportunities and training on critical topics would be eliminated. This, in turn, would reduce services and/or increase risks to our clients while potentially jeopardizing federal funding sources.

Performance Data Not applicable

Narrative – DA 400	Agency:	KS Dept. for Children and Families
State of Kansas	Program:	Administration
Division of the Budget	Subprogram:	Organizational Health and Development

Expenditure Justification

Salaries (Acct Code 510000)

OHD has 10 positions.

The following table shows the administration staffing by category.

Category	FY 2026 Approved	FY 2027 Estimate	FY 2028 Estimate	***Change:*** FY 2027	FY 2028
Director	1.0	1.0	1.0	-	-
Deputy Director	1.0	1.0	1.0	-	-
Public Service Administrator	3.0	3.0	3.0	-	-
Staff Development Specialist	3.0	3.0	3.0	-	-
Program Consultant	2.0	2.0	2.0	-	-
Total	10.0	10.0	10.0	-	-

FY 2027: $693,018 All authorized positions are budgeted. The shrinkage rate is 14.8 percent was applied.

FY 2028: $728,990 All authorized positions are budgeted. A shrinkage rate of 14.8 percent was applied.

Other Operating Expenses (Acct Code 520000-540000)

These costs reflect the operating and professional service costs necessary to provide training for agency personnel.

The following tables detail the significant Other Operating Expenditures accounts:

Communication

Item	FY 2026 Actual	FY 2027 Estimate	FY 2028 Estimate
Central Mail	324	550	550
Commercial Phone Service & Cell Phones	4,000	4,100	4,100
Total	$4,324	$4,650	$4,650

Rents

Item	FY 2026 Actual	FY 2027 Estimate	FY 2028 Estimate
Building and Software Rentals	$6,328	$12,150	$12,150

Repairs and Servicing

Item	FY 2026 Actual	FY 2027 Estimate	FY 2028 Estimate
Repairs, Service and Maintenance	$0	$500	$500

Travel

Item	FY 2026 Actual	FY 2027 Estimate	FY 2028 Estimate
Travel (1)	$27,205	$45,900	$45,900

(1) Occupational Health and Development continues to increase the support and training offered and given to DCF staff. This increase in support and training continues to increase travel costs as many of these training courses are offered in person at DCF staff locations.

Fees – Other Services

Item	FY 2026 Actual	FY 2027 Estimate	FY 202 Estimate
Software Licenses and Other Fees	99,951	94,920	82,500
Training and Conference Registration Fees	45,442	48,000	48,000
Total	$145,393	$142,920	$130,500

Fees – Professional Services

Item	FY 2026 Actual	FY 2027 Estimate	FY 2028 Estimate
Consulting Fees		15,000	15,000
Leadership Development	-	39,000	39,000
ELearning - Online Classes	-	20,000	20,000
Lead for Change Training	-	30,000	30,000
Gallup Strengths Training	59,990	60,000	60,000
Mental Health First Aid (MHFA) (1)	2,000	-	-
Organization Survey and Eval (2)	23,630	-	-
Coaching Program (3)	-	50,000	50,000
Other Training Webinars/Conferences	-	25,000	35,000
Interpreter Services	-	5,000	5,000
Critical Incident Debriefing	77,250	63,655	63,800
Total (4)	$162,870	$307,655	$317,800

(1) Mental Health First Aid (MHFA) has been moved to account code 536900.
(2) Occupational Health and Development team undertook an organizational survey and evaluation to determine the continued needs of the organization and any gaps that staff have with the training currently offered. This was a onetime cost.
(3) This intense individual coaching is customized to the individual needs and meeting the staff's individual goals.
(4) Upon completion of the survey and evaluation in FY 2026, to address those needs, there is an expectation that staff may need additional training and webinars in FY 2027 that are not currently addressed.

Other Contractual Services

Item	FY 2026 Actual	FY 2027 Estimate	FY 2028 Estimate
Dues and Subscriptions	$1,008	$2,000	$2,000

Commodities

Item	FY 2026 Actual	FY 2027 Estimate	FY 2028 Estimate
Fuel	15	250	250
Other Professional & Scientific Supplies/Materials	14,213	18,000	18,000
Stationery and Office Supplies	542	1,500	1,500
Other Materials, Supplies and Fuel Cost	1,006	1,350	1,350
Total	$15,776	$21,100	$21,100

Capital Outlay

Item	FY 2025 Actual	FY 2026 Estimate	FY 2027 Estimate
Library Books and Materials	-	1,500	1,500
Equipments, Accessories and Software	-	2,000	2,000
Total	$0	$3,500	$3,500

FY 2027: $540,375 This is an increase of $177,371 over FY 2026 actuals. In 2026, OHD contracted with the University of Kansas Center for Research to undertake an organizational survey and evaluation to determine the continued needs of the organization and find any gaps that staff have with the training currently offered. The primary contributing factors to this increase are due to implementation from what was learned from the evaluation of the survey results as the program is focused on the continued support of DCF staff in the coming years with a focus on meeting the staff's ongoing training needs.

FY 2028: $538,100. This request is a decrease of $2,275 from FY 2027.

Subprogram Information Technology Services – 01350

Description Information Technology Services (ITS) is responsible for managing agency-wide information technology systems, which includes:

- Reporting on required projects to the Kansas Information Technology Office.
- Aligning processes with internal customers.
- Providing strategic planning of information technology to ensure alignment with the agency business units.
- Developing and maintaining the core information systems that support the agency's business units and programs.
- Supporting business users by implementing and maintaining the core network infrastructure for the agency.
- Providing security for all information technology resources.

Priority 43

Required by Statute Mandatory

Maintenance of Effort or Matching Requirement Matching

Statutory Requirements

- KSA 75-7205 authorizes the Office of Information Technology (OITS) to monitor, coordinate and direct information technology policies and plans within state agencies.

Purpose Manage the agency-wide information technology system.

Consequences of Not Funding The elimination of ITS would debilitate agency operations. All major Kansas Department for Children and Families (DCF) programs rely on state-wide automated systems. Most of the agency's communication relies on electronic connectivity.

Performance Data Not applicable

Expenditure Justification

Salaries (Acct Code 510000)

Information Technology Services has 78.0 positions.

Category	FY 2026 Approved	FY 2027 Estimate	FY 2028 Estimate	***Change:*** FY 2026	FY 2027
Executive	4.0	4.0	4.0	-	-
Accountant	1.0	1.0	1.0	-	-
Applications Development	10.0	12.0	12.0	2.0	-
Applications Support	2.0	2.0	2.0	-	-
Database Administration	3.0	3.0	3.0	-	-
IT Security	1.0	1.0	1.0	-	-
Management Analyst	14.0	16.0	16.0	2.0	-
Network	1.0	-	-	(1.0)	-
Program Consultant	11.0	11.0	11.0	-	-
Project Management	6.0	5.0	5.0	(1.0)	-
Public Services	2.0	1.0	1.0	(1.0)	-
Systems Software	8.0	8.0	8.0	-	-
Tech Support	13.0	14.0	14.0	1.0	-
Total	76.0	78.0	78.0	2.0	-

FY 2027: $8,749,672. All authorized positions are budgeted. The total includes salaries from the Kansas Department of Health and Environment (KDHE) for positions that support non-medical KEES Operations and Maintenance. The total also includes 10.0 positions and salaries to support the CCWIS Project (counted as Program Consultants above).

FY 2028: $9,146,583. All authorized positions are budgeted.

Other Operating Expenses (Acct Code 520000-540000)

These costs reflect the operating and professional service costs necessary for ITS to support DCF. Contractual services are costs directly associated with providing staff the tools and support necessary to complete daily tasks essential to agency-wide operations. Examples include email software licenses, enterprise infrastructure, and software and hardware maintenance agreements on items such as the agency's software tools, firewalls, email services, network equipment, virtual private network (VPN) security, etc. The maintenance agreements are necessary to receive current versions of software as well as technical support from the vendor. The remaining major expenses in this category include office space rent for ITS at the New England Building, OITS services (Data Services, Telecom, Data Center and Mainframe), and the Virtual Contact Center (VCC) phone expenses. Capital outlay expenditures are for the continued replacement of computer infrastructure to maintain the current level of service for the business units.

The following tables detail the significant Other Operating Expenditures:

Communications

Item	FY 2026 Actual	FY 2027 Estimate	FY 2028 Estimate
Postage and Central Mail	46	46	46
Data Services and Telecommunications (1)	3,688,263	3,626,622	3,626,622
Commercial Phone Service	8,218	8,304	8,304
Commercial Phone Service - KEES	2,463	6,870	7,293
Cell Phones	30,902	30,854	30,854
Total	$3,729,892	$3,672,696	$3,673,119

(1) Reflects rate reduction for OITS Telecom billing in FY 2027 and FY 2028.

Rents

Item	FY 2026 Actual	FY 2027 Estimate	FY 2028 Estimate
Copiers	8,475	8,476	8,476
Copiers - KEES	3,501	3,500	3,500
Building Rent	311,260	311,262	311,262
Building Rent - KEES	71,313	106,314	106,314
Equipment Rental	3,466	2,685	2,685
Computer Software	868,777	735,144	740,464
Computer Software - Mainframe	224,331	224,376	224,376
Computer Software - KMIS (1)	75	162,483	974,900
Computer Software - KEES	431,804	486,724	483,184
Other Rents	7,201	7,200	7,200
Other Rents - KEES	4,001	16,000	16,000
Total	$1,934,204	$2,064,164	$2,878,361

(1) Higher costs starting in FY 2028 due to expected first full year of new KMIS system.

Repairs and Servicing

Item	FY 2026 Actual	FY 2027 Estimate	FY 2028 Estimate
Building and Grounds Repair	23,506	23,497	23,497
Software Maintenance and Service (1)	2,018,698	2,333,324	2,998,629
Software Maint. and Service - KEES (2)	-	43,428	-
Other Repairs and Servicing	1,131	-	-
Total	$2,043,335	$2,400,249	$3,022,126

(1) Budgeted higher due to inflation and timing issue for next CA renewal in FY 2028.
(2) Non-recurring upgrade in FY 2027.

Travel

Item	FY 2026 Actual	FY 2027 Estimate	FY 2028 Estimate
Travel	$16,208	$11,371	$11,371
Travel - CCWIS	$24,812	$24,357	$24,357
Travel	$41,020	$35,728	$35,728

Fees – Other Services

Item	FY 2026 Actual	FY 2027 Estimate	FY 2028 Estimate
Reimbursements to OITS (1)	4,113,682	3,562,056	6,128,429
Reimbursements to OITS - Mainframe (2)	4,670,370	4,758,241	4,758,241
Reimbursements to OITS - CCWIS (3)	116,086	231,972	231,972
Reimbursements to OITS - KMIS (3)	99,000	79,200	-
Reimbursements to OITS - KEES	-	22,326	23,219
Desktop as a Service (4)	920,830	940,000	940,000
Other Fees	123,053	123,053	123,053
Other Fees - KEES	-	9,607	9,991
Other Services	7,933	35,000	35,000
Other Services - CCWIS (5)	8,096	50,000	50,000
Total	$10,059,050	$9,811,455	$12,299,905

(1) Includes Data Center as a Service (DCaaS), Office 365, IT Security and Chief Information Officer (CIO) Billing. Budgeted lower in FY 2027 because new DCaaS Storage costs removed and requested as a one-time supplemental. Budgeted higher in FY 2028 because DCaaS fully funded with over 60% higher billing rates per the budget indices.

(2) Budgeted higher due to budget indices for Mainframe utilization; DCF needs guidance from OITS to calculate indices change for FY 2028.
(3) Quarterly OITS Project Management fees for CCWIS and KMIS projects.
(4) Includes annual hardware rental fees for agency laptops and tablets.
(5) CCWIS budgeted by Account Code starting in FY 2027.

Fees – Professional Services and Other Contractual Services

Item	FY 2026 Actual	FY2027 Estimate	FY 2028 Estimate
IT Staff Augmentation (1)	1,974,081	2,579,361	2,573,261
IT Staff Augmentation - CCWIS	487,054	585,022	585,022
IT Staff Augmentation - LIEAP	8,361	8,438	8,438
IT Staff Augmentation - KMIS	189,919	206,430	149,416
IT Staff Augmentation - KEES	600,000	600,000	600,000
Information Systems Consulting (1)	345,673	392,691	392,691
Information Systems Consulting - LIEAP	-	-	-
Information Systems Consulting - CCWIS	-	-	-
Information Systems Consulting - KMIS	58,891	57,649	-
Information Systems Consulting - KEES	88,884	40,830	42,872
IT Consulting Services Other	-	-	-
IT Consulting Services Other - CCWIS (2)	33,861,378	18,843,898	18,793,910
IT Consulting Services Other - KMIS (3)	1,201,643	703,148	-
Other Fees Prof. Services - Switches (4)	10,838	-	-
Other Fees Prof. Services - KEES LIEAP (5)	-	675,000	675,000
Other Fees Prof. Services - VCC	1,945,002	1,945,000	1,945,000
Other Fees Prof. Services - KEES (6)	12,909,975	13,016,651	13,003,036
Other Contractual Services	41,325	41,300	41,300
Other Contractual Services - KEES	199	200	200
Total	$53,723,223	$39,695,618	$38,810,146

(1) Budgeted based on full year projections for IT Staff Augmentation and IS Consulting.
(2) CCWIS contract fully executed in July 2025 and firm fixed price deliverables encumbered in FY 2026.
(3) KMIS Modernization contract fully executed in January 2025 and expected to finish in early FY 2028.
(4) Non-recurring FY 2026 expenditure.
(5) Zero 100% federally funded KEES LIEAP Change Requests (CRs) in FY 2026. Budget estimates based on historical LIEAP CRs.
(6) Additional funding approved in FY 2026 to support ongoing product upgrades and reduce SNAP payment error rates.

CCWIS Budget

	FY 2023	FY 2024	FY 2025	FY 2026	FY 2027	FY 2028	FY 2029
Approved Budget	13,188,560	4,000,000	21,116,517	21,145,107	21,145,107	21,145,107	21,145,107
Re-appropriation	-	20,000,000	-	15,364,042	-	-	-
Enhancement	-	-	-	-	-	-	-
Revised Budget (1)	13,188,560	24,000,000	21,116,517	36,509,149	21,145,107	21,145,107	21,145,107
Actual/Projected Expenditures	1,451,351	2,221,636	2,288,329	35,385,726	21,145,107	21,145,107	21,145,107
Surplus/(Deficit)	11,737,209	21,778,364	18,828,188	1,123,423	-	-	-

(1) The above figures reflect All Funds (AF). The applicable SGF is 50 percent. FY 2026 Actuals include encumbrances for the firm fixed price deliverables in the Development contract and the IV&V contract.

Utilities

Item	FY 2026 Actual	FY 2027 Estimate	FY 2028 Estimate
Electricity	44,399	69,000	69,000
Natural Gas	11,199	23,000	23,000
Water	4,600	5,500	5,500
Solid Waste Charges	1,351	1,378	1,378
Total	$61,549	$98,878	$98,878

Commodities

Item	FY 2026 Actual	FY 2027 Estimate	FY 2028 Estimate
Computer System Parts and Materials	6,606	1,933	1,933
Fuel	66	1,865	1,865
Office Supplies	217	3,483	3,483
Other Commodities (1)	24,401	2,719	2,719
Total	$31,290	$10,000	$10,000

(1) Non-recurring purchase in FY 2026.

Capital Outlay

Item	FY 2026 Actual	FY 2027 Estimate	FY 2028 Estimate
IT Equipment (1)	578,843	167,500	167,500
IT Equip. - Desktop as a Service Acc.	39,160	15,000	15,000
Total	$618,003	$182,500	$182,500

(1) FY 2026 reflects non-recurring server replacement project; Budget reflects historical base for IT Capital.

FY 2027: $57,971,422. The overall decrease of $14,270,660 is primarily due to CCWIS contracts ($14,762,420), Data Center as a Service (DCaaS) storage supplemental ($876,000), KMIS contracts ($498,495), and non-recurring IT Equipment purchases ($411,343). The decreases were partially offset by higher software maintenance and indices ($639,000), KMIS software fees ($162,408), IT Staff Augmentation ($605,280), KEES ($781,676), and OITS PM Fees ($118,412).

Expenditures include $853,660 for IT security which is a $181,924 increase compared to FY 2026 due to a partial year of extended maintenance for switches replaced in FY 2024. IT security costs encompass multiple account codes and appear throughout the various categories.

FY 2028: $61,010,897. The requested increase of $3,039,475 is primarily due to Data Center as a Service (DCaaS) storage ($876,000) and software costs and indices ($2,355,678). The increases were partially offset by a CCWIS staffing adjustment ($49,988), KMIS ($84,594), and various smaller reductions.

Expenditures include $942,099 for IT security which is an $88,439 increase compared to FY 2027 due to a full year of extended maintenance for network switches replaced in FY 2024.

Subprogram Personnel Services – 01500

Description Personnel Services provides traditional personnel support to all Kansas Department for Children and Families (DCF) staff. The program places priority on quality employee service and enhancing recruitment, retention and engagement of staff. This unit assists the agency in succession planning as well as promoting a healthy work environment. Effective March 3, 2011, by Executive Order No. 11-04, the duties of Personnel Services transferred to the Kansas Department of Administration. Funding for this program remains with DCF. Personnel Services is overseen internally by Organizational Health & Development (01090).

Priority 43

Required by Statute Mandatory

Maintenance of Effort or Matching Requirement Matching

Statutory Requirements

- KSA 39-708(c) authorizes DCF to cooperate with the federal government to qualify for federal funds.
- KSA 75-3702j authorizes the Secretary of Administration to centralize personnel duties and functions, among other functions.

Purpose Provide employee services, enhance recruitment and retention and increase staff engagement.

Consequences of Not Funding Basic personnel functions could not be performed.

Performance Data Not applicable

Expenditure Justification

Salaries (Acct Code 510000)

Personnel Services has 9 positions. The reduction of one staff position occurred with a reorganization and streamlining of internal processes which allowed the reduction of an FTE.

The following table shows the administration staffing by category.

Category	FY 2026 Approved	FY 2027 Estimate	FY 2028 Estimate	***Change:*** FY 2027	FY 20278
Director	1.0	1.0	1.0	-	-
Human Resource Professional	5.0	6.0	6.0	1.0	-
Public Service Administrator	1.0	1.0	1.0	-	-
Administrative Specialist	3.0	1.0	1.0	(2.0)	-
Total	10.0	9.0	9.0	(1.0)	-

FY 2027: $593,869 All authorized positions are budgeted. The shrinkage rate is 14.8 percent was applied.

FY 2028: $629,616 All authorized positions are budgeted. A shrinkage rate of 14.8 percent was applied.

Other Operating Expenses (Acct Code 520000-540000)

These costs reflect the operating and professional service costs necessary to support this subprogram.

The following tables detail the significant Other Operating Expenditures:

Communication

Item	FY 2026 Actual	FY 2027 Estimate	FY 2028 Estimate
Central Mail	229	250	250
Cell Phones	2,843	3,000	3,000
Total	$3,072	$3,250	$3,250

Printing and Freight Service

Item	FY 2026 Actual	FY 2027 Estimate	FY 2028 Estimate
Printing & Advertising Expenses	6,037	4,500	5,000
Freight and Other Expenses	499	600	600
Total	$6,536	$5,100	$5,600

Rents, Repairs and Maintenance

Item	FY 2026 Actual	FY 2027 Estimate	FY 2028 Estimate
Rents (1)	124,788	132,250	132,250
Repairs and Maintenance	-	200	200
Total	$124,788	$132,450	$132,450

(1) Increase of $9,217 over the FY 2026 actual costs is for continued increase in rents, including the software rental for Indeed and building space or booth rent at recruitment events.

Travel

Item	FY 2026 Actual	FY 2027 Estimate	FY 2028 Estimate
Travel	$591	$2,050	$2,050

Other Fees

Item	FY 2026 Actual	FY 2027 Estimate	FY 2028 Estimate
Recruitment Expenses	32,908	20,000	20,000
Training & Conference Registration	2,771	14,500	14,500
Other Fees	2,502	4,050	4,050
Total	$38,181	$38,550	$38,550

Other Contractual Services

Item	FY 2026 Actual	FY 2027 Estimate	FY 2028 Estimate
License Fees (1)	11,874	35,000	35,000
Employee Awards	500	750	750
Other Contractual Services	-	3,000	3,000
Total	$12,374	$38,750	$38,750

(1) Increase in cost of retention activities which includes license application, exam cost and renewal fees for social workers and the move of the renewal fees for attorneys from legal. This cost can vary from year to year and is budgeted based on this variation.

Commodities

Item	FY 2026 Actual	FY 2027 Estimate	FY 2028 Estimate
Stationery and Office Supplies	2,161	500	500
Supplies, Materials and Fuel Cost	56	2,250	2,250
Recruitment Supplies	34,828	35,075	35,075
Total	$37,045	$37,825	$37,825

Capital Outlay

Item	FY 2026 Actual	FY 2027 Estimate	FY 2028 Estimate
IT Equipment and Software	$0	$2,000	$2,000

FY 2027: $259,975. This is an increase of $37,888 over FY 2026 actuals. This includes an increase cost of recruitment and retention, and license fees as noted in the tables above.

FY 2028: $260,475. The request is consistent with FY 2027 with the addition of $500.00 for printing increases.

.

Subprogram	Reserve Pool and Insurance -- 01600
Description	This program was established to budget positions with no immediate plans to fill, since DCF does not have the funds required for filling.
Priority	N/A
Required by Statute	None
Maintenance of Effort or Matching Requirement	None
Statutory Requirements	None
Purpose	Tracking of unfunded positions.
Consequences of Not Funding	None

Expenditure Justification

Salaries (Acct Code 510000)

There are currently 92 unfunded positions in this program.

FY 2027: $0

FY 2028: $0.

Narrative – DA 400	Agency:	KS Dept. for Children and Families
State of Kansas	Program:	SPARK Expenditures
Division of the Budget	Subprogram:	SPARK Expenditures

PROGRAM OVERVIEW – SPARK Expenditures A0000

The State established the SPARK Expenditures Program. as the repository of all agency expenditures associated with the pandemic. It is also used to record agency expenditures from Coronavirus Relief Fund allocations authorized by the Office of Recovery.

Goals

1. To target Kansan's needs which are not met by existing federal grants or programs.
2. Enhance and improve infrastructure to spur economic development and workforce growth.

Subprograms Established to Assist with Mission

A0074 – Community Resource Capacity

Narrative – DA 400 State of Kansas Division of the Budget	Agency: Program: Subprogram:	KS Dept. for Children and Families SPARK Expenditures Community Resource Capacity

Subprogram Community Resource Capacity – A0074

Description The expenditures in this program are ARPA State and Local Fiscal Recovery Fund allocations to DCF from the Office of Recovery. This program is designed to accelerate community capacity in health and education programs through one-time funding for programs and facilities serving children or providing enrichment programs. Funds may be utilized for enhancing facilities and expanding projects for organizations that provide health, education and/or early childhood services to Kansans.

DCF received separate pandemic grants associated with federal programs operated by the agency. These grants were included in the major pandemic acts passed by Congress, such as the CARES Act, the Consolidated Appropriations Act, and the American Recovery Plan Act. These bills included funding for food assistance, child care, utility assistance, TANF, and child welfare services. The expenditures from federal pandemic grants received directly by DCF are spent in the agency's programs. They are not included in this program.

Priority 42

Required by Statute Discretionary

Maintenance of Effort or Matching Requirement --

Statutory Requirements

- American Rescue Plan Act Public Law 117-328 (2021), Division LL.

Purpose Mitigate the effects of the COVID-19 virus.

Consequences of Not Funding The effects of the pandemic on clients and DCF operations would be more severe.

Performance Data Not available.

Narrative – DA 400	Agency:	KS Dept. for Children and Families
State of Kansas	Program:	SPARK Expenditures
Division of the Budget	Subprogram:	Community Resource Capacity

Expenditure Justification

Grants, Aid to Local Governments, and Assistance (Acct Code 550000)

Grants were made available to local government agencies, and not-for-profit and for-profit (as allowable by federal regulations) organizations. Grantees may include early care education centers, health centers, faith-based programs and community organizations.

Aid to Local Units

Item	Award Amount (1)	Prior Years Actual	FY 2026 Actual (2)	FY 2027 Estimate
Phillips Fundamental Learning	7,811,573	6,499,730	1,311,843	-
Unite Us	7,409,435	2,865,064	3,345,600	1,198,771
Community Green Farms	1,055,000	1,048,339	6,661	-
Children First	598,742	598,742	-	-
Kansas CASA	376,030	193,833	171,534	10,663
Children's Discovery	333,655	333,655	-	-
Larned State Hospital	213,376	-	113,374	100,002
Kansas CASA WY/JO Counties	125,000	101,882	23,118	-
Parsons State Hospital	77,189	-	41,189	36,000
Total	$18,000,000	$11,641,245	$5,013,319	$1,345,436

(1) A total of $18 million in SPARK funds were awarded to DCF. These funds were granted to eligible applicants through a Requests for Proposals process.in which the grantees specified how their proposal would meet the program objectives, including spurring economic development and workforce growth. The program started July 1, 2023. All funds must be obligated by December 31, 2024, and liquidated by September 30, 2026.

(2) Actuals include encumbered amounts for FY 2026 services which may still be pending invoice receipt and payment.

FY 2027: $1,345,436. The request for FY 2027 represents the balance of available funding not expended in prior years. Funds are expected to be fully liquidated by September 30, 2026.

FY 2028: No funds are requested for FY 2028.

Narrative – DA 400	Agency:	KS Dept. for Children and Families
State of Kansas	Program:	Child Support Services
Division of the Budget	Subprogram:	

PROGRAM OVERVIEW – Child Support Services - 24800

Established in 1975 under Title IV-D of the Social Security Act, Child Support Services (CSS) is a state administered multi-faceted program. The mission of the program has evolved since its inception. The current focus is to pass through as much collected support as possible to families. This is a change from the original focus as a cost recovery program. CSS provides children a long-term solution by identifying legal parentage and establishing and enforcing a parent's legal child and medical support obligation.

CSS core responsibilities include the following: establishment of parentage, child and medical support by court order; enforcement and modification of child support orders; and engagement with employers regarding income withholding. CSS is a state administered IV-D program and is supported by the Kansas Payment Center which collects and distributes child support payments. CSS also contracts with a full-service vendor that provides case management and operations services. All services are available at no cost to families. The program automatically serves families receiving Temporary Assistance for Needy Families, Food Assistance, Child Care Assistance, foster care, and medical benefits.

Goals

1. Improve the financial stability of children by establishing parentage and appropriately sized financial and medical support orders for each family unit.
2. Recognize that each family unit is different but that children need financial stability which is a reliable, regular and consistent source of financial support from a parent who has a court order to provide it.
3. Ensure timely, reliable and consistent collection and distribution of payments to families.
4. Remove barriers identified by entities with which CSS comes into contact that have a direct impact on the establishment, collection or distribution of financial or medical support.

Subprograms Established to Assist with Mission

24810 – Child Support Administration

Narrative – DA 400	Agency:	KS Dept. for Children and Families
State of Kansas	Program:	Child Support Services
Division of the Budget	Subprogram:	Child Support Administration

Subprogram

Child Support Administration – 24810

Description

Child Support Services (CSS) was established in 1975 under Title IV-D of the Social Security Act. Since its inception, CSS IV-D program has evolved into a full-service family support program. Kansas CSS program provides a variety of services including parent location; establishment of legal parentage; the establishment, enforcement and modification of child and medical support court orders; and the collection and distribution of child support payments. Although mandatory cooperation with the CSS Program is required for recipients of Temporary Assistance for Needy Families (TANF), Supplemental Nutrition Assistance Program (SNAP), and child care assistance, CSS services are available to anyone who enrolls for services. Kansas uses both judicial and administrative methods to enforce court orders.

Priority

6

Required by Statute

Mandatory

Maintenance of Effort or Matching Requirement

MOE and Matching

Statutory Requirements

- 42 U.S.C. 651-669(b) authorizes the Federal Child Support Enforcement Program and establishes requirements for State programs regarding locating noncustodial parents, establishing paternity and obtaining child support.
- KSA 39-708c(c) authorizes DCF to cooperate with the federal government to qualify for federal funds.
- KSA 39-753 et seq. authorizes DCF to cooperate with the federal government to provide title IV-D Child Support Services.

Purpose

Establish and enforce orders for child support in accordance with state and federal guidelines.

Consequences of Not Funding

The lack of financial support for a child's basic needs may force custodial parents to seek public assistance. Children receive a long-term solution by the establishment of a court order for parentage and child and medical support, as well as enforcement of existing support orders through the CSS program. Failure to meet federal performance measures would put CSS federal funds in jeopardy and the State would be unable to gain State Plan approval for the TANF Block Grant.

Narrative – DA 400	Agency:	KS Dept. for Children and Families
State of Kansas	Program:	Child Support Services
Division of the Budget	Subprogram:	Child Support Administration

Performance Data

Performance Indicator	FY 2021 Actual	FY 2022 Actual	FY 2023 Actual	FY 2024 Actual	FY 2025 Actual	FY 2026 Actual	FY 2027 Estimate	FY 2028 Estimate
Percent of current child support collected	56.6%	55.7%	56.8%	56.4%	57.4%	59.7%	60.1%	60.3%
Percent of cases with child support orders	86.6%	83.8%	85.4%	85.9%	88.8%	90.3%	90.5%	90.7%
Percentage of cases paying on support arrears (1)	62.3%	59.4%	57.0%	56.0%	56.2%	55.3%	56.2%	56.3%
Support collections to cost ratio	6.05	5.95	5.86	5.42	5.88	5.81	5.83	5.85

(1) Measures for "cases paying on support arrears" are reported on federal fiscal year as state fiscal year data isn't available.

Expenditure Justification

Salaries (Acct Code 510000)

CSS Administration has a total of 31.5 positions. CSS Administration duties include the following: policy and procedures development and interpretation, contract compliance, business operations, data gathering and analysis, and training and outreach oversight.

The following table shows the staffing by category and any change in positions.

Category	FY 2026 Approved	FY 2027 Estimate	FY 2028 Estimate	*Change:* FY 2027	*Change:* FY 2028
Program Director	1.0	1.0	1.0	0.0	0.0
Deputy Director	1.0	1.0	1.0	0.0	0.0
Program Administrator	5.0	5.0	5.0	0.0	0.0
Attorney/Legal	1.0	1.0	1.0	0.0	0.0
Communications and Outreach	2.0	1.0	1.0	-1.0	0.0
Data and System Security/IT	6.0	6.5	6.5	0.5	0.0
Quality Assurance/Contract Compliance	3.0	3.0	3.0	0.0	0.0
Receivables	4.0	4.0	4.0	0.0	0.0
Policy/Procedure/Self Assessment	3.0	3.0	3.0	0.0	0.0
Intergovernmental/Adoptions/Special Projects	4.0	5.0	5.0	1.0	0.0
Operations	1.0	1.0	1.0	0.0	0.0
Total	31.0	31.5	31.5	0.5	0.0

FY 2026: $2,351,490. All authorized positions are budgeted, including three positions that are funded 100 percent with Child Support Enforcement (CSE) incentive funds. A shrinkage rate of 14.8 percent was applied to all positions except the positions funded with 100 percent CSE incentive funds to which no shrinkage was applied.

FY 2027: $2,482,750. All authorized positions are budgeted, including three positions that are funded 100 percent with CSE incentive funds. A shrinkage rate of 14.8 percent was applied to all positions except the positions funded with 100 percent CSE incentive funds to which no shrinkage was applied.

Other Operating Expenses (Acct Code 520000-540000)

These costs reflect the operating and professional service costs necessary to administer the CSS Administration subprogram. Approximately 90 percent of all CSS operating expenses are for contracts and fees.

The following tables detail the Other Operating Expenditures:

Communication

Item	FY 2026 Actual	FY 2027 Estimate	FY 2028 Estimate
Central Mail and Postage	205,187	363,328	405,060
Texting Services	10,500	20,000	20,000
Commerical Phone Service and Cell Phones	33,661	36,988	38,448
Total	$249,348	$420,316	$463,508

Printing and Freight Services

Item	FY 2026 Actual	FY 2027 Estimate	FY 2028 Estimate
Printing and Advertising	92,488	95,000	95,000
Freight Service	200	300	300
Total	$92,688	$95,300	$96,300

Rents

Item	FY 2026 Actual	FY 2027 Estimate	FY 2028 Estimate
Computer Software Rental	223,255	223,241	223,241
Other Rents	9,309	11,000	11,000
Total	$232,564	$234,241	$234,241

Repairs and Maintenance

Item	FY 2026 Actual	FY 2027 Estimate	FY 2028 Estimate
Computer Software Maintenance (1)	$1,057,512	$1,115,439	$1,115,439

(1) The increased cost of computer software maintenance in FY 2027 are expenses related to phase 1 of the CSS modernization project.

Travel

Item	FY 2026 Actual	FY 2027 Estimate	FY 2028 Estimate
Travel Expenses (1)	$34,320	$57,625	$57,625

(1) The increased cost of travel is anticipated due to increase in overall travel cost, along with the hiring of new outreach staff who is increasing the promotion of the program and services offered.

Narrative – DA 400	Agency:	KS Dept. for Children and Families
State of Kansas	Program:	Child Support Services
Division of the Budget	Subprogram:	Child Support Administration

Fees - Other Services

Item	FY 2026 Actual	FY 2027 Estimate	FY 2028 Estimate
Desktop as a Service	6,848	6,748	6,748
Vital Statistics Usage Agreement	277,470	369,960	369,960
Federal Debt Set Off (FDSO) Fees	192,106	202,338	195,789
State Debt Set Off (SDSO) Fees	258,192	218,095	220,022
TALX/Equifax Locate contract (1)	527,182	60,000	60,000
New Hires Database	127,002	95,000	105,000
Process Server Fees	96,122	95,083	99,520
Other Database Access Fees	121,673	125,511	129,233
Genetic Testing Fees	80,000	85,000	90,000
Job Related Training and Conference Reg	13,204	20,000	20,000
Other Professional Fees	7,657	93,022	94,022
Total	$1,707,456	$1,370,757	$1,390,294

(1) Due to the Increased costs in the TALX/Equifax contract with the new multi-year contract that started in FY 2025, and KDHE moving to an option offered to them from a federal partner, CSS has determined the additional increase in cost exceeds the benefit of the use of the paid version. At the end of the contract year (January 2026), CSS moved to a different version.

Fees - Professional Services

Item	FY 2026 Actual	FY 2027 Estimate	FY 2028 Estimate
Full Service Contracts	25,926,160	19,911,419	19,901,670
Kansas Payment Center (KPC)	4,279,209	4,406,325	4,440,300
Child Support Lien Network	45,000	50,000	50,000
Office of Judical Administration	1,012,629	998,707	1,055,820
Information Systems Consulting (1)	1,293,288	2,039,879	2,039,879
Department of Revenue	60,000	60,000	60,000
Other Professional Fees	29,119	51,177	41,307
Total	$32,645,405	$27,517,507	$27,588,976

(1) CSS case management system re-platforming costs started being incurred near the end of FY 2021. We anticipate that CSS will experience new and continued operational costs after this phase of the project goes live. Also, the expectation is for new costs as we continue the re-platforming project. At this time, re-platforming is expected to go live in December 2026.

Dues and Subscriptions

Item	FY 2026 Actual	FY 2027 Estimate	FY 2028 Estimate
Dues and Subscriptions	$3,315	$5,000	$5,000

Commodities

Item	FY 2026 Actual	FY 2027 Estimate	FY 2028 Estimate
Supplies, Materials and Fuel Cost (1)	$7,748	$14,600	$14,600

(1) FY 2026 actuals did not include ongoing expenditures for items such as envelopes because sufficient supplies were available from previous year's purchase. It is expected that these expenditures will occur in FY 2027 and FY 2028.

Capital Outlay

Item	FY 2026 Actual	FY 2027 Estimate	FY 2028 Estimate
Equipment and Software	$1,315	$6,627	$6,627

Other Operating Expenses Summary:
FY 2027: $30,837,412. This request represents a decrease from FY 2026 actuals of $5,194,259 This decrease is mainly due to the decrease in full-service contracts after an amendment to move from two providers to a single provider.

FY 2028: $30,971,710. This request represents an increase of $134,298 from FY 2027.

Grants and Assistance (Acct Code 550000)

The agency is required to cover certain receivables that occur when payments are made to non-TANF families, but then must be recovered due to IRS negative adjustments, insufficient fund checks, misidentified payments, etc. The amount needed to cover these overpayments is unpredictable.

FY 2027: $200,000. This request reflects an estimated amount based on the average of recent past years. These costs are very unpredictable and can vary significantly from year to year.

FY 2028: $200,000. This request remains constant with FY 2027.

Narrative – DA 400		Agency:	KS Dept. for Children and Families
State of Kansas		Program:	Child Support Services
Division of the Budget		Subprogram:	Child Support Administration

Child Support Enforcement Caseload and Collection Summary

	FY 20256 Actual		FY 2027 Estimate		FY 2028 Estimate	
Item	**Average Monthly Cases**	**Collections**	**Average Monthly Cases**	**Collections**	**Average Monthly Cases**	**Collections**
TAF Related Cases	2,630	$4,292,416	3,201	$4,231,722	2,827	$3,595,944
TAF Foster Care Cases	424	376,452	731	349,418	612	250,920
GA/Foster Car & Juvenile Justice Cases	1,910	1,420,273	2,726	1,542,916	2,573	1,443,453
Non TAF Cases	101,069	194,637,133	96,301	206,661,946	91,759	210,678,664
Interstate Cases	3,524	13,845,820	3,370	13,907,990	3,102	12,997,380
Total	**109,557**	**$214,572,094**	**106,329**	**$226,693,992**	**100,873**	**$228,966,361**
Collection per Case		$1,959		$2,132		$2,270
State Portion of Support Retained by KS		$3,109,858		$2,883,317		$2,715,903

Narrative – DA 400	Agency:	KS Dept. for Children and Families
State of Kansas	Program:	Economic and Employment Services
Division of the Budget	Subprogram:	

PROGRAM OVERVIEW – Economic and Employment Services - 25000

Economic and Employment Services (EES) has responsibility for administering programs that provide assistance and grants to needy families, children and youth. Programs include cash assistance, child care assistance, employment services, utility assistance and food assistance. These programs aid low-income and at-risk families in times of crisis and provide opportunities for them to become self-sufficient. Several programs related to children transferred to the Kansas Office of Early Childhood (KOEC) effective July 1, 2026. DCF continues to provide eligibility and case management services related to child care assistance, though program policy and oversight have moved to KOEC.

Goals

1. Assist low-income families and individuals in obtaining training and education to encourage personal responsibility.
2. Provide appropriate support services to assist clients in gaining or retaining employment and becoming self-sufficient.

Subprograms Established to Assist with Mission

25110 -- Economic and Employment Services Administration
25120 -- EBT and Eligibility Verification
25170 -- Food Distribution
25190 -- Head Start Collaboration – This program transferred to the KOEC effective July 1, 2026.
25200 -- TANF Cash Assistance
25300 -- TANF Employment Services
25350 – TANF Funded Grants
25520 -- Utility Assistance
25530 – Refugee Assistance
25600 - Child Care Assistance – Policy and program responsibility transferred to KOEC effective July 1, 2026. DCF continues to determine eligibility and provide case management services for child care subsidy families. Additionally, benefits are authorized and drawn through the DCF EBT contractor.
25700 -- Child Care Quality - This program transferred to the KOEC effective July 1, 2026.
25725 -- Kansas Early Head Start - This program transferred to the KOEC effective July 1, 2026.
25800 – Food Assistance
25850 -- SNAP Employment and Training

Narrative – DA 400	Agency:	KS Dept. for Children and Families
State of Kansas	Program:	Economic and Employment Services
Division of the Budget	Subprogram:	EES Administration

Subprogram EES Administration – 25110

Description EES Administration develops policies and implements federal requirements for several assistance programs including cash assistance, employment services, food assistance, and utility assistance. Additionally, it provides eligibility and case management services related to child care assistance under the direction of the Kansas Office of Early Childhood (KOEC). The policies issued by Economic and Employment Services (EES) Administration are executed by staff in the department's six regions. This subprogram also manages grants and contracts that address case management for at-risk families, domestic violence services and nutrition education, among others.

Priority 43

Required by Statute Discretionary

Maintenance of Effort or Matching Requirement Matching

Statutory Requirements KSA 39-708c(a) authorizes the Department for Children and Families (DCF) to cooperate with the federal government to qualify for federal funds.
KSA 75-5316a authorizes the Secretary to organize the agency and appoint personnel, including division and regional directors.

Purpose Develop policies, implement federal requirements and oversee several assistance programs, including cash assistance, employment services, energy assistance, food assistance, child care, federal food distribution. Implement policies related to child care assistance under the oversight of KOEC. Provides direction to regional offices.

Consequences of Not Funding The absence of management would impair the execution of agency initiatives and policies, as well as the operation of federal programs.

Performance Data Not Applicable

Expenditure Justification

Salaries (Acct Code 510000)

EES Administration consists of 68 positions responsible for the administration of EES programs. Duties include policy development and implementation, training, quality assurance, data analysis, and contract management. EES Administration includes one temporary position which is not included in the FTE counts below:

Category	FY 2026 Approved	FY 2027 Estimate	FY 2028 Estimate	***Change:*** FY 2027	FY 2028
Program Director	1.0	1.0	1.0	-	-
Assistant Directors	5.0	5.0	5.0	-	-
Public Service Executives	17.0	12.0	12.0	(5.0)	-
Program Consultants/Associates/Specialists	13.0	10.0	10.0	(3.0)	-
Management Analysts	20.0	21.0	21.0	1.0	-
Public Service Administrators	4.0	3.0	3.0	(1.0)	-
Human Services Supervisor	1.0	1.0	1.0	-	-
Human Services Specialist	4.0	4.0	4.0	-	-
Human Services Assistant	1.0	1.0	1.0	-	-
Support Staff	3.0	3.0	3.0	-	-
Staff Development Specialist	6.0	6.0	6.0	-	-
System Software Analyst	1.0	1.0	1.0	-	-
Total	76.0	68.0	68.0	(8.0)	-

The following changes related to positions assigned to EES Administration have occurred:

FY 2027 –

- Four Public Service Executives, three Program Consultants, and one Public Service Administrator were transferred to Kansas Office of Early Childhood (KOEC). These positions performed duties for programs which KOEC became responsible for administering.
- One Public Service Executive was transferred to a Regional Office program code.
- A Management Systems Analyst was added from the Reserve Pool.

FY 2027: $4,345,949. All authorized positions are budgeted. A shrinkage rate of 14.8 percent was applied.

FY 2028: $5,070,209. All authorized positions are budgeted. A shrinkage rate of 14.8 percent was applied.

Other Operating Expenses (Acct Code 520000-540000)

These costs reflect the operating and professional service costs necessary to administer programs within EES.

The following tables detail the significant Other Operating Expenditures:

Communication

Item	FY 2026 Actual	FY 2027 Estimate	FY 2028 Estimate
Postage and Central Mail	1,124,171	1,166,447	1,200,274
Commercial Phone Service	2,446	2,220	2,220
Cell Phones	20,737	17,940	17,940
Total	$1,147,354	$1,186,607	$1,220,434

Printing

Item	FY 2026 Actual	FY 2027 Estimate	FY 2028 Estimate
Printing and Advertising	$720,436	$794,241	$794,241

Rents

Item	FY 2026 Actual	FY 2027 Estimate	FY 2028 Estimate
EES Workload Management Software Licenses (1)	883,445	-	-
Copier Rental	4,435	6,000	6,000
Computer Software Rental	11,092	11,275	11,275
Total	$898,972	$17,275	$17,275

1) For SFY 2026, the Legislature appropriated funds, which included $380,748 in ARPA Interest funds, to cover licenses for this project. These funds were appropriated only for SFY 2026. An enhancement will be requested for SFY 2028.

Service and Repair

Item	FY 2026 Actual	FY 2027 Estimate	FY 2028 Estimate
Computer Software Maintenance	$32,373	$33,122	$33,892

Narrative – DA 400	Agency:	KS Dept. for Children and Families
State of Kansas	Program:	Economic and Employment Services
Division of the Budget	Subprogram:	EES Administration

Travel

Item	FY 2026 Actual	FY 2027 Estimate	FY 2028 Estimate
Travel Expenses	$81,908	$103,775	$103,775

Fees – Other Services

Item	FY 2026 Actual	FY 2027 Estimate	FY 2028 Estimate
Vital Statistics Contract - KDHE	19,853	39,705	39,705
IRS DIFSLA Program	40,036	42,500	42,500
DHHS SNAP New Hire Data Access	2,028	2,200	2,200
Job Related Training	7,358	15,425	15,425
Other Fees	200	4,603	4,603
Total	$69,475	$104,433	$104,433

Fees - Professional Services

Item	FY 2026 Actual	FY 2027 Estimate	FY 2028 Estimate
Consulting - Healthy Foods Waiver and SNAP Error Rate (1)	627,448	557,474	-
SNAP Error Rate Systems Updates - Donated Funds (2)	-	275,000	-
Contract Staffing	16,093	20,000	20,000
Translation and Other Fees	9,023	40,000	40,000
Total	$652,564	$892,474	$60,000

1) Beginning in FY 2026 and continuing into FY 2027, outside consultants were used to develop and implement plans for the Healthy Foods Waiver, restricting SNAP benefits from being used for sugary snacks and soft drinks, and to reduce the SNAP Error Rate. Beginning October 1, 2027, states may be responsible for paying a portion, up to 25%, of SNAP benefits if their error rate exceeds 6%.
2) Funds were donated to DCF to cover expenses related to data systems in order to reduce the SNAP Error Rate and avoid federal penalties set to begin federal fiscal year 2028.

Other Contractual

Item	FY 2026 Actual	FY 2027 Estimate	FY 2028 Estimate
Dues and Other Subscriptions	1,000	200	200
Total	$1,000	$200	$200

Commodities

Item	FY 2026 Actual	FY 2027 Estimate	FY 2028 Estimate
Fuel	4,144	5,650	5,650
Stationery and Office Supplies	103,241	100,000	100,000
Miscellaneous Supplies & Materials	463	75	75
Total	$107,848	$105,725	$105,725

Capital Outlay

Item	FY 2026 Actual	FY 2027 Estimate	FY 2028 Estimate
Microcomputer Equipment - Non-Capital	3,330	5,751	5,751
Total	$3,330	$5,751	$5,751

FY 2027: $3,243,603. The request represents a decrease from FY 2026 of $471,657. Significant changes from FY 2026 include the removal of one-time funding for workload software licenses and the addition of consulting fees related to the SNAP Error Rate and the SNAP Healthy Foods Waver.

FY 2028: $2,445,726. The request represents a decrease of $797,877 from FY 2027. This decrease is primarily due to the end of consulting projects related to the SNAP Error Rate and the SNAP Healthy Foods Waiver.

Grants, Aid to Local Governments, and Assistance (Acct Code 550000)

This category includes grants issued to entities providing SNAP Outreach services. Federal SNAP Administration Funds require a one-to-one match. Grantees receive only the federal portion of the funding. Per their award agreements, they are required to provide the required match. Other grants are awarded based on state funding appropriated by the Legislature.

Narrative – DA 400	Agency:	KS Dept. for Children and Families
State of Kansas	Program:	Economic and Employment Services
Division of the Budget	Subprogram:	EES Administration

Grants

Item	FY 2026 Actual	FY 2027 Estimate	FY 2028 Estimate
Toiletries Grants	1,600,000	1,600,000	1,600,000
CORE Community Grant (1)	-	350,000	-
SparkWheel	50,000	50,000	50,000
SNAP Outreach Grants	165,114	165,114	165,114
Total	$1,815,114	$2,165,114	$1,815,114

Financing

State General Funds	1,600,000	1,950,000	1,600,000
SparkWheel Revenue Funds	50,000	50,000	50,000
SNAP Administration	165,114	165,114	165,114
Total	$1,815,114	$2,165,114	$1,815,114

(1) Funds for the CORE Community grant were moved from KDADS to DCF during the 2026 Legislature session for SFY 2027. Funds were appropriated for only SFY 2027.

FY 2027: $2,165,114. The request represents an increase of $350,000 from FY 2026. This amount represents funding for the Core Communities grant added to the DCF budget by the 2026 Legislature.

FY 2028: $1,815,114. The SFY 2028 request is a decrease of $350,000 from SFY 2027. Funds were appropriated for the Core Community for only one year.

Subprogram Electronic Benefits Transfer (EBT) and Eligibility Determination – 25120

Description

The EBT and Eligibility Determination subprogram centers on the delivery of benefits and eligibility information. TANF, SNAP and child care assistance are delivered by an electronic benefit transfer system (EBT). Federal law requires SNAP benefits to be issued via EBT. Subsequently, EBT transaction standards were expanded to require portability and inter-operability, chiefly to accommodate households living in adjacent states. The Department for Children and Families (DCF) contracts with a financial services company to provide electronic benefits processing. Client benefits are deposited into individual accounts and accessed using a debit card and personal identification number. The current EBT contract began in FY 2022.

This subprogram also includes eligibility verifications. The employment status and the identity of applicants for assistance programs are validated through verification contracts. The identity verification contract began in FY 2022. DCF also conducts a suspicion-based drug testing program. Applicants and recipients who fail a drug test are offered treatment and employment services up to a third failure, after which the client becomes permanently ineligible.

Beginning in FFY 2024, a new federal program, Summer EBT, was initiated. This program provides eligible families with school-age children with SNAP benefits during the summer months when school is not in session. Federal funds are authorized for this program which require state matching funds to cover the costs of administering the program.

Priority 38

Required by Statute Mandatory

Maintenance of Effort or Matching Requirement Matching and MOE

Statutory Requirements

- KSA 39-708c(a) authorizes DCF to cooperate with the federal government to qualify for federal funds.
- KSA 39-709(c)(1) requires the agency to perform an electronic check for any false information provided on a benefit application.
- 42 USC 602(a)(1)(A)(viii) requires States to ensure that TANF recipients have access to electronic benefits with minimal fees and restricts access to certain locations.
- 7 USC 2016 requires SNAP benefits to be issued by electronic benefit transfer. This section also establishes State EBT requirements.
- 7 USC 2015 establishes procedures for fraud and misrepresentation in the SNAP Program.
- 42 USC 9858c(c)(2) requires States to establish detailed Child Care Program procedures in their state plans.

- Consolidated Appropriations Act 2023 (P.L 117-328) establishes and authorizes the permanent, nationwide Summer Electronic Benefit Transfer Program beginning in 2024.

Purpose Improve the security and convenience of cash, child care and food benefit issuance, reduce fraud, improve accuracy in benefit issuance, and conduct drug testing for TANF recipients.

Consequences of Not Funding The SNAP state plan would not be approved, as USDA mandates EBT. The fraudulent use of benefits would increase. Benefit accuracy would decline.

Performance Data

Performance Indicator	FY 2021 Actual	FY 2022 Actual	FY 2023 Actual	FY 2024 Actual	FY 2025 Actual	FY 2026 Actual	FY 2027 Estimate	FY 2028 Estimate
Percent of customer calls answered in less than 24 seconds	99.20%	99.40%	99.50%	99.80%	99.95%	100.00%	100.00%	100.00%

Expenditure Justification

Salaries (Acct Code 510000)

The Electronic Benefits Transfer and Eligibility Determination program has one FTE. This position is responsible for administering the SunBucks (Summer EBT) Program.

FY 2027: $70,033. The authorized position is budgeted. The shrinkage rate is 14.8 percent.

FY 2028: $73,827. The authorized position is budgeted. A shrinkage rate of 14.8 percent was applied.

Other Operating Expenses (Acct Code 520000-540000)

These costs reflect contracts with third party vendors which assist EES in verifying client eligibility for services and assistance as well as issue approved benefits. Contracts include Electronic Benefits Transfer (EBT), identity verification, drug testing and employment verification.

The following tables detail the Other Operating Expenditures:

Communications

Item	FY 2026 Actual	FY 2027 Estimate	FY 2028 Estimate
SunBucks Postage	110,564	120,000	120,000
SunBucks Cell Phones	500	480	480
Total	$111,064	$120,480	$120,480

Printing and Advertising

Item	FY 2026 Actual	FY 2027 Estimate	FY 2028 Estimate
SunBucks Printing	23,162	25,000	25,000
SunBucks Outreach Advertising	38	-	-
Total	$23,200	$25,000	$25,000

Travel

Item	FY 2026 Actual	FY 2027 Estimate	FY 2028 Estimate
Travel	$0	$1,000	$1,000

Fees - Other Services

Item	FY 2026 Actual	FY 2027 Estimate	FY 2028 Estimate
Drug Testing	13,190	20,000	20,000
KDHE Birth Records (1)	19,853	-	-
Employment Verification Contract (2)	1,316,131	1,058,358	1,058,358
Identity Verification Contract	12,001	12,000	12,000
Other Fees	-	200	200
Total	$1,361,175	$1,090,558	$1,090,558

(1) Fees related to KDHE birth records have been moved to a different program code.

(2) The Employment Verification Contract in place during FY 2026 expired in January 2026. The expenditures reported are through only that time. Figures for FY 2027 and FY 2008 represent the approved budget as EES will be seeking a replacement option for the expired contract.

Fees - Professional Services

Item	FY 2026 Actual	FY 2027 Estimate	FY 2028 Estimate
SunBucks Contracted Services (1)	1,047,788	1,427,795	1,423,978
Electronic Benefits Contract (EBT) (2)	663,259	696,698	652,809
Child Care Direct Payments - EBT	18,299	14,700	14,700
SEBT Technology Contract (3)	994,902	-	-
Total	$2,724,248	$2,139,193	$2,091,487

(1) The contracted amount includes costs related to the issuance of benefits through the EBT system, changes to the KEES system, contract staff, as needed, and other contracts to operate the SunBucks program.
(2) The FY 2027 request for the EBT contract includes a one-time expenditure to place additional out of state restrictions on the use of the EBT card.
(3) A one-time federal grant was received. The funds were used to enhance technology regarding the SunBucks program through Proactive Communications of information to eligible families.

Commodities and Capital

Item	FY 2026 Actual	FY 2027 Estimate	FY 2028 Estimate
Stationary	3,794	5,000	5,000
Computer Equipment	196	83	83
Total	$3,990	$5,083	$5,083

FY 2027: $3,381,314. The request for FY 2027 represents a decrease from FY 2026 actuals of $842,363. The decrease was the result of the termination of the one-time SEBT Technology grant and a reduction in expenditures related to the Employment Verification contract. These reductions were partially offset by projected increase in contracted expenditures related to the SunBucks program.

FY 2028: $3,333,608. The request for FY 2028 represents a decrease of $47,706 from FY 2027, related to the one-time EBT charges during FY 2027.

Subprogram Food Distribution – 25170

Description The Food Distribution program distributes food to low-income households. Food products shipped to Kansas by the U.S. Department of Agriculture (USDA) are warehoused and shipped to local food banks. The food is delivered to central sites with the assistance of a network of local non-profits that partner directly with the food banks. The program grew out of the early 1930's Commodity Credit Corporation and Agricultural acts. Originally intended as surplus disposal to support low agriculture prices, the mission of the program shifted in 1961 to alleviate hunger among low-income households. The Nutrition Program for the Elderly and the Commodity Supplemental Food Program were established in 1965 and 1977, respectively, the Emergency Food Assistance Program followed in 1981, and the Soup Kitchen/Food Banks Program in 1988. The value of food commodities is not included in the budget.

Priority 9

Required by Statute Discretionary

Maintenance of Effort or Matching Requirement Matching

Statutory Requirements

- KSA 39-708c(a) authorizes the Department for Children and Families (DCF) to cooperate with the federal government to qualify for federal funds.
- KSA 39-708c(h) authorizes DCF to operate a commodities distribution program.
- 7 USC 2036 establishes the Emergency Food Assistance Program which distributes food commodities through State programs.

Purpose Improve the health of low-income persons by supplementing their diets with nutritious USDA provided foods.

Consequences of Not Funding Fewer low-income persons would have safe, nutritious, and balanced meals.

Performance Data

Performance Indicator	FY 2021 Actual	FY 2022 Actual	FY 2023 Actual	FY 2024 Actual	FY 2025 Actual	FY 2026 Actual	FY 2027 Estimate	FY 2028 Estimate
CSFP: Number of households served	4,970	4,428	4,437	4,527	4,440	4,400	4,500	4,500

Narrative – DA 400	Agency:	KS Dept. for Children and Families
State of Kansas	Program:	Economic and Employment Services
Division of the Budget	Subprogram:	Food Distribution

Expenditure Justification

Salaries (Acct Code 510000)

The Food Distribution Program has 3.0 FTE. These staff perform administrative duties related to the distribution of commodities. They also ensure adequate commodities are ordered and distributed to community partners. Positions include a Program Manager and two Program Consultants.

FY 2027: $177,345. All authorized positions are budgeted. A shrinkage rate of 14.8 percent was applied.

FY 2028: $188,047. All authorized positions are budgeted. A shrinkage rate of 14.8 percent was applied.

Other Operating Expenses (Acct Code 520000-540000)

These costs reflect the operating and professional service costs necessary to administer the Food Distribution program.

The following table details significant Other Operating Expenditures:

Item	FY 2026 Actual	FY 2027 Estimate	FY 2028 Estimate
Communications	1,320	1,460	1,460
Software Rental	268	300	300
Vehicle Maintenance	892	750	750
Travel	4,960	10,300	10,300
Fees - Other Services	29,288	48,950	48,950
Professional Fees (1)	1,030,887	780,256	780,256
Dues and Subscriptions	612	1,875	1,875
Vehicle Fuel and Supplies	594	500	500
Capital Outlay	-	250	250
Total	$1,068,821	$844,641	$844,641

(1) The contract related to overseeing the delivery and distribution of food to local food banks was rebid for FY 2027, resulting in lower administrative costs.

FY 2027: $844,641. The request represents a decrease from FY 2026 of $224,180 as detailed above.

FY 2028: $844,641. The request for FY 2028 is consistent with the FY 2027 request.

Grants, Aid to Local Governments, and Assistance (Acct Code 550000)

This category includes grants made to communities for the storage and distribution of commodities.

Grants

Item	FY 2026 Actual	FY 2027 Estimate	FY 2028 Estimate
Commodity Distribution and Storage (1)	335,000	399,000	335,000
Total	$335,000	$399,000	$335,000

Financing

Commodities Support Food Program	335,000	399,000	335,000
Total	$335,000	$399,000	$335,000

FY 2027: $399,000. The FY 2027 grants are $64,000 less than FY 2026. This increase represents a one-time adjustment to the CSFP grants.

FY 2028: $335,000. The decreased request represents the removal of the one-time adjustment in the grants for FY 2027.

Narrative – DA 400	Agency:	KS Dept. for Children and Families
State of Kansas	Program:	Economic and Employment Services
Division of the Budget	Subprogram:	Head Start Collaboration

Subprogram Head Start Collaboration – 25190

Description The purpose of the Head Start Collaboration grant is to assist in building early childhood systems, provide low-income children access to comprehensive services, and increase collaboration between the Federal Head Start program and state and local services. The collaboration grant was first received in FY 2004. Additionally, this grant assists Head Start agencies in coordinating activities with the State office responsible for administering the Child Care and Development Block Grant Act of 1990.

This program was transferred to the Kansas Office of Early Childhood (KOEC) effective July 1, 2026.

Priority NA

Required by Statute Discretionary

Maintenance of Effort or Matching Requirement Matching

Statutory Requirements

- K.S.A. 75-7701 creates the Kansas Office of Early Childhood (KOEC) making it responsible for the implementation of child care policies, processes, procedures and funding and transferring administration of the Head Start Collaboration program from the Department for Children and Families (DCF) to KOEC.
- KSA 39-708c(a) authorizes the Department for Children and Families (DCF) to cooperate with the federal government to qualify for federal funds.
- 42 USC 9837(b) authorizes Head Start grants to States to improve the coordination between Head Start and State early learning programs.

Purpose Create a presence for the federal Head Start Programs at the State level and facilitate collaboration between Head Start agencies and entities benefiting low-income children and their families.

Consequences of Not Funding Collaboration activities would be transferred to a non-state entity.

Narrative – DA 400	Agency:	KS Dept. for Children and Families
State of Kansas	Program:	Economic and Employment Services
Division of the Budget	Subprogram:	Head Start Collaboration

Performance Data

Performance Indicator	FY 2021 Actual	FY 2022 Actual	FY 2023 Actual	FY 2024 Actual	FY 2025 Actual	FY 2026 Actual	FY 2027 Estimate	FY 2028 Estimate
Number of collaborative activities and resources made available to Head Start and Early Head Start grantees and communities to enhance services to children and families. (1)	49	48	58	73	85	92	N/A	N/A

(1) Responsibility for this program and its performance was transferred to KOEC effective July 1, 2026.

Expenditure Justification

Salaries (Acct Code 510000)

No salary expenses are requested for FY 2027 or FY 2028. The one FTE assigned to this program in FY 2026 was moved under the direction of the Kansas Office of Early Childhood effective July 1, 2026.

Other Operating Expenses (Acct Code 520000-540000)

These costs reflect the operating and professional services costs necessary to administer the Head Start Collaboration program. Expenses related to Head Start Collaboration include travel and fees for collaboration and evaluation activities.

The following table details significant Other Operating Expenditures:

Other Operating Expenses

Item	FY 2026 Actual	FY 2027 Estimate	FY 2028 Estimate
Communications	500	-	-
Software Rental	133	-	-
Travel	1,119	-	-
Other Fees	80	-	-
Gasoline	100	-	-
Total	$1,932	$0	$0

FY 2027: No funds are requested for FY 2027 as this program has been transferred to KOEC.

FY 2028: No funds are requested for FY 2028 as this program has been transferred to KOEC.

Narrative – DA 400	Agency:	KS Dept. for Children and Families
State of Kansas	Program:	Economic and Employment Services
Division of the Budget	Subprogram:	Head Start Collaboration

Grants, Aid to Local Governments, and Assistance (Acct Code 550000)

This category reflects the costs of grants to complete a Needs Assessment for Head Start Collaboration.

Grants

Item	FY 2026 Actual	FY 2027 Estimate	FY 2028 Estimate
Head Start Collaboration Needs Assessment	$42,500	$0	$0
Financing			
State General Funds	10,625	-	-
Head Start Collaboration Grant	31,875	-	-
Total	$42,500	$0	$0

FY 2027: No funds are requested for FY 2027 as this program has been transferred to KOEC.

FY 2028: No funds are requested for FY 2028 as this program has been transferred to KOEC.

Narrative – DA 400	Agency:	KS Dept. for Children and Families
State of Kansas	Program:	Economic and Employment Services
Division of the Budget	Subprogram:	TANF Cash Assistance

Subprogram TANF Cash Assistance – 25200

Description The Temporary Assistance for Needy Families (TANF) Cash Assistance program provides temporary monthly benefits to low-income families for basic needs such as clothing, housing, utilities and transportation. Its predecessor, Aid to Families with Dependent Children, originated as an entitlement program in 1935 under Title IV-A of the original Social Security Act. The Personal Responsibility and Work Opportunity Act of 1996 removed the entitlement to welfare, established time limits and work requirements for welfare recipients, and instituted block grants to states. The lifetime limit, in Kansas, for assistance is 24 months, with 12 additional months of assistance if the family meets hardship criteria. Almost all cases with an adult must participate in work activities and seek employment through the TANF Employment Services program. Work participants must be engaged in one of eight employment activities for generally 30 hours per week.

Priority 7

Required by Statute Discretionary

Maintenance of Effort or Matching Requirement MOE

Statutory Requirements

- KSA 39-708c(a) authorizes the Department for Children and Families (DCF) to cooperate with the federal government to qualify for federal funds.
- KSA 39-709(b) authorizes cash assistance for low-income families.
- 42 USC 601(a) establishes the four purposes of the Temporary Assistance for Needy Families (TANF) Program. Financial assistance to low-income families falls under TANF purpose 1.

Purpose Provide temporary financial assistance to low-income families with dependent children.

Consequences of Not Funding Low-income parents may be unable to meet basic needs and to care for their children.

Narrative – DA 400		Agency:	KS Dept. for Children and Families
State of Kansas		Program:	Economic and Employment Services
Division of the Budget		Subprogram:	TANF Cash Assistance

Performance Data

Performance Indicator	FY 2021 Actual	FY 2022 Actual	FY 2023 Actual	FY 2024 Actual	FY 2025 Actual	FY 2026 Actual	FY 2027 Estimate	FY 2028 Estimate
Percent of families losing TANF, due to employment, who continue to receive food assistance, transitional assistance, and child care.	70.8%	82.0%	74.0%	88.0%	83.0%	82.0%	85.0%	85.0%

Expenditure Justification

Grants, Aid to Local Governments, and Assistance (Acct Code 550000)

The TANF Cash Assistance program provides benefits in three ways:

- A monthly cash assistance payment may be paid to low-income families. The Kansas lifetime limit for this assistance is 24 months, with 12 additional months possible if the family meets hardship requirements. Most adults receiving these benefits must participate in work activities and seek employment.
- Nonrecurrent, short-term benefits may be made to qualifying families with children. These funds are to be used to deal with a specific crisis or episode of need not expected to last beyond four months.
- A diversion payment of $1,000 may be paid in lieu of monthly cash assistance for TANF applicants meeting certain requirements. Families opting to receive this benefit become ineligible for monthly cash assistance benefits for 12 months.

The following table details the TANF assistance caseload and expenditures:

TANF Cash Assistance

Item	FY 2026 Actual	FY 2027 Estimate	FY 2028 Estimate
Average Monthly Families	2,617	2,878	2,878
Average Monthly Persons	6,234	6,920	6,920
Cost Per Person	$112.59	$111.99	$111.99
Assistance (1)	$8,422,557	$9,300,000	$9,300,000
Financing			
TANF Block Grant	$8,422,557	$9,300,000	$9,300,000

(1) TANF Cash Assistance budgets for SFY 2027 and 2028 represent the approved Fall 2025 consensus caseload estimates. These estimates will be revised during the Fall consensus caseload estimates in November 2026.

FY 2027: $9,300,000. The request is an increase of $877,443 over the SFY 2026 actual expenditures. This increase is the result of the higher TANF Cash Assistance caseload established during Fall 2025 Caseload Consensus Estimates and will be adjusted during the fall 2026 estimates.

FY 2028: $9,300,000. The request is consistent with FY 2027.

Subprogram TANF Employment Services – 25300

Description The TANF Employment Services program promotes employment and self-sufficiency by providing job search, education and training related to employment and job retention services to TANF recipients. The program recognizes that some recipients or family members have barriers that must be addressed before they can succeed in the workplace. Employment services are tailored to meet individual and family needs and are coordinated through intensive case management. Adults receiving cash assistance receive help with child care, alcohol or drug abuse, domestic violence and other factors that affect family stability. They must participate in work activities to remain eligible for cash assistance. Twelve months of transitional services, including periodic job retention payments, are available to families leaving cash assistance due to employment

Priority 22

Required by Statute Mandatory

Maintenance of Effort or Matching Requirement MOE

Statutory Requirements

- KSA 39-708c(a) authorizes the Department for Children and Families (DCF) to cooperate with the federal government to qualify for federal funds.
- KSA 39-709(b)(4) requires TANF mandatory work applicants and recipients to participate in work activities leading to competitive, integrated employment.
- 42 USC 601(a) establishes the four purposes of the Temporary Assistance for Needy Families (TANF) Program. TANF Purpose 2 requires States to reduce the dependency of low-income families by promoting work.

Purpose End dependence on public assistance by helping low-income families achieve self-reliance and stability through pre-employment classes, training in high demand occupations, competitive employment and job retention services.

Consequences of Not Funding Job skills and training would be unavailable to TANF cash assistance recipients. The State may incur a penalty for failing to meet the TANF work participation requirements.

Narrative – DA 400		Agency:	KS Dept. for Children and Families
State of Kansas		Program:	Economic and Employment Services
Division of the Budget		Subprogram:	TANF Employment Services

Performance Data

Performance Indicator	FY 2021 Actual	FY 2022 Actual	FY 2023 Actual	FY 2024 Actual	FY 2025 Actual	FY 2026 Actual	FY 2027 Estimate	FY 2028 Estimate
Percent of TANF recipients obtaining employment	27.1%	26.9%	29.9%	25.8%	26.4%	21.6%	25.0%	27.0%
Percent of TANF recipients who retain employment in the quarter following employment	42.8%	43.2%	38.9%	43.2%	41.1%	42.8%	45.0%	45.0%
TANF All Families work participation rate	30.5%	29.9%	32.7%	30.1%	28.3%	24.8%	26.0%	28.0%

Expenditure Justification

Other Operating Expenses (Acct Code 520000-540000)

Other Operating Expenses represent expenditures for the TANF Employment Services Program.

The following table details other operating expenses related to TANF Employment Services:

Item	FY 2026 Actual	FY 2027 Estimate	FY 2028 Estimate
Commodities	-	5,000	5,000
Total	$0	$5,000	$5,000

FY 2027: $5,000. The increase from FY 2026 relates to training manuals and other items to assist TANF recipients in finding and maintaining employment.

FY 2028: $5,000. The request is consistent with FY 2027.

Grants, Aid to Local Governments, and Assistance (Acct Code 550000)

This category represents client-related purchases for direct employment services. During FY 2026, of the total work expenditures, 62 percent are related to transportation and job search/retention activities; 30 percent are related to client services which facilitate work activities such as clothing and personal items; and 8 percent are related to education, training and counseling.

The following table details the caseload estimates:

Grants to Providers

Item	FY 2026 Actual	FY 2027 Estimate	FY 2028 Estimate
Employment Services Grants	613,947	624,204	624,204

Direct Client Assistance

Item	FY 2026 Actual	FY 2027 Estimate	FY 2028 Estimate
Average Monthly Adults	1,757	1,507	1,507
Monthly Cost per Person	$44.08	$49.00	$51.00
Assistance	$929,326	$886,116	$922,284

Financing

TANF Block Grant	$1,543,273	$1,510,320	$1,546,488
Total	$1,543,273	$1,510,320	$1,546,488

FY 2027: $1,510,320. The request represents a decrease of $32,953 from FY 2026. This decrease is attributable to a projected drop in the number of persons served as the TANF Assistance caseload has declined. The request includes a projected increase in the cost per person. This assistance enables participating individuals to find and maintain meaningful employment.

FY 2028: $1,546,488. The request represents an increase of $36,168 from FY 2027 related to an anticipated increase in the monthly costs per person to serve individuals in the program.

Subprogram TANF Targeted Grants – 25350

Description A variety of services are provided to eligible children and families through grants funded by the Temporary Assistance for Needy Families (TANF) Block Grant. Each grant supports one or more of the four purposes of TANF. Service categories include:

- **TANF Supportive Services** include services for victims of domestic abuse and individuals with substance use disorders. Domestic Abuse Services assist adults who have experienced domestic violence or sexual abuse by providing safety planning, mentoring, healthy relationship education, conflict resolution training, financial literacy education, and responsible parenting skills training. The Substance Abuse Case Management Services program provides screening, assessment, multidisciplinary care management, and individualized care coordination for TANF participants with substance use disorders. The program is designed to help participants maintain sobriety, reduce barriers to employment, and increase family stability.

- **TANF Youth Services** provide grant funding for a range of primary prevention and early intervention services for at-risk youth and families. These services are intended to reduce poverty, prevent high-risk behaviors, and help families achieve and maintain stability. Program activities may include helping children remain safely in their own homes, reducing dependency through job preparation and employment, preventing unplanned pregnancies, and promoting healthy and stable family relationships.

- **The Home Visitation Program** promotes child well-being and family stability. Home visitation services engage families during pregnancy or shortly after birth, strengthen parent-child relationships, promote healthy childhood development and growth, improve family functioning, and build community partnerships. This grant was transferred to the Kansas Office of Early Childhood (KOEC), effective July 1, 2026.

- **The Two-Parent Family Initiatives Program** provides services to at-risk youth and families across Kansas. Programming includes personal and professional development, education, and training designed to strengthen family development and overall family stability. Services also include individualized case management and referrals to community resources for participants needing additional support related to healthy relationships and self-sufficiency. Program expenses are funded entirely with TANF funds.

- **The 2Gen Grants** provide a comprehensive, intergenerational approach to serving families experiencing poverty. Intergenerational poverty and systemic barriers can limit a family's ability to achieve upward mobility. The 2Gen approach builds family well-being by intentionally and simultaneously addressing the needs of children and the adults in their lives.

Narrative – DA 400 State of Kansas Division of the Budget	Agency: Program: Subprogram:	KS Dept. for Children and Families Economic and Employment Services TANF Funded Grants

Priority 17

Required by Statute Discretionary

Maintenance of Effort or Matching Requirement MOE

Statutory Requirements

- KSA 39-708c(a) authorizes the Department for Children and Families (DCF) to cooperate with the federal government to qualify for federal funds.
- KSA 39-709(l)(3) requires cash assistance applicants who fail a drug test to complete a substance abuse program.
- 2017 S Sub HB 2002 §102(g) and §103(g) authorized DCF to fund an early childhood home visitation program.
- 42 USC 601(a) establishes the four purposes of the Temporary Assistance for Needy Families (TANF) Program.
- 42 USC 601-617, which establishes the Temporary Assistance for Needy Families (TANF) Program, provides broad latitude to States in meeting the four TANF purposes, including services that remove barriers to employment, such as substance abuse and domestic violence.

Purpose Support and serve families and children to end dependence on assistance, prevent out-of-wedlock pregnancies and promote the formation and maintenance of two-parent families.

Consequences of Not Funding Terminating these targeted grants would result in less favorable outcomes among the participants.

Narrative – DA 400	Agency:	KS Dept. for Children and Families
State of Kansas	Program:	Economic and Employment Services
Division of the Budget	Subprogram:	TANF Funded Grants

Performance Data

Performance Indicator	FY 2021 Actual	FY 2022 Actual	FY 2023 Actual	FY 2024 Actual	FY 2025 Actual	FY 2026 Actual	FY 2027 Estimate	FY 2028 Estimate
Percentage of TANF recipients referred to substance abuse disorder services with a successful discharge from services.	71.0%	70.0%	71.0%	70.0%	73.0%	68.0%	72.0%	75.0%
Percent of Youth Services participants meeting specific grant outcomes.	73.0%	84.0%	82.0%	87.0%	84.0%	89.0%	90.0%	90.0%
Percentage of Families providing supportive and nurturing environments as evidenced by scores on Home Observation Measurement of the Environment (1)	93.0%	80.0%	79.0%	84.0%	92.0%	87.0%	N/A	N/A
Percent of 2Gen participants meeting specific grant outcomes.	--	--	--	--	82.0%	79.0%	85.0%	86.0%

(1) Responsibility for the Home Visitation grant program was transferred to KOEC effective July 1, 2026.

Expenditure Justification

Grants, Aid to Local Governments, and Assistance (Acct Code 550000)

This category includes grants issued to entities providing services to children, youth and families relating to one or more TANF Purposes.

Grants

Item	FY 2026 Actual	FY 2027 Estimate	FY 2028 Estimate
TANF Supportive Services Grants	4,402,068	4,394,804	4,394,804
TANF Youth Services Grants (1)	5,705,773	6,754,441	5,378,441
TANF Healthy Family Grants (2)	2,900,239	-	-
TANF 2Gen Grants	10,785,052	11,488,260	11,488,260
Total	$23,793,132	$22,637,505	$21,261,505
Financing			
TANF Block Grant	$23,793,132	$22,637,505	$21,261,505

(1) The 2026 Legislature approved one-time funding for Big Brothers Big Sisters of $1,000.000 and an additional $376,000 for JAG in TANF funds for FY 2027.
(2) Responsibility for this grant transferred to the Kansas Office of Early Childhood effective July 1, 2026.

FY 2027: $22,637,505 is requested for FY 2027. The FY 2027 request is a decrease from FY 2026 of $1,155,627. The change from FY 2026 is the result of one program being transferred to another agency offset by one-time legislative appropriations.

FY 2028: $21,261,205 – The $1,376,000 decrease for FY 2028 represents the removal of the one-time funding.

Subprogram Utility Assistance – 25520

Description The Low-Income Energy Assistance Program (LIEAP) provides an annual benefit to low-income households for home energy bills. To qualify for benefits, families must be at or below 150 percent of the Federal Poverty Level (FPL). Benefits are based on income, household size, and the type and cost of fuel. Funding for weatherization is transferred to the Kansas Housing Resources Corporation. The federal funding for this program occurs as a block grant. The federal Low-Income Home Energy Assistance Program originated in 1980, in response to rising energy prices and Arab oil embargoes in the 1970s.

Priority 8

Required by Statute Discretionary

Maintenance of Effort or Matching Requirement Not Applicable

Statutory Requirements

- KSA 39-708c(a) authorizes the Department for Children and Families (DCF) to cooperate with the federal government to qualify for federal funds.
- 42 USC 8621-8630 establishes the Federal Low-Income Home Assistance Program under which States provide financial assistance to low-income households for utility bills.

Purpose Assist low-income households in meeting their immediate utility needs.

Consequences of Not Funding A household's utilities could be disconnected.

Performance Data

Performance Indicator	FY 2021 Actual	FY 2022 Actual	FY 2023 Actual	FY 2024 Actual	FY 2025 Actual	FY 2026 Actual	FY 2027 Estimate	FY 2028 Estimate
LIEAP households served (1)	38,747	35,967	39,331	40,095	43,596	36,328	44,000	44,000

(1) The number of households served is as of June 30, 2026. Applications must be received by March but are not included in this count until approved.

Narrative – DA 400	Agency:	KS Dept. for Children and Families
State of Kansas	Program:	Economic and Employment Services
Division of the Budget	Subprogram:	Utility Assistance

Expenditure Justification

Salaries (Acct Code 510000)

The salary request includes one regular position in FY 2027 and FY 2028. Temporary positions are used during the seasonal LIEAP program period which are not included in the FTE count. These positions perform eligibility determinations and process benefits.

FY 2027: $1,084,329. All authorized positions are budgeted. This budget includes the salaries of seasonal workers who are not counted as FTE. The shrinkage rate is 14.8 percent.

FY 2028: $1,002,569. A shrinkage rate of 14.8 percent was applied.

Other Operating Expenses (Acct Code 520000-540000)

These costs reflect the operating and professional services costs necessary to operate and administer the utility assistance programs.

The following table details the significant Other Operating Expenditures:

Other Operating Expenses

Item	FY 2026 Actual	FY 2027 Estimate	FY 2028 Estimate
Long Distance and Cell Phone	10,580	14,400	14,400
Postage	28,156	30,000	30,000
Printing	18,014	30,000	30,000
Temporary Staffing Contracts (1)	94,000	525,000	525,000
Translation Services	225	2,000	2,000
Commodities	258	3,000	3,000
Computer Equipment	1,690	83	83
Total	$152,923	$604,483	$604,483

(1) Due to the late start of the 2026 season, only a limited number of temporary staff were needed to process applications until after June 30, 2025.

FY 2027: $604,483. The request for FY 2027 is $451,560 higher than FY 2026 actuals. This increase is due to the additional temporary staff needed to process applications for the 2026 LIEAP season in FY 2027.

FY 2028: $604,483. The request for FY 2028 is consistent with FY 2027.

Grants, Aid to Local Governments, and Assistance (Acct Code 550000)

Low Income Energy Assistance

LIEAP Assistance payments are made to households following eligibility determination. The assistance benefit is determined based on factors including household size, income level, and fuel type.

The following table details the assistance and caseload estimates:

Energy Assistance

Item	FY 2026 Actual	FY 2027 Estimate	FY 2028 Estimate
Regular Program Benefits			
Households	35,543	44,000	44,000
Persons	73,517	95,621	95,621
Average Benefit per Household	$588	$679	$623
Assistance	$20,906,166	$29,892,933	$27,409,556
2026 Supplemental Benefits (1)	-	13,453,192	-
Total Assistance	$20,906,166	$43,346,125	$27,409,556
Financing			
Federal LIHEAP Block Grant	20,660,493	43,154,606	27,409,556
LIEAP Infrastructure Investments & Jobs Act	245,673	191,519	-
Total	$20,906,166	$43,346,125	$27,409,556

(1) The supplemental benefit includes authorized federal funds not expended prior to June 30, 2026, for the 2026 LIEAP heating season. No supplemental benefit is budgeted for the 2027 LIEAP season in FY 2028.

FY 2027: $43,346,125. The FY 2027 request is an increase of $22,439,959. Due to the late start of the 2026 LIEAP season, some regular and all supplemental benefits will be issued in FY 2027. No supplemental payment is projected for the 2027 season.

FY 2028: $27,409,556. The request is a decrease of $15,825,569 which represents the supplemental payments for the 2026 LIEAP season being paid in FY 2027 and the end of the Infrastructure Investments and Jobs Act funding. No supplemental is projected for FY 2028.

Narrative – DA 400	Agency:	KS Dept. for Children and Families
State of Kansas	Program:	Economic and Employment Services
Division of the Budget	Subprogram:	Refugee Assistance

Subprogram Refugee Assistance – 25530

Description The Refugee Social Services program provides funding to help refugees find and maintain employment that supports long-term self-sufficiency. DCF has an agreement with a not-for-profit organization to provide services such as case management, employment assessments, employment-related training, translation services, and other supportive services.

Previously, federal Refugee Social Services funds were paid directly to the not-for-profit organization. Beginning in FY 2026, federal guidance required these funds to be paid directly to states. States may then enter into agreements with local organizations to carry out the required program activities.

Priority 26

Required by Statute Discretionary

Maintenance of Effort or Matching Requirement No

Statutory Requirements

- KSA 39-708c(a) authorizes the Department for Children and Families (DCF) to cooperate with the federal government to qualify for federal funds.
- 8 USC 1522 authorizes funds for the domestic resettlement of and assistance to refugees.
- 8 USC 1522(c)2(B) authorizes payments States for the primary purpose of facilitating refugee employment and achievement of self-sufficiency.

Purpose Provide services to refugees to enable them to find employment and become self-sufficient.

Consequences of Not Funding Refugee families would be unable to be self-sufficient and become reliant on other assistance.

Narrative – DA 400	Agency:	KS Dept. for Children and Families
State of Kansas	Program:	Economic and Employment Services
Division of the Budget	Subprogram:	Refugee Assistance

Performance Data

Performance Indicator	FY 2021 Actual	FY 2022 Actual	FY 2023 Actual	FY 2024 Actual	FY 2025 Actual	FY 2026 Actual	FY 2027 Estimate	FY 2028 Estimate
Percentage of eligible clients assessed for services who received at least one assigned service within 30 days of enrollment. (1)	---	---	---	---	---	92.0%	95.0%	95.0%

(1) New program as of SFY 2026 (October 1, 2025), data is for a partial year.

Expenditure Justification

Grants, Aid to Local Governments, and Assistance (Acct Code 550000)

DCF has awarded a grant to a non-profit organization to administer the Refugee Social Services program. The purpose of this grant is to assist eligible refugees to obtain and maintain employment, leading to self-sufficiency for the refugees and their families. Federal funds awarded must be liquidated prior to the end of the fiscal year following the award year.

Refugee Social Service Grants

Item	FY 2026 Actual	FY 2027 Estimate	FY 2028 Estimate
Refugee Social Services Grants (1)	267,041	698,258	698,258
Assistance	267,041	698,258	698,258
Financing			
Federal Refugee Social Services Funds	$267,041	$698,258	$698,258

(1) Effective October 1, 2025, DCF became the responsible entity for these federal funds. Previously, the federal funds were provided directly to the non-profit. However, a review of regulations at the federal level determined these funds had to be paid to a state entity. FY 2026 is the first year DCF has received these funds.

FY 2027: $698,258. The request is an increase of $431,217. This increase represents a full year of projected grants and federal funding.

FY 2028: $698,258. The request is consistent with FY 2027.

Subprogram Child Care Assistance – 25600

Description Child Care Assistance provides low-income, working families with access to affordable, quality child care that allows them to continue working, attend training, or continue their education; or provides access to care for families whose children are receiving protective services. Child care benefits vary depending on the family's income, the number of children in care, hours of care, the age of the child, and the type and location of the child care setting. The first major federal child care program originated in 1990 and was amended by the Personal Responsibility and Work Opportunity Act of 1996, and again by the Child Care and Development Block Grant Act of 2014. The 2014 CCDF Reauthorization extended the continuity of child care, increased child care licensing requirements, and strengthened quality requirements.

Beginning in FY 2021, the method of paying for child care was changed from authorizing funds for a specific number of hours based on the parent's work schedule to authorizing child care in part-time or full-time blocks. During FY 2022, subsidy rates paid to providers were increased to the equivalent of the 85th percentile according to a statewide child care rate survey, the family share deductions were removed for families with less than 100% Federal Poverty Level (FPL) and for others it was reduced to 3% or less for families above 100% FPL, and initial eligibility income limits were increased to 250% FPL. During FY 2024, initial eligibility limits were increased to 85% of the State Median Income (SMI).

Beginning in July 2024, differential payments began for child care providers serving children in foster care. These payments were to support stable and quality child care placements for DCF-enrolled providers serving children with unique needs.

Effective July 1, 2027, CCDF Lead Agency responsibilities transferred from DCF to the Kansas Office of Early Childhood (KOEC). KOEC assumed responsibility for federal compliance and policy making. DCF maintained responsibility for determining eligibility and case management related to child care assistance based on policy developed and implemented by KOEC. DCF also maintained responsibility for making child care assistance benefits available on authorized families' EBT cards.

DCF will maintain responsibility for drawing and claiming all federal CCDF funds awarded during and before federal fiscal year 2026. Beginning with awards issued for federal fiscal year 2027, KOEC will assume responsibility.

Priority NA

Required by Statute Discretionary

Maintenance of Effort or Matching Requirement

Matching and MOE

Statutory Requirements

- K.S.A. 75-7701 creates the Kansas Office of Early Childhood (KOEC) making it responsible for the implementation of child care policies, processes, procedures and funding and transferring administration of child care subsidy from the Department for Children and Families (DCF) to KOEC.
- K.S.A. 75-7701 allows KOEC to enter into agreements with the DCF for the administration of child care subsidy according to K.S.A. 39-709.
- KSA 39-708c(a) authorizes the DCF to cooperate with the federal government to qualify for federal funds.
- KSA 39-709(b)(16) requires DCF to adopt rules and regulations for the Child Care Subsidy Program.
- 42 USC 618 provides Child Care and Development mandatory and matching funds for State child care assistance programs.
- 42 USC 9857 et seq. provides Child Care and Development discretionary funds for State Child Care assistance programs.

Purpose

Enable low-income families to continue working, attend training, or continue their education while providing safe and developmentally appropriate care for children.

Consequences of Not Funding

A penalty would be incurred for failing to meet a TANF provision requiring child care to be provided to the children of TANF recipients in work activities. In addition, low-income, employed parents who rely on child care would either be unable to continue working or would be compelled to leave their children in unsafe care arrangements.

Performance Data

Performance Indicator	FY 2021 Actual	FY 2022 Actual	FY 2023 Actual	FY 2024 Actual	FY 2025 Actual	FY 2026 Actual	FY 2027 Estimate	FY 2028 Estimate
Percentage of employed families receiving Child Care Assistance whose earnings increase at the next review (1)	66.2%	66.7%	69.2%	70.7%	70.4%	70.3%	N/A	N/A

(1) Responsibility for the oversight and performance of this program was transferred to KOEC effective July 1, 2026.

Expenditure Justification

Grants, Aid to Local Governments, and Assistance (Acct Code 550000)

Based on policy and guidance from KOEC, the Child Care Assistance program provides services for the following:

- Families receiving TANF Cash Assistance or Food Assistance, to assist with TANF or Food Assistance work requirements and obtaining employment.
- Low-income, working families. Caregivers must work at least 20 hours per week to be eligible for child care assistance.
- Families in education or training activities to support their employment.
- Teen parents completing high school or GED.
- Children receiving Prevention and Protection Services and some other families with temporary emergency needs.
- Kansas Early Head Start families.

Child Care Assistance is determined based on multiple factors including family income, hours of employment, the child's schedule, age of the child, and child care setting.

Assistance and caseload estimates are included in the following table:

Child Care Assistance

Item	FY 2026 Actual	FY 2027 Estimate	FY 2028 (4) Estimate
Base Caseload			
Average Monthly Families	8,982	9,365	-
Average Monthly Children	15,338	15,993	-
Cost Per Month/Per Child	$620	$642	$0
Assistance	$114,044,788	$123,117,054	$0
Differential Payments for Foster Children			
Assistance	$1,255,782	$1,266,173	$0
Total Assistance	$115,300,570	$124,383,227	$0

Financing

State General Funds (1)	14,520,294	-	-
Children's Initiative Fund (1)	5,033,679	-	-
Social Services Block Grant	188,877	188,877	-
CCDF Discretionary Funds (2)	73,296,845	115,980,382	-
CCDF Mandatory Funds (3)	1,943,527	1,439,985	-
CCDF Matching Funds (3)	20,317,348	6,773,983	-
Total	$115,300,570	$124,383,227	$0

(1) All state funding related to child care assistance has been appropriated to KOEC effective July 1, 2027.
(2) CCDF Discretionary Funds from prior federal fiscal years will be drawn and spent directly by DCF. Once these balances have been reduced, reimbursement requests will be submitted to KOEC for CCDF funds awarded for federal fiscal years 2027 and beyond.
(3) FY 2027 amounts for CCDF Mandatory and Matching funds represent remaining funds from the federal fiscal year 2026 awards. Beginning with federal fiscal year 2027, KOEC will draw and claim these funds. Reimbursement of DCF expenditures, related to child care assistance, will be provided by KOEC.
(4) Effective July 1, 2027, all child care assistance payments will be processed and made through KOEC.

FY 2027: $124,383,227. The FY 2027 request represents an increase of $9,082,657 over FY 2026. The caseload associated with this program is projected to continue increasing. Additionally, the amount per child reflects an annual rate increase.

FY 2028: $0. The FY 2028 request represents a decrease of $124,383,227 from FY 2027. There is no request for child care assistance funds for FY 2028, as KOEC will assume responsibility for these payments.

Narrative – DA 400	Agency:	KS Dept. for Children and Families
State of Kansas	Program:	Economic and Employment Services
Division of the Budget	Subprogram:	Child Care Quality

Subprogram Child Care Quality – 25700

Description The core role of this program is to improve the quality of child care services for all children in Kansas to ensure it is safe, effective, and developmentally supportive. This includes providing information to parents about child care available in their communities and referrals to other programs in response to family needs. This is accomplished by maintaining a database on child care programs, building the supply, and improving the quality of child care by providing training and technical assistance to new and existing child care providers in Kansas.

This program transferred to the Kansas Office of Early Childhood (KOEC) effective July 1, 2027.

Priority NA

Required by Statute Discretionary

Maintenance of Effort or Matching Requirement Not applicable

Statutory Requirements

- K.S.A. 75-7701 creates the Kansas Office of Early Childhood making it responsible for the implementation of child care policies, processes, procedures and funding and transferring administration of child care quality from the Department for Children and Families (DCF) to KOEC.
- KSA 39-708c(a) authorizes the Department for Children and Families (DCF) to cooperate with the federal government to qualify for federal funds.
- 42 USC 9857(b)(3) and (b)(5) establish child care quality as a major purpose of the Child Care and Development Block Grant.

Purpose Provide high-quality child care environments that have lasting benefits to children.

Consequences of Not Funding A penalty for failing to meet Child Care and Development Fund spending targets for both child care quality and infants and toddlers would be incurred. Parents would receive less information on child care resources. The qualifications of the child care workforce would decline.

Narrative – DA 400	Agency:	KS Dept. for Children and Families
State of Kansas	Program:	Economic and Employment Services
Division of the Budget	Subprogram:	Child Care Quality

Performance Data

Performance Indicator	FY 2021 Actual	FY 2022 Actual	FY 2023 Actual	FY 2024 Actual	FY 2025 Actual (1)	FY 2026 Actual	FY 2027 Estimate	FY 2027 Estimate
Percentage increase of child care providers accessing professional development (2)	-6.0%	4.0%	7.6%	9.2%	36.0%	12.0%	N/A	N/A

(1) FY 2025 increase in providers accessing professional development is a one-time increase as a result of Recovery Funded professional development activities and programs becoming available.

(2) Responsibility for this program and its performance was transferred to KOEC effective July 1, 2026.

Expenditure Justification

Salaries (Acct Code 510000)

For FY 2026, Child Care Quality included 2.0 Public Service Administrator positions responsible for coordinating activities with partners, organizations and parents to improve and expand the quality of child care services. These FTE were transferred to KEC effective July 1, 2026.

Category	FY 2026 Approved	FY 2027 Estimate	FY 2028 Estimate	***Change:*** FY 2027	FY 2028
Public Service Administrator	2.00	-	-	(2.00)	-
Total	2.00	-	-	(2.00)	-

No salary expenses are requested for FY 2027 or FY 2028. The FTE assigned to this program in FY 2026 were moved under the direction of the KOEC effective July 1, 2026.

Other Operating Expenses (Acct Code 520000-540000)

These costs reflect the operating and professional service costs necessary to operate a program designed to improve the quality of child care.

The Child Care Quality expenses are devoted to professional fees related to child care resource and referral, workforce development and the expansion of infant and toddler care.

Rents

Item	FY 2026 Actual	FY 2027 Estimate	FY 2028 Estimate
Space and Software Rental	$28,911	$0	$0

Maintenance and Repairs

Item	FY 2026 Actual	FY 2027 Estimate	FY 2028 Estimate
Computer Software Maintenance and Service (1)	$48,525	$50,160	$0

(1) Agreement for website maintenance retained by DCF at the request of KOEC for FY 2027. KOEC will evaluate the need to continue the agreement for FY 2028.

Travel

Item	FY 2026 Actual	FY 2027 Estimate	FY 2028 Estimate
Travel	$1,375	$0	$0

Fees and Professional Services

Professional fees are awarded as contracts as detailed below:

Item	FY 2025 Actual	FY 2026 Estimate	FY 2027 Estimate
Child Care Market Study	148,990	-	-
Data Management System	34,340	-	-
Total	$183,330	$0	$0

FY 2027: $50,160. The FY 2027 request represents a decrease of $212,032 from FY 2026 actuals. Th decrease is due to administration of the program being transferred to KOEC effective July 1, 2026.

FY 2028: No request for FY 2028 as the program will be administered by KOEC.

Grants, Aid to Local Governments, and Assistance (Acct Code 550000)

This category includes grants used for the development of quality child care facilities for infants and toddlers.

Narrative – DA 400	Agency:	KS Dept. for Children and Families
State of Kansas	Program:	Economic and Employment Services
Division of the Budget	Subprogram:	Child Care Quality

Grants

Item	FY 2026 Actual	FY 2027 Estimate	FY 2028 Estimate
Infant Toddler Quality Development Grants	2,383,148	-	-
Resource and Referral Services	1,920,397	-	-
Workforce Development	3,774,647	-	-
Child Care Quality and Improvement	4,287,347		
Total	$12,365,539	$0	$0

Financing

CCDF Discretionary - Regular	12,365,539	-	-
Total	$12,365,539	$0	$0

FY 2027: No funds are requested for FY 2027. Responsibility for this program and these grants have been transferred to KOEC effective July 1, 2026.

FY 2028: No funds are requested for FY 2028. Responsibility for this program and these grants have been transferred to KOEC effective July 1, 2026.

Subprogram Kansas Early Head Start – 25725

Description Kansas Early Head Start (KEHS) serves low-income pregnant women and families with infants, toddlers, and children with disabilities. The KEHS program is a comprehensive program designed to meet the individual needs of each child and family. Program services include services such as quality early education, parent education, comprehensive health and mental health services, nutrition education, family support services and child care for families what are employed attending school or in an approved job training program. KEHS has two models: Home Visitation (TANF funded) and Child Care Partnership (CCDF funded). The home visitation program is modeled after the Federal Early Head Start Program and began in FY 1999. The KEHS Child Care Partnerships began in FY 2017. Within each partnership, the KEHS agency/grantee provides comprehensive services to child care programs that exhibit need, desire to participate, and have a willingness to follow enhanced program regulations.

These programs were transferred to the Kansas Office of Early Childhood effective July 1, 2027.

Priority NA

Required by Statute Discretionary

Maintenance of Effort or Matching Requirement MOE

Statutory Requirements

- K.S.A. 75-7701 creates the Kansas Office of Early Childhood (KOEC) making it responsible for the implementation of child care policies, processes, procedures and funding and transferring administration for the Kansas Early Head Start grants from the Department for Children and Families (DCF) to KOEC.
- KSA 39-708c(a) authorizes the Department for Children and Families (DCF) to cooperate with the federal government to qualify for federal funds.
- 42 USC 601(a) establishes the four purposes of the Temporary Assistance for Needy Families (TANF) Program. Services that promote successful outcomes among children fall under TANF purpose 3.
- 42 USC 9857 et seq. provides Child Care and Development (CCDF) discretionary funds for State child care assistance.

Purpose Promote school readiness among young children ages 0-3 from low-income families.

Consequences of Not Funding Fewer children would be adequately prepared to enter school, resulting in negative long-term consequences.

Performance Data

Performance Indicator	FY 2021 Actual	FY 2022 Actual	FY 2023 Actual	FY 2024 Actual	FY 2025 Actual	FY 2026 Actual	FY 2027 Estimate	FY 2028 Estimate
Percent of KEHS child care partnerships that provide quality early learning environments. (1)	95.0%	80.0%	85.1%	85.2%	90.8%	84.0%	N/A	N/A

(1) Responsibility for this program and its performance was transferred to KOEC effective July 1, 2026.

Expenditure Justification

Grants, Aid to Local Governments, and Assistance (Acct Code 550000)

This category grants to local agencies providing Early Head Start services. The following table details the caseload estimates:

Kansas Early Head Start

Item	FY 2026 Actual	FY 2027 Estimate	FY 2028 Estimate
Average Monthly Persons	791	-	-
Cost Per Child	$15,045	-	-
Assistance	$11,900,978	$0	$0
Financing			
TANF Block Grant	4,474,486	-	-
CCDF Discreationary Funds	7,426,492	-	-
Total	$11,900,978	$0	$0

FY 2027: No funds are requested for FY 2027. Responsibility for this program and these grants have been transferred to KOEC effective July 1, 2026.

FY 2028: No funds are requested for FY 2028. Responsibility for this program and these grants have been transferred to KOEC effective July 1, 2026.

Subprogram Food Assistance – 25800

Description The Summer EBT program authorizes benefits to eligible families with school-age children during the summer months. Benefits are paid as a lump sum covering three summer months. These benefits are paid to families using funds provided through a federal grant that is separate from the regular SNAP benefits.

Priority 5

Required by Statute Discretionary

Maintenance of Effort or Matching Requirement Not applicable

Statutory Requirements

- KSA 39-708c(a) authorizes the Department for Children and Families (DCF) to cooperate with the federal government to qualify for federal funds.
- The Consolidated Appropriations Act, 2023 (P.L. 117-328) authorized a nationwide Summer Electronic Benefit Transfer program beginning in 2024.
- 7 USC 2013 establishes the Supplemental Nutrition Assistance Program (SNAP) and authorizes the program to be administrated by states.

Purpose Provide benefits to families with eligible school-aged children to allow the purchase of food during the summer months when school lunch programs are not operating.

Consequences of Not Funding Children may have inadequate food and nutrition during the summer months.

Performance Data

Performance Indicator	FY 2021 Actual	FY 2022 Actual	FY 2023 Actual	FY 2024 Actual	FY 2025 Actual (1)	FY 2026 Actual	FY 2027 Estimate	FY 2028 Estimate
Number of children served during the Summer EBT Session	--	--	--	--	130,061	133,047	140,000	140,000

(1) During FY 2026, benefits were issued for two summer periods. The number reported is the average.

Expenditure Justification

Grants, Aid to Local Governments, and Assistance (Acct Code 550000)

Summer EBT Assistance

To be eligible for benefits, families must qualify financially and be enrolled in an allowed school setting, which may include home-school. Most families will be identified using information from the school district which identify students eligible for free or reduced lunches. An application period will also be established to allow families not identified through school data to apply for benefits. Eligible children will be authorized a lump sum benefit of $120 per summer which will be placed on the family's EBT card.

Item	FY 2026 Actual	FY 2027 Estimate (1)	FY 2028 Estimate
Annual Families	68,143	71,704	71,704
Annual Persons	133,047	140,000	140,000
Benefits per Child (2)	$115	$137	$120
Total Assistance	$15,328,099	$19,244,311	$16,800,000
Financing			
SNAP Summer EBT Benefits	$15,328,099	$19,244,311	$16,800,000

(1) Issuance of SEBT benefits for 2026 started in May 2026. Expenditures occur when benefits are drawn using the EBT card. FY 2027 figures include authorized benefits for the 2026 season which were not drawn until after July 1, 2026.
(2) Benefit amounts for FY 2026 represent actual funds withdrawn.

Summer EBT Assistance

During FY 2026, a significant skimming of EBT SNAP benefits occurred. Federal SNAP benefits cannot be replaced unless funded from another source. In response to this incident, a local organization donated funds to replace the food assistance benefits stolen.

Item	FY 2026 Actual	FY 2027 Estimate	FY 2028 Estimate
Families Impacted	46	-	-
Average Benefits Replaced per Family	$213	$0	$0
Total Assistance	$9,800	$0	$0
Financing			
Donated Replacement Funds (1)	$9,800	$0	$0

(1) All replacement funds available were used during FY 2026.

FY 2027: $19,244,311 – The FY 2027 request represents an increase of $3,906,412 from FY 2026. The increase represents SEBT benefits authorized for the 2026 season but not drawn until FY 2027. Additionally, no replacement funds are expected for FY 2027.

FY 2028: $16,800,000 – The request for FY 2028 is a decrease of $2,444,311. No benefit payments for the 2027 SEBT season are projected to be carried into FY 2028.

Subprogram SNAP Employment and Training – 25850

Description

SNAP Employment & Training. program promotes employment and self-sufficiency by providing job search assistance, education and training, work experience, and job retention services to eligible SNAP recipients who do not receive Temporary Assistance for Needy Families (TANF). The program was established by the Food Security Act of 1987 and is designed to help participants gain the skills, training, and support needed to obtain and maintain employment.

H.R. 1, signed into law in July 2025, increased the age range for an Able-Bodied Adult without Dependents between 18 and 64. As a Mandatory state, ABAWDs who are not exempt and are not working 30 hours a week to meet the required work participation are assigned to participate in SNAP Employment and Training.

SNAP Employment & Training Certified Match Awards. To expand employment and training opportunities across Kansas, DCF is developing service contracts with local workforce and community partners through the SNAP Employment and Training 50/50 Certified Match program. These agreements are funded with federal SNAP E&T 50/50 administrative matching funds, with participating organizations providing the required non-federal certified match. No State General Fund dollars are used to support these agreements.

Priority 25

Required by Statute Discretionary

Maintenance of Effort or Matching Requirement Matching

Statutory Requirements

- KSA 39-708c(a) authorizes the Department for Children and Families (DCF) to cooperate with the federal government to qualify for federal funds.
- 7 USC 2015(d)(4) requires States to design an employment and training program to promote employment among SNAP recipients.
- 7 USC 2027(b) authorizes pilot projects by States and other jurisdictions to test improvements in SNAP work programs.

Purpose End dependence on SNAP by helping low-income adults become self-sufficient through employment and job readiness services.

Consequences of Not Funding Job readiness services would not be available for SNAP recipients. The State would not obtain state plan approval for the SNAP Program.

Performance Data

Performance Indicator	FY 2021 Actual	FY 2022 Actual	FY 2023 Actual	FY 2024 Actual	FY 2025 Actual	FY 2026 Actual	FY 2027 Estimate	FY 2028 Estimate
Percent of SNAP E&T (ABAWD) clients entering employment monthly	24.9%	25.6%	19.1%	12.3%	17.1%	14.3%	17.0%	19.0%

Expenditure Justification

Salaries (Acct Code 510000)

The SNAP Employment and Training program includes 20 FTE. These FTE are responsible for managing and overseeing the SNAP E&T program. SNAP E&T staff maintain caseloads and provide case management services for individuals required to participate.

Category	FY 2026 Approved	FY 2027 Estimate	FY 2028 Estimate	***Change:*** FY 2027	FY 2028
Program Manager	1.00	1.00	1.00	-	-
Public Service Executive	1.00	1.00	1.00	-	-
Human Services Specialists	18.00	18.00	18.00	-	-
Total	20.00	20.00	20.00	-	-

FY 2027: $1,128,549. All authorized positions are budgeted. A shrinkage rate of 14.8 percent was applied.

FY 2028: $1,195,854. All authorized positions are budgeted. A shrinkage rate of 14.8 percent was applied.

Other Operating Expenses (Acct Code 520000-540000)

Other operating costs represent the costs associated with administering the SNAP E&T Program as detailed in the following table:

Item	FY 2026 Actual	FY 2027 Estimate	FY 2028 Estimate
Cell Phones	975	960	960
Printing	266	200	200
Travel	9,843	13,000	13,000
SNAP E&T Certified Match Contracts (1)	8,833	100,000	100,000
Other Professional Fees	3,749	3,750	3,750
Vehicle Fuel and Supplies	479	1,000	1,000
Capital Outlay	1,430	1,667	1,667
Total	$25,575	$120,577	$120,577

(1) The SNAP E&T contracts are paid using Federal Matching Administrative funds. Participating contractors are required to use other funding sources to meet the matching requirements. Program staff are seeking to expand the number of participating contractors to fully utilize funds.

FY 2027: $120,577. The request for FY 2027 represents an increase of $95,002. This increase is due primarily to expected expansion of the SNAP E&T Certified Match Contracts.

FY 2028: $120,577. The request for FY 2028 is consistent with FY 2027.

Grants, Aid to Local Governments, and Assistance (Acct Code 550000)

This category includes the participant expenses for adults in the SNAP Employment and Training program. Costs include services associated with job search, education related to employment, and job retention and may include, but not be limited to, expenses for transportation, work clothing, work tools, etc.

The following table details the caseload estimates:

Narrative – DA 400	Agency:	KS Dept. for Children and Families
State of Kansas	Program:	Economic and Employment Services
Division of the Budget	Subprogram:	SNAP Employment and Training

Assistance Payments

Item	FY 2026 Actual	FY 2027 Estimate	FY 2028 Estimate
SNAP E&T Participant Expenses			
Average Monthly Persons	1,662	2,000	2,000
Monthly Benefit per Person	$19.02	$27.00	$29.77
SNAP E&T Participant Expenses	$379,344	$648,000	$714,420
Total Assistance	**$379,344**	**$648,000**	**$714,420**
Financing			
State General Funds	189,672	324,000	357,210
SNAP E&T Matching Funds	189,672	324,000	357,210
Total	**$379,344**	**$648,000**	**$714,420**

(1) SNAP E&T funds include an adjustment for Certified Match Contract payments posted as assistance.

FY 2027: $648,000. The FY 2027 request is an increase of $268,656 over FY 2026. The increase includes an expanded caseload and an increase in the monthly benefits paid per person for the SNAP E&T program.

FY 2028: $714,420. The FY 2028 request is an increase over FY 2027 of $66,420. The increase is due to a projected increase to the average monthly benefits paid per participant.

Narrative – DA 400	Agency:	KS Dept. for Children and Families
State of Kansas	Program:	Rehabilitation Services
Division of the Budget	Subprogram:	

PROGRAM OVERVIEW - Rehabilitation Services - 26000

Rehabilitation Services (RS) oversees a variety of programs for Kansans with disabilities. These include Vocational Rehabilitation (VR), Services for the Blind and Visually Impaired, Disability Determination Services, the Kansas Commission for the Deaf and Hard of Hearing (KCDHH) and the Independent Living program. RS represents the cornerstone of the Department for Children and Families' (DCF) efforts to help people with disabilities become gainfully employed and self-reliant. VR emphasizes community-based services, integration, competitive integrated employment and informed choice by the client. VR services are delivered via local offices through each of the DCF regions.

Goals

1. Assist individuals with disabilities to gain or regain their independence through employment
2. Provide independent living services to facilitate community inclusion and integration for Kansans with disabilities
3. Perform timely and accurate disability decisions
4. Assure access to qualified sign language interpreters
5. Prepare youth with disabilities to achieve employment and self-reliance as adults

Subprograms Established to Assist with Mission

26110 – Rehabilitation Services Administration
26150 – Deaf and Hard of Hearing Services
26200 – Services for the Blind
26300 – Disability Determination Services
26400 – Rehabilitation Services Case Services
26500 – Rehabilitation Services Independent Living
26960 – Rehabilitation Services Client Services Title I

Subprogram Rehabilitation Services Administration – 26110

Description

Rehabilitation Services (RS) represents the cornerstone of the Department for Children and Families' (DCF) efforts to help people with disabilities become gainfully employed and self-reliant. Vocational Rehabilitation (VR) emphasizes community-based services, integration, competitive integrated employment, and informed choice by the client. VR services are delivered via local offices through the six DCF regions. VR counselors assist people with disabilities in determining eligibility, assessing their skills and interests, developing individualized plans for employment, and arranging for the services they need to become employed. The VR program is a core partner with other workforce development programs operated by the Kansas Department of Commerce and the Kansas Board of Regents, as mandated by the Workforce Innovation and Opportunity Act (WIOA). As a result, VR services and resources are required to support the broader workforce system, with the objective of decreasing duplication of effort and maximizing the opportunities for Kansans with disabilities to obtain, maintain and regain employment. Additional requirements in WIOA include: submission of the VR portion of the Combined State Plan including the VR portion and Common Elements, which Kansas submitted modifications in Spring of 2026 covering program years 2026 and 2027 with all to be completed and approved by July 2026; paying for a percentage of local workforce program one-stop centers' infrastructure costs; and sharing in the costs, development and implementation of inter-operable data systems between the WIOA partner programs. WIOA also results in significant new requirements for VR. VR must set aside 15 percent of the VR program federal funds to provide Pre-Employment Transition Services (Pre-ETS).

Pre-ETS are intended to encourage youth with disabilities to prepare for employment as adults. Services may include work-based learning experiences, job exploration counseling, post-secondary education counseling, workplace readiness training to develop social skills and independent living, and instruction in self-advocacy. Services are provided by RS staff in DCF regional offices and through contracts with community partners. In addition, a new requirement for VR under WIOA is to assess and counsel Kansans with disabilities, ages 16-24, seeking employment in sub-minimum wage employment permitted under a section 14(c) certificate as provided under the Fair Labor Standards Act for their interests and abilities to be successful in competitive integrated employment; and counsel adults already employed in sub-minimum wage jobs for their interests and abilities to achieve competitive integrated employment.

Finally, RS is in the process of replacing the Kansas Management Information System (KMIS); the data collection, bill-pay and reporting system for the vocational rehabilitation program. KMIS was developed 30+ years ago and currently operates on software platforms from that era. Increased data collection and reporting requirements from the US Department of Education Rehabilitation Services Administration have been difficult to implement as finding software developers that are familiar with the KMIS software platforms are becoming increasingly scarce. In FY 2023, the funding for KMIS was no longer with RS but instead in the IT budget to better assist in the development of a new system.

Priority 43

Required by Statute	Discretionary
Maintenance of Effort or Matching Requirement	Matching
Statutory Requirements	• KSA 39-708c(c) authorizes DCF to cooperate with the federal government to qualify for federal funds. This statute applies to all Rehabilitation Services subprograms. • 29 USC 721(a)(21) requires States to establish a State Rehabilitation Council as a condition of VR state plan.
Purpose	Develop policies, implement federal requirements and oversee vocational rehabilitation services, grants to independent living centers, services for persons who are blind or visually impaired, the Kansas Commission for the Deaf and Hard of Hearing, and Disability Determination Services. It also supports the federally mandated State Rehabilitation Council which provides guidance in the implementation of the Vocational Rehabilitation (VR) program and direction in developing the State Plan. The Council, which was established in 1998, was preceded by a state-established advisory committee that began in 1986.
Consequences of Not Funding	The absence in management of these programs would impair the execution of agency initiatives and policies, as well as the operation of federal programs. Lack of support for the State Rehabilitation Council would result in the failure to secure State Plan approval, and therefore federal VR funds.
Performance Data	Not applicable

Expenditure Justification

Salaries (Acct Code 510000)

Rehabilitation Services Administration currently has 16.0 positions.

The following table shows the administration staffing by category for FY 2026 to FY 2028.

Category	FY 2026 Actual	FY 2027 Estimate	FY 2028 Estimate
Director	1.0	1.0	1.0
Public Service Executives	7.0	7.0	7.0
Management Analysts	2.0	2.0	2.0
Project Manager	1.0	1.0	1.0
Counselor	1.0	1.0	1.0
Program Consultants	2.0	2.0	2.0
Support Staff	2.0	2.0	2.0
Total	16.0	16.0	16.0

FY 2027: $1,274,411. All authorized positions are budgeted. A shrinkage rate of 14.8 percent was applied.

FY 2028: $1,342,874. All authorized positions are budgeted. A shrinkage rate of 14.8 percent was applied.

Other Operating Expenses (Acct Code 520000-540000)

These costs reflect the daily operating expenses and professional service costs applicable to Rehabilitation Services.

The following tables detail the Other Operating Expenditures accounts:

Communication

Item	FY 2026 Actual	FY 2027 Estimate	FY 2028 Estimate
Postage and Central Mail	8,923	8,700	8,700
Commercial Phone Service	2,650	2,665	2,665
Cell Phones	4,651	5,435	5,435
Total	$16,224	$16,800	$16,800

Freight & Express

Item	FY 2026 Actual	FY 2027 Estimate	FY 2028 Estimate
Freight & Express	$80	$250	$250

Printing

Item	FY 2026 Actual	FY 2027 Estimate	FY 2028 Estimate
Printing	$6,655	$5,397	$5,397

Rents

Item	FY 2026 Actual	FY 2027 Estimate	FY 2028 Estimate
Copier Lease	5,261	5,311	5,311
Building Space Rental	4,671	6,028	6,028
Equipment Rental (1)	11,719	11,200	11,200
Total	$21,651	$22,539	$22,539

(1) Equipment rental includes the Social Security Morrow Tracker. This system is used in multiple states and has proven to significantly improve collections from social security.

Travel

Item	FY 2026 Actual	FY 2027 Estimate	FY 2028 Estimate
Travel	$11,696	$25,414	$25,414

Fees - Other Services

Item	FY 2026 Actual	FY 2027 Estimate	FY 2028 Estimate
Training and Conference Registration	65,828	78,359	78,359
Monumental Surcharge for DDS & KS Disability Caucasus Sponsorship	180,239	244,238	244,238
Other Fees	50	-	-
Total	$246,117	$322,597	$322,597

Fees - Professional Services

Item	FY 2026 Actual	FY 2027 Estimate	FY 2028 Estimate
Information Technology Programming	-	21,156	21,156
Vocational Rehabilitation Counselor	63,277	65,250	65,250
Interpreting Services & Comprehensive Statewide Needs Assessment (1)	84,765	7,425	7,425
Total	$148,042	$93,831	$93,831

(1) A Comprehensive Statewide Needs Assessment is required every three years to review program and services needs with stakeholders. The remaining amount was paid in FY 2026. FY 2027 goes back to original funding.

Other Contractual Services

Item	FY 2026 Actual	FY 2027 Estimate	FY 2028 Estimate
YESLMS Training Software System	$30,750	$30,750	$30,750

Commodities

Item	FY 206 Actual	FY 2027 Estimate	FY 2028 Estimate
Fuel Costs	671	892	892
Office & Data Processing Supplies	2,015	2,175	2,175
Professional & Other Supplies	316	9,693	9,693
Total	$3,002	$12,760	$12,760

Capital Outlay

Item	FY 2026 Actual	FY 2027 Estimate	FY 2028 Estimate
Software	-	1,252	1,252
Other Capital Outlay (1)	54,724	3,785	3,785
Total	$54,724	$5,037	$5,037

(1) FY 2026 Capital Outlay included one-time costs related to the Docking Café.

FY 2027: $535,375. This request is an increase of $3,566 from FY 2026.
FY 2028: $535,375. The request is the same as FY 2027.

Grants, Aid to Local Governments, and Assistance (Acct Code 550000)

This category includes the grants to local agencies.

Grants

Item	FY 2026 Actual	FY 2027 Estimate	FY 2028 Estimate
Envision Grant (1)	600,000	-	-
GILA Grant (2)	215,000	215,000	-
BEP Task Force	-	32,000	32,000
Total	815,000	247,000	32,000

(1) Envision was funded for FY 2026 only.
(2) GILA funded for FY 2026 and FY 2027.

FY 2027: $247,000. This request is a decrease of $568,000 from FY 2026. This decrease is primarily attributable to the one-time grant in FY 2026 for Envision.

FY 2028: $32,000. The request is a decrease of $215,000 from FY 2027. The decrease is attributed to the grant for GILA not being funded for FY 2028.

Subprogram Deaf and Hard of Hearing Services – 26150

Description The Kansas Commission for the Deaf and Hard of Hearing (KCDHH) develops and implements a program of information and referral, advocacy, public education and sign language interpreter registration. It also works with other organizations throughout Kansas to ensure the coordination and availability of services for people who are deaf and hard of hearing. A key function of the commission is the registry of sign language interpreters and ensuring those interpreters meet or exceed minimum skill levels and certification. KCDHH will continue to carry out its responsibilities for the implementation and reporting on the early-language assessment program required by 2016 Senate Sub 323. The Commission was established in 1983 within the Rehabilitation Services Program. Passage of SB 62 (2022) elevates the interpreter registry as a licensure and expands other communication access services.

Priority 35

Required by Statute Mandatory

Maintenance of Effort or Matching Requirement Not applicable

Statutory Requirements

- KSA 75-5391 et seq. establishes the Kansas Commission for the Deaf and Hard of Hearing.

Purpose Advocate for Kansans who are deaf/hard of hearing, maintain sign language interpreter registry and other communication access services, facilitate development of Early Language Assessment Program.

Consequences of Not Funding Loss of advocacy role; no registry to verify qualifications of interpreters and other communication access services, failure to comply with Language Assessment Program requirements.

Performance Data

Performance Indicator	FY 2021 Actual	FY 2022 Actual	FY 2023 Actual	FY 2024 Actual	FY 2025 Actual	FY 2026 Actual	FY 2027 Estimate	FY 2028 Estimate
Number of new sign language interpreter registrations with the Kansas Commission for the Deaf and Hard of Hearing	83	40	37	34	42	62	85	85

Narrative – DA 400	Agency:	KS Dept. for Children and Families
State of Kansas	Program:	Rehabilitation Services
Division of the Budget	Subprogram:	Deaf and Hard of Hearing Services

Expenditure Justification

Salaries (Acct Code 510000)

Deaf and Hard of Hearing Services has 5.0 positions. A position was added in FY27 to support the Communication Access Fund (CAF) using existing KCDHH funding.

The following table shows the staffing by category from FY 2026 to FY 2028.

Category	FY 2026 Actual	FY 2027 Estimate	FY 2028 Estimate
Executive Director	1.0	1.0	1.0
Public Service Executive	2.0	2.0	2.0
Public Service Administrator	-	1.0	1.0
Support Staff	1.0	1.0	1.0
Total	4.0	5.0	5.0

FY 2027: $374,255. All authorized positions are budgeted. A shrinkage rate of 14.8 percent was applied.

FY 2028: $392,493. All authorized positions are budgeted. A shrinkage rate of 14.8 percent was applied.

Other Operating Expenses (Acct Code 520000-540000)

These costs reflect the operating and professional service costs necessary for day-to-day operations. The cost of interpreting services makes up the largest part of Contractual Services.

The following tables detail the Other Operating Expenditures accounts:

Communication

Item	FY 2026 Actual	FY 2027 Estimate	FY 2028 Estimate
Postage and Central Mail	20	640	640
Commercial Phone Service	338	500	500
Cell Phones and Other Communication	600	560	560
Total	$958	$1,700	$1,700

Freight & Express

Item	FY 2026 Actual	FY 2027 Estimate	FY 2028 Estimate
Freight & Exress	$0	$150	$150

Narrative – DA 400	Agency:	KS Dept. for Children and Families
State of Kansas	Program:	Rehabilitation Services
Division of the Budget	Subprogram:	Deaf and Hard of Hearing Services

Printing

Item	FY 2026 Actual	FY 2027 Estimate	FY 2028 Estimate
Printing	$1,328	$1,530	$1,530

Rents

Item	FY 2026 Actual	FY 2027 Estimate	FY 2028 Estimate
Carasoft - Granicus & Gridcheck	$7,782	$13,100	$13,100

Repairing and Servicing

Item	FY 2026 Actual	FY 2027 Estimate	FY 2028 Estimate
Zoom license renewal	$600	$707	$707

Travel

Item	FY 2026 Actual	FY 2027 Estimate	FY 2028 Estimate
Travel	$3,497	$6,200	$6,200

Fees - Other Services

Item	FY 2026 Actual	FY 2027 Estimate	FY 2028 Estimate
KCDHH Mobile Friendly Sitefinity Website	11,016	10,944	10,944
Other fees	26,518	27,043	27,043
Total	$37,534	$37,987	$37,987

Fees - Professional Services

Item	FY 2026 Actual	FY 2027 Estimate	FY 2028 Estimate
KCDHH Services Fee Fund	-	3,000	3,000
Interpreting Services	132,149	314,376	314,376
Total	$132,149	$317,376	$317,376

Other Contractual Services

Item	FY 2026 Actual	FY 2027 Estimate	FY 2028 Estimate
Membership dues	$220	$650	$650

Commodities

Item	FY 2026 Actual	FY 2027 Estimate	FY 2028 Estimate
Fuel Costs	469	872	872
Office & Data Processing Supplies	-	149	149
Professional & Other Supplies	1,923	1,823	1,823
Total	$2,392	$2,844	$2,844

Capital Outlay

Item	FY 2026 Actual	FY 2027 Estimate	FY 2028 Estimate
Capital Outlay	$631	$660	$660

FY 2027: $382,904. The request is an increase of $195,813 from FY 2026 due to a projected increase in interpretation services.

FY 2028: $382,904. No change from FY 2027.

Subprogram Services for the Blind – 26200

Description The Blind Services subprogram supports individuals who are legally blind in pursuing entrepreneurial opportunities and becoming self-reliant under the Business Enterprise Program (BEP). The origin of BEP was the Randolph-Sheppard Act of 1936, which authorized persons who are legally blind to operate vending stands in federal buildings. The Department for the Blind was established in the Kansas Board of Social Welfare in 1939. In 1974, the Blind Services Program was established within the Rehabilitation Services Program.

Priority 30

Required by Statute Mandatory

Maintenance of Effort or Matching Requirement Matching and MOE

Statutory Requirements

- KSA 39-708c(q) requires the Department for Children and Families (DCF) to develop programs and provide vocational rehabilitation for blind persons.
- KSA 75-3339 establishes the Division of Services for the Blind.
- KSA 75-3343 establishes a Vending Facilities Advisory Committee to the Division of Services for the Blind.
- 29 USC 720-733 establishes the Vocational Rehabilitation Act with the purpose of empowering individuals with disabilities to maximize employment, economic self-sufficiency, independence, and inclusion and integration into society.

Purpose Operate the Business Enterprise Program. Provide braille and other accommodations for persons with visual impairments.

Consequences of Not Funding Loss of employment for blind vendors. Reduced ability to provide timely accommodations.

Performance Data

Performance Indicator	FY 2021 Actual	FY 2022 Actual	FY 2023 Actual	FY 2024 Actual	FY 2025 Actual	FY 2026 Actual	FY 2027 Estimate	FY 2028 Estimate
Average annual earnings of blind vendors in the Business Enterprise Program (excludes military bases)	$13,760	$22,640	$28,766	$32,900	$33,705	$34,550	$35,900	$39,900

Expenditure Justification

Salaries (Acct Code 510000)

Services for the Blind has 2.0 positions.

The following table shows the staffing by category from FY 2026 to FY 2028.

Category	FY 2026 Actual	FY 2027 Estimate	FY 2028 Estimate
Program Consultant	1.0	1.0	1.0
Support Staff	1.0	1.0	1.0
Total	2.0	2.0	2.0

FY 2027: $116,427. All authorized positions are budgeted. A shrinkage rate of 14.8 percent was applied.

FY 2028: $123,553. All authorized positions are budgeted. A shrinkage rate of 14.8 percent was applied.

Other Operating Expenses (Acct Code 520000-540000)

These expenses primarily reflect the operating and professional service costs necessary to operate the Business Enterprise program (BEP). The BEP implements activities authorized under the federal Randolph Sheppard Act and Kansas law. The Randolph Sheppard Act mandates a priority to blind individuals receiving placement in and operation of vending stands and food service in federal buildings and military installations. Kansas law extends this priority to state and local buildings. Qualified legally blind individuals are trained in the development and maintenance of food service operations and, as openings arise, are placed in federal, state, county, city or other properties where they operate cafeterias, snack bars and vending machines. Once in the program, vendors receive marketing assistance, training in operating their business and accounting services. Repairs, servicing and other equipment comprise a significant portion of Contractual Services.

The following tables detail the significant Other Operating Expenditures accounts:

Communication

Item	FY 2026 Actual	FY 2027 Estimate	FY 2028 Estimate
Postage and Central Mail	-	590	590
Cell Phones	691	1,600	1,600
Total	$691	$2,190	$2,190

Freight and Express

Item	FY 2026 Actual	FY 2027 Estimate	FY 2028 Estimate
Moving BEP Equipment and Supplies	$1,632	$18,000	$18,000

Rents

Item	FY 2026 Actual	FY 2027 Estimate	FY 2028 Estimate
BEP Building Space Rental	11,065	9,000	9,000
BEP Equipment Rental	18,152	25,850	25,850
Total	$29,217	$34,850	$34,850

Repairs and Servicing

Item	FY 2026 Actual	FY 2027 Estimate	FY 2028 Estimate
Equipment Repairs and Servicing	77,672	220,000	220,000
Building & Grounds Repair & Servicing	-	3,774	3,774
Total	$77,672	$223,774	$223,774

Travel

Item	FY 2026 Actual	FY 2027 Estimate	FY 2028 Estimate
Travel	$6,756	$4,485	$4,485

Fees - Other Services

Item	FY 2026 Actual	FY 2027 Estimate	FY 2028 Estimate
Other Fees	$5,350	$4,300	$4,300

Fees - Professional Services

Item	FY 2026 Actual	FY 2027 Estimate	FY 2028 Estimate
BEP Accounting Services	-	5,000	5,000
Other Professional Fees (1)	-	334,599	599
Total	$0	$339,599	$5,599

(1) FY 2027 professional fees include a one-time consultant fee of $334,000.

Utilities

Item	FY 2026 Actual	FY 2027 Estimate	FY 2028 Estimate
Utilities	$8,748	$8,748	$8,748

Other Contractual Services

Item	FY 2026 Actual	FY 2027 Estimate	FY 2028 Estimate
National Association of Blind Merchants Dues, Quikbooks & Services	$2,970	$5,283	$5,283

Commodities

Item	FY 2026 Actual	FY 2027 Estimate	FY 2028 Estimate
Fuel Costs	-	870	870
Office & Data Processing Supplies	437	87	87
Professional & Other Supplies (1)	48,903	6,806	6,806
Total	$49,340	$7,763	$7,763

(1) FY 2026 includes one-time expenses for the Docking Café start-up.

Capital Outlay

Item	FY 2026 Actual	FY 2027 Estimate	FY 2028 Estimate
Equipment for Vending Stands (1)	$363,259	$246,488	$246,488

(1) Requested amounts for FY 2027 and FY2028 remain at the previously budgeted amount. The amount of equipment needing to be replaced varies from year to year. Actuals for FY 2026 also include one-time startup costs for Docking Café.

FY 2027: $895,550. This is an increase of $349,915 from FY 2026. This increase is primarily due to costs for BEP consultants for FY27 only. It should be noted that there are no state general funds used by the Business Enterprise Program. It is funded by a combination of federal and vendor profit set-aside funds.

FY 2028: $561,550. The request is $334,000 less than FY 2027 due to one time cost for BEP consultants in FY 2027.

Subprogram Disability Determination Services – 26300

Description Disability Determination Services (DDS) performs medical disability determinations for the U.S. Social Security Administration on most Social Security Disability Insurance (SSDI) and Supplemental Security Income (SSI) claims filed or reviewed in Kansas. The program's inception dates to 1937, when the Kansas Board of Social Welfare was authorized to enter into an agreement with the former U.S. Department of Health, Education and Welfare to make disability determinations. Kansas DDS consistently ranks among the top states for quality on initial disability determinations nationally.

Priority 32

Required by Statute Discretionary

Maintenance of Effort or Matching Requirement Matching

Statutory Requirements

- 42 U.S.C. 421 authorizes States to conduct federal disability determinations as prescribed by the Social Security Administration.

Purpose Perform disability determinations for the U.S. Social Security Administration on Social Security Disability Insurance and Supplemental Security Income claims, thereby providing resources for basic subsistence needs.

Consequences of Not Funding Disability determinations and reviews for federal disability would be performed by another entity, such as an adjacent state.

Performance Data

Performance Indicator	FY 2021 Actual	FY 2022 Estimate	FY 2023 Actual	FY 2024 Actual	FY 2025 Actual	FY 2026 Actual	FY 2027 Estimate	FY 2028 Estimate
Percent of DDS claims processed accurately	97.2%	96.5%	97.5%	98.9%	95.9%	95.3%	97.0%	97.0%
Adjudications processed by Kansas DDS	14,711	18,254	23,999	26,985	21,766	19,279	21,000	21,000

Narrative – DA 400	Agency:	KS Dept. for Children and Families
State of Kansas	Program:	Rehabilitation Services
Division of the Budget	Subprogram:	Disability Determination Services

Expenditure Justification

Salaries (Acct Code 510000)

Disability Determination Services has 57 positions. The majority of positions are medical disability examiners and supervisors who evaluate claims for Social Security Disability Insurance (SSDI) and/or Supplemental Security Income (SSI) benefits. DDS also makes determinations for special claims for medical assistance and military casualty claims.

Category	FY 2026 Actual	FY 2027 Estimate	FY 2028 Estimate	Change from FY 2026
Director	1.0	1.0	1.0	-
Deputy Director	1.0	1.0	1.0	-
Assistant Director	2.0	2.0	2.0	
Medical Administrator	1.0	1.0	1.0	-
Public Service Executives	3.0	3.0	3.0	-
Unit Managers	5.0	6.0	6.0	1.0
Public Service Administrators	8.0	8.0	8.0	-
Examiners	24.5	25.5	25.5	1.0
Technology Support	1.0	2.0	2.0	1.0
Disability Examiner Reviewers	4.0	4.0	4.0	-
Support Staff	6.5	3.5	3.5	(3.0)
Total	57.0	57.0	57.0	-

FY 2027: $3,904,725. All authorized positions are budgeted. A shrinkage rate of 14.8 percent was applied. Funding for these positions is over 98 percent federal funds.

FY 2028: $4,124,746. All authorized positions are budgeted. A shrinkage rate of 14.8 percent was applied.

Other Operating Expenses (Acct Code 520000-540000)

These costs reflect the operating and professional service costs necessary to process claims. More than 50 percent of Contractual Services represent services from medical consultants. This is a highly technical service and requires medical specialty to interpret cases and make final decisions. DDS contracts with medical consultants to review cases and provide disability examiners with the necessary information to review and make their disability determinations.

The following tables detail the significant Other Operating Expenditures accounts:

Narrative – DA 400	Agency:	KS Dept. for Children and Families
State of Kansas	Program:	Rehabilitation Services
Division of the Budget	Subprogram:	Disability Determination Services

Communication

Item	FY 2026 Actual	FY 2027 Estimate	FY 2028 Estimate
Postage and Central Mail	201,368	314,600	314,600
Commercial Phone Service	33,902	45,000	45,000
Total	$235,270	$359,600	$359,600

Freight and Express

Item	FY 2026 Actual	FY 2027 Estimate	FY 2028 Estimate
Other Freight and Express	$10,000	$12,100	$12,100

Printing

Item	FY 2026 Actual	FY 2027 Estimate	FY 2028 Estimate
Printing	$0	$3,568	$3,568

Rents

Item	FY 2026 Actual	FY 2027 Estimate	FY 2028 Estimate
Building Space Rental	829,857	885,000	885,000
Copier Lease	5,070	7,485	7,485
Equipment Rental	1,199	1,200	1,200
Total	$836,126	$893,685	$893,685

Repairs and Servicing

Item	FY 2026 Actual	FY 2027 Estimate	FY 2028 Estimate
Programming and Software Maintenance	2,568	9,284	9,284
Building and Grounds Repair	74,470	74,199	74,199
Equipment Repairs	3,867	11,279	11,279
Other Repairs	701	785	785
Total	$81,606	$95,547	$95,547

Travel

Item	FY 2026 Actual	FY 2027 Estimate	FY 2028 Estimate
Travel	$12,628	$18,665	$18,665

Fees – Other Services

Item	FY 2026 Actual	FY 2027 Estimate	FY 2028 Estimate
Fees - Other Services	$38,419	$33,500	$33,500

Fees - Professional Services

Item	FY 2026 Actual	FY 2027 Estimate	FY 2028 Estimate
Medical Consultants (1)	2,462,255	2,314,487	2,314,487
Interpreting Services	42,500	46,427	46,427
Total	$2,504,755	$2,360,914	$2,360,914

(1) FY 2027 and FY 2028 requests equal the approved budget. These are contracted services used based on need. There is uncertainty regarding when and the extent to which these contractors will be used. Use varies from year to year.

Utilities

Item	FY 2026 Actual	FY 2027 Estimate	FY 2028 Estimate
Electricity	74,372	74,661	74,661
Natural Gas	20,000	20,000	20,000
Water	2,701	2,500	2,500
Sewage Charges	9,299	8,200	8,200
Solid Waste Charges	2,200	2,350	2,350
Total	$108,572	$107,711	$107,711

Other Contractual Services

Item	FY 2026 Actual	FY 2027 Estimate	FY 2028 Estimate
Security, Job Coaching, Shredding Services	$66,900	$76,114	$76,114

Office and Data Processing & Other Supplies

Item	FY 2026 Actual	FY 2027 Estimate	FY 2028 Estimate
Office & Data Processing Supplies	36,607	79,421	79,421
Other Supplies	3,029	4,469	4,469
Total	$39,636	$83,890	$83,890

Capital Outlay

Item	FY 2026 Actual	FY 2027 Estimate	FY 2028 Estimate
Capital Outlay	$2,041	$81,502	$81,502

FY 2027: $4,126,796. The request is an increase of $190,843 from FY 2026 as detailed above. It should be noted that this program is nearly 100 percent federally funded with less than 1 percent state general fund used.

FY 2028: $4,126,796. The request is unchanged from FY 2027.

Grants, Aid to Local Governments, and Assistance (Acct Code 550000)

This category includes the purchase of specialty examinations, lab tests, medical records, client travel and x-ray examinations.

Assistance

Item	FY 2026 Actual	FY 2027 Estimate	FY 2028 Estimate
Assistance	$4,236,686	$6,834,353	$6,834,353

FY 2027: $6,834,353. The request is an increase of $2,597,667 from FY 2026 expenditures.

FY 2028: $6,834,353. The request is no change from the FY 2027 estimate.

Subprogram Rehabilitation Services Case Services – 26400

Description The Rehabilitation Case Services Program assists persons with physical or mental disabilities to obtain competitive, integrated employment and live more independently through the provision of vocational rehabilitation (VR) services. The Smith-Fess Act of 1920 initiated federal/state VR partnerships. The Rehabilitation Act of 1973 marks the origin of the present federal/state VR program. The Rehabilitation Act is presently included as Title IV of the 2014 Workforce Innovation and Opportunity Act (WIOA). WIOA affirmed the emphasis on competitive, integrated employment outcomes, and made several significant changes including: the addition of Pre-Employment Transition Services for youth with disabilities, the addition of career counseling and information/referral services for individuals with disabilities employed in subminimum wage jobs, and a new emphasis on creating closer connections with employers.

Priority 23

Required by Statute Discretionary

Maintenance of Effort or Matching Requirement Matching & MOE

Statutory Requirements

- 29 USC 720-733 establishes the Vocational Rehabilitation Act. The Act authorizes grants to States to provide vocational rehabilitation services to individuals with disabilities.

Purpose Support work-based services, increase competitive, integrated employment and support WIOA implementation and infrastructure.

Consequences of Not Funding Inability to provide services to prepare Kansans with disabilities for competitive integrated employment. Fewer individuals with disabilities employed resulting in greater reliance on public benefits.

Narrative – DA 400	Agency:	KS Dept. for Children and Families
State of Kansas	Program:	Rehabilitation Services
Division of the Budget	Subprogram:	Rehabilitation Services Case Services

Performance Data

Performance Indicator	FY 2021 Actual	FY 2022 Actual	FY 2023 Actual	FY 2024 Actual	FY 2025 Actual	FY 2026 Actual	FY 2027 Estimate	FY 2028 Estimate
Number of Kansans with disabilities achieving competitive integrated employment	933	1,113	905	970	1,056	927	1,000	1,100
Percent of persons employed as a result of vocational rehabilitation services who report their own earnings as the largest source of support at case closure	80.0%	79.0%	76.0%	74.0%	82.0%	82.0%	82.0%	82.0%

Expenditure Justification

Grants, Aid to Local Governments, and Assistance (Acct Code 550000)

This category includes the purchase of individualized services from public and private vendors. Other sources of funding or comparable benefit sources are required as first-dollar by the Rehabilitation Act. Services that may be provided include:

- Diagnostic and evaluation services, such as medical, psychological and vocational evaluation;
- Physical and mental restoration, including medical services that correct or substantially modify physical or mental conditions (surgery, therapy and prosthetic devices);
- Training, including tuition, fees and supported employment;
- Assistive technology for the purpose of modifying a work site;
- Maintenance and transportation for additional living expenses;
- Job placement;
- Other support services, such as readers and interpreters, occupational tools, services to family members, telecommunication aids, post-employment and transition planning services; and
- Supported employment services for individuals with severe disabilities to help them achieve and maintain employment. The services are provided on a fee-for-service basis through community providers.

The following table details the caseload estimates:

Vocational Rehabilitation

Item	FY 2026 Actual	FY 2027 Estimate	FY 2028 Estimate
Financing			
State General Fund	3,760,801	3,460,679	3,460,679
VR Basic Support Grant	13,895,481	12,725,059	12,725,059
Supported Employment Grants	-	300,001	300,001
Total	$17,656,282	$16,485,739	$16,485,739

FY 2027: $16,485,739. DCF will be requesting a supplemental for FY 27 due to increased costs and caseload.

FY 2028: $16,485,739. DCF will be requesting an enhancement for FY 28 due to increased costs and caseload.

Subprogram Rehabilitation Services Independent Living – 26500

Description Independent Living maximizes the leadership, empowerment, independence and productivity of individuals with disabilities, and furthers their integration and full inclusion into mainstream society. This mission is carried out through a statewide network of eight Centers for Independent Living (CILs) and several other community partners. CILs are not residential facilities. Instead, they offer the following core services: information and referral, individual and systems advocacy, peer support, independent living skills training, youth transition, and services to support deinstitutionalization. The first Kansas CIL was established in Hays in 1980. Also, specialized independent living services are provided to older individuals (age 55+) who are blind or visually impaired to assist them to continue living in their own homes and communities rather than costlier institutional settings. Originally established more than 20 years ago, this "older blind" program was outsourced through grants to community partners in 2010. Currently, Rehabilitation Services also awards grants to three community organizations to provide independent living services (OIBs) to the older blind population across Kansas.

Priority 33

Required by Statute Discretionary

Maintenance of Effort or Matching Requirement Matching

Statutory Requirements

- 29 USC 720-733 establishes the Vocational Rehabilitation Act which includes the provision of independent living services.
- 29 USC 796 authorizes assistance to States for providing, expanding, and improving independent living services.

Purpose To maximize the leadership, empowerment, independence and productivity of individuals with disabilities, and to facilitate their integration and full inclusion into the mainstream of society.

Consequences of Not Funding Kansans with disabilities would be without supports for independence, employment and self-reliance causing increased use of public assistance, SSA benefits and other poverty programs.

Narrative – DA 400	Agency:	KS Dept. for Children and Families
State of Kansas	Program:	Rehabilitation Services
Division of the Budget	Subprogram:	Rehabilitation Services Independent Living

Performance Data

Performance Indicator	FY 2021 Actual	FY 2022 Actual	FY 2023 Actual	FY 2024 Actual	FY 2025 Actual	FY 2026 Actual	FY 2027 Estimate	FY 2028 Estimate
Persons served by Centers for Independent Living receiving state funds (does not include information and referral services)	8,821	9,391	11,296	13,830	16,394	15,478	17,500	18,500

Expenditure Justification

Grants, Aid to Local Governments, and Assistance (Acct Code 550000)

This category includes the services provided by grantees as detailed in the table below:

Grants

Item	FY 2026 Actual	FY 2027 Estimate	FY 2028 Estimate
Centers for Independent Living Grants	5,207,192	5,429,716	5,429,716
Older Blind Independent Living Grants	498,000	498,000	498,000
Kansas Youth Empowerment Academy	160,050	160,050	160,050
Independent Living Durable Medical	124,635	125,000	125,000
Total	$5,989,877	$6,212,766	$6,212,766
Financing			
State General Fund	4,445,483	4,584,356	4,584,356
Independent Living Federal Grant	415,808	397,956	397,956
Independent Living Social Security	858,538	960,406	960,406
Older Blind Independent Living Federal Grant	270,048	270,048	270,048
Total	$5,989,877	$6,212,766	$6,212,766

FY 2027: $6,212,766. The request is an increase of $222,889 from FY 2026.

FY 2028: $6,212,766. No change from FY 2027.

Narrative – DA 400 State of Kansas Division of the Budget	Agency: Program: Subprogram:	KS Dept. for Children and Families Rehabilitation Services Workforce Innovation and Opportunity Act Requirements

Subprogram Workforce Innovation and Opportunity Act Requirements – 26960

Description The Workforce Innovation and Opportunity Act (WIOA), which replaced the Workforce Investment Act of 1998 and amends the Rehabilitation Act of 1973, was signed into law on July 22, 2014. Under WIOA, the Vocational Rehabilitation (VR) program is now a core partner with other workforce services operated by the Kansas Department of Commerce and the Kansas Board of Regents. As a result, VR services and resources are required to support the broader workforce system to decrease duplication of effort and maximize the opportunities for Kansans with disabilities to obtain, maintain and regain employment. Beginning in August 2016, the Vocational Rehabilitation program became responsible to provide career counseling and information and referral (CCIR) to all persons known to the program working at less than minimum wage for an employer holding a Section 14(c) sub-minimum wage certificate allowed by the Fair Labor Standards Act. VR provides annual CCIR sessions with all adults working at sub-minimum wage as reported by their employers. VR also conducts CCIR sessions for youth aged 24 and younger prior to beginning employment for a Section 14(c) employer. These required activities were new as a result of the WIOA regulations that became effective in August 2016.

Priority 31

Required by Statute Discretionary

Maintenance of Effort or Matching Requirement Matching & MOE

Statutory Requirements

- 29 USC 721(a)(8)(B) authorizes interagency agreements in the provision of vocational rehabilitation services.

Purpose Provide VR funds for the required support of the infrastructure of local workforce development centers. Provide career counseling, information and referral (CCIR) to individuals employed at subminimum wage to encourage competitive integrated employment.

Consequences of Not Funding Failure to secure State Plan approval and consequently federal VR funds. Inability to provide required CCIR services.

Narrative – DA 400	Agency:	KS Dept. for Children and Families
State of Kansas	Program:	Rehabilitation Services
Division of the Budget	Subprogram:	Workforce Innovation and Opportunity Act Requirements

Performance Data

Performance Indicator	FY 2021 Actual	FY 2022 Actual	FY 2023 Actual	FY 2024 Actual	FY 2025 Actual	FY 2026 Actual	FY 2027 Estimate	FY 2028 Estimate
Number of individuals with disabilities in subminimum wage jobs who receive career counseling about opportunities for competitive integrated employment	1,644	1,484	1,300	882	941	820	880	840

Expenditure Justification

Other Operating Expenses (Acct Code 520000-540000)

These costs reflect the operating and professional service costs necessary to provide workers compensation coverage for clients placed at job tryout sites, central medical consultants for vocational rehabilitation counselors throughout the state, support of the infrastructure of local workforce development centers, and other services necessary to meet WIOA requirements.

The following tables detail the significant Other Operating Expenditures accounts:

Printing & Advertising

Item	FY 2026 Actual	FY 2027 Estimate	FY 2028 Estimate
Printing & Advertising	$0	$500	$500

Repairing and Servicing

Item	FY 2026 Actual	FY 2027 Estimate	FY 2028 Estimate
Computer Software (PCG contract)	$55,275	$75,000	$75,000

Travel

Item	FY 2026 Actual	FY 2027 Estimate	FY 2028 Estimate
Travel	$942	$4,800	$4,800

Fees - Other Services

Item	FY 2026 Actual	FY 2027 Estimate	FY 2028 Estimate
Other Services	$2,997	$12,255	$12,255

Fees - Professional Services

Item	FY 2026 Actual	FY 2027 Estimate	FY 2028 Estimate
WIOA Infrastructure Requirement (1)	110,830	210,000	210,000
Authorized Services	18,000	83,000	83,000
Total	$128,830	$293,000	$293,000

(1) DCF is required to maintain a budget of over $200,000 for WIOA Infrastructure.

Other Contractual Services

Item	FY 2026 Actual	FY 2027 Estimate	FY 2028 Estimate
Workers Compensation Policy	$4,873	$12,015	$12,015

Professional and Other Supplies

Item	FY 2026 Actual	FY 2027 Estimate	FY 2028 Estimate
Professional Supplies & Fuel Costs	$0	$3,834	$3,834

FY 2027: $401,404. The increase of $208,487 from FY 2026 as detailed above.

FY 2028: $401,404. No change from FY 2027.

Narrative – DA 400	Agency:	KS Dept. for Children and Families
State of Kansas	Program:	Prevention and Protection Services
Division of the Budget	Subprogram:	

PROGRAM OVERVIEW – Prevention and Protection Services - 27000

Prevention and Protection Services (PPS) offers a variety of services to children, families and vulnerable adults including protection services, family-based assessments, family support services, independent living services for older youth, foster care and licensing of foster care homes. The mission of PPS is to protect and strengthen children, families and adults to ensure they are safe and have quality living.

Goals

1. Provide temporary placements for children who cannot remain safely in their homes.
2. Secure permanency for children in care by reuniting them with their families or finding permanent families for children who cannot safely return home.
3. Assist youth leaving foster care, without permanent families, transition to living independently and becoming self-reliant.
4. Provide assessments and interventions directed towards safeguarding the well-being and general welfare of children and vulnerable adults who are in need of protection.
5. Provide prevention services to families based on each family's individual needs, eligibility and available resources.

Subprograms Established to Assist with Mission

27100 – Prevention and Protection Services Administration
27200 – Kansas Protection Report Center
27320 – Family Services
27323 – Human Trafficking
27330 – Family Preservation
27340 – Families First Prevention Services
27350 – Adult Protective Services
27370 – Family Crisis Support Services
27380 – PPS Other Services
27410 – Child Protective Services Grants
27440 – Foster Care Federal Disability Advocacy
27450 – Tribal Grants
27460 – Adoption Services
27500 – Out of Home/Reintegration/Foster Care Contracts
27610 – Adoption Support
27650 – SOUL Permanency
27700 – Permanent Custodianship
27800 – Independent Living/Educational and Training Voucher Program (ETV)
27950 – Licensing Foster Care Homes

Subprogram Prevention and Protection Services Administration - 27100

Description Prevention and Protection Services (PPS) establishes policy and provides direction, oversight and support to regional offices for the administration of its mission and goals to achieve desired outcomes. Following are the PPS programs:

- Kansas Protection Report Center (KPRC)
- Family Services
- Human Trafficking
- Family Preservation
- Families First Prevention Services
- Adult Protective Services (APS)
- Family Crisis Support Services
- PPS Other Services
- Child Protective Services (CPS) Grants
- Foster Care Federal Disability Advocacy
- Tribal Grants
- Adoption Services
- Out of Home/Reintegration/Foster Care Contracts
- Adoption Support
- SOUL Permanency
- Permanent Custodianship
- Independent Living/Educational and Training Voucher Program (ETV)
- Foster Care Home and Residential Licensing
- Field Operations Social Services (See Clients Service Delivery Budget)

Priority 43

Required by Statute Mandatory

Maintenance of Effort or Matching Requirement Matching

Statutory Requirements

- KSA 39-708c(r) requires the Kansas Department for Children and Families (DCF) to administer a child welfare program. This statute applies to all Prevention and Protection Services (PPS) subprograms.

- KSA 38-2201 et seq, the Revised Kansas Code for Care of Children, requires DCF to receive and investigate reports of child abuse and neglect and describes the legal procedures leading to children being placed in DCF custody.

Purpose Develop policies, implement federal requirements and oversee several assistance programs, including child abuse investigations, prevention, reintegration/foster care, adoption services, independent living transitional services and foster home and residential licensing. Provide direction, oversight and support to contractors and regional offices.

Consequences of Not Funding The absence in management would impair the execution of agency initiatives and policies, as well as the operation of federal programs.

Performance Data Not applicable

Expenditure Justification

Salaries (Acct Code 10000)

PPS Administration funds 51 positions. Duties include policy development and implementation, training, quality assurance, data gathering and analysis and management of contracts. The number of employees from FY 2026 to FY 2027 reduced by one position. Internal position changes were made to facilitate needs within the division as well.

The following table shows the PPS Administration staffing by category and the changes from FY 2026 to FY 2027.

Category	FY 2026 Approved	FY 2027 Estimate	FY 2028 Estimate	***Change:*** FY 2027	FY 2028
Directors	4.0	4.0	4.0	-	-
Deputy Directors	8.0	8.0	8.0	-	-
Attorney	1.0	1.0	1.0	-	-
Program Administrators	7.0	7.0	7.0	-	-
Program Managers	11.0	10.0	10.0	(1.0)	-
Program Consultants	8.0	8.0	8.0	-	-
Administrative Staff	-	-	-	-	-
Staff Development Specialist	6.0	6.0	6.0	-	-
Management Analysts	7.0	7.0	7.0	-	-
Total	52.0	51.0	51.0	(1.0)	-

FY 2027: $4,132,659. All authorized positions are budgeted. The shrinkage rate is 14.8 percent. There are three part time intern positions included in this salary funding. These intern positions are not included in the staffing table above as they are not considered FTE's.

FY 2028: $4,361,402. All authorized positions are budgeted. The shrinkage rate is 14.8 percent.

Other Operating Expenses (Acct Code 520000-540000)

Included in OOE are general operating expenses, such as communications, rent, travel and other costs related to the support of various statewide initiatives. The major costs in this category are contracts.

The following tables detail the Other Operating Expenditures:

Communication

Item	FY 2026 Actual	FY 2027 Estimate	FY 2028 Estimate
Central Mail and Postage	3,386	7,950	7,950
Commercial Phone Service and Long Distance	15,796	10,300	10,300
Cell Phones	17,883	17,150	17,150
Total	$37,065	$35,400	$35,400

Printing and Freight Services

Item	FY 2026 Actual	FY 2027 Estimate	FY 2028 Estimate
Printing State Facility Only	10,700	15,328	15,328
Freight and Express	1,700	2,960	2,960
Total	$12,400	$18,288	$18,288

Rents

Item	FY 2026 Actual	FY 2027 Estimate	FY 2028 Estimate
Copiers and Equipment rent	14,818	20,077	20,077
Other Rent	-	423	423
Computer Software Rental - Family Finding(1)	-	700,000	700,000
Computer Software Rental - Miscellaneous	9,377	4,000	4,000
Total	$24,195	$724,500	$724,500

(1) Family Finding is an information technology tool to build capacity for finding relatives or non-relative kin for children and youth in foster care.

Repairs and Servicing

Item	FY 2026 Actual	FY 2027 Estimate	FY 2028 Estimate
Passenger Car Service	$0	$100	$100
Computer Software Maintenance - Tetrus Inc (1)	$50,000	$50,000	$50,000
Computer Software Maintenance -WellSky (2)	$158,779	$163,810	$163,810
Computer Software Maintenance - Other	$150	$9,900	$9,900
Total	$208,929	$223,810	$223,810

(1) Tetrus, Inc. hosts the computer system that supports the NEICE system, which is utilized by states for the Interstate Compact on the Placement of Children (ICPC).
(2) WellSky hosts the computer system used by PPS to document incidents of abuse and neglect involving children and vulnerable adults. Hosting and annual maintenance fees associated with the system are recorded in this account category.

Travel

Item	FY 2026 Actual	FY 2027 Estimate	FY 2028 Estimate
Travel Expenses	$88,701	$77,871	$77,871

.

Fees - Other Services

Item	FY 2026 Actual	FY 2027 Estimate	FY 2028 Estimate
Computer Programming Fees	-	2,500	2,500
Honorarium Reimbursement	279	-	-
Database Access Fee - Equifax(1)	76	-	-
Database Access Fee - CLEAR Licenses	40,954	38,100	38,100
Job Related Training	6,174	3,179	3,179
Other Fees	752	1,871	1,871
Total	$48,235	$45,650	$45,650

(1) The Equifax contract was ended and is no longer budgeted for FY 2027 and FY 2028.

Fees – Professional Services

Item	FY 2026 Actual	FY 2027 Estimate	FY 2028 Estimate
1-800-CHILDREN Line	137,500	137,500	137,500
DCF Settlement Neutral Party CSSP(1)	1,060,694	797,647	1,190,457
WSU Facilitations (1)	12,769	12,769	12,769
Foster/Adoptive Parent Recruitment & Training (MAPP)	1,067,495	1,067,495	1,067,495
K-CART(2)	202,743	-	-
Kansas Caregiver Support Network	157,422	161,962	161,962
Power of Partnership	410,169	386,719	386,719
Gathered Strong Continuum of Care Coalition SG CO(3)	-	80,000	-
Stipends for Lived Experience(4)	-	20,000	20,000
Stipends for Settlement Board Members	2,626	2,500	2,500
Temporary Staffing	51,131	42,550	20,000
Other	24,592	19,356	19,356
Total	$3,127,141	$2,728,498	$3,018,758

(1) As part of the McIntyre v. Howard settlement, DCF contracts with CSSP to serve as the neutral oversight organization, provides stipends to non-state Settlement Board members, and contracts with WSU to facilitate settlement meetings. CSSP contract costs are expected to decrease in FY 2027 and return to the original level of funding in FY 2028.

(2) The Kansas Center for Autism Research and Training (K-CART) project ended in FY 2026.

(3) The Gathered Strong Continuum of Care Coalition was previously funded through federal Adoption Incentive funds, which were exhausted in FY 2026. To continue the program for an additional year, the contract was budgeted under PPS Administration for FY 2027. The expenditures for FY 2026 are shown in the 27410 PPS CPS Grants Narrative.

(4) Stipends for individuals with lived experience were added to compensate clients for their time participating in meetings, conferences, and other activities where stakeholder input is needed.

Commodities

Item	FY 2026 Actual	FY 2027 Estimate	FY 2028 Estimate
Supplies	$9,190	$8,050	$8,050

Capital Outlay and Improvements

Item	FY 2026 Actual	FY 2027 Estimate	FY 2028 Estimate
Other Equipment	3,479	3,028	3,028
Software Non Capital	15,675	7,022	7,022
Total	$19,154	$10,050	$10,050

Total Other Operating Expenditures:

FY 2026: $3,872,167. The request represents a net increase of $296,908. This increase is attributable to details mentioned in the tables above.

FY 2027: $4,162,427. The request represents a net increase of $290,260 due to the increment in settlement expenditures as detailed in the table above.

Grants, Aid to Local Governments, and Assistance (Acct Code 55000)

This category represents the Pressley Ridge Therapeutic Foster Family Home training. The following table details the estimates:

Grants and Assistance

Item	FY 2026 Actual	FY 2027 Estimate	FY 2028 Estimate
Kansas Parent Support Network (KFAN)	500,000	500,000	500,000
Team Decision Making with Evident Change(1)	-	108,000	108,000
Pressley Ridge Therapeutic Family Foster Home Training	859,683	908,048	908,048
Total	$1,359,683	$1,516,048	$1,516,048
Financing			
State General Funds	1,204,879	1,354,758	1,354,758
TTL IVE-Foster Care Asst	154,804	161,290	161,290
Total	$1,359,683	$1,516,048	$1,516,048

(1) Team Decision Making grant was previously funded through federal Adoption Incentive funds, which were exhausted in FY 2026. To continue the program, the grant was budgeted under PPS Administration for FY 2027 and FY 2028. The expenditures for FY 2026 are shown in the 27410 PPS CPS Grants Narrative.

FY 2027: $1,516,048. This request represents a net increase of $156,365 from FY 2026. This increase is primarily attributed to the transfer of the Team Decision Making grant to this portion of the DCF budget.

FY 2028: $1,516,048. The funding remained constant for FY2028.

Subprogram Protection Report Center – 27200

Description The Kansas Protection Report Center (KPRC) receives statewide reports of child abuse/neglect and adult abuse/neglect or exploitative situations via a toll-free number, online submission, or fax. There are three centers located in Wichita, Kansas City and Topeka.

Salaries of all three locations are budgeted in the Prevention and Protection Services (PPS) KPRC budget. Operating expenses are mostly limited to travel, IT expenses, plus communication costs applicable to all three locations. Most other costs are part of the service center's budget in which they are located. Supervision of all locations is done by PPS Administration, allowing for more consistent operation and oversight. The Topeka location receives reports 24-hours-per-day/seven days per week, including holidays. The Wichita location receives reports from 7:00 a.m. to 6:00 p.m., seven days per week. The Kansas City location receives reports from 7:00 a.m. to 6:00 p.m., seven days per week.

Priority 1

Required by Statute Mandatory

Maintenance of Effort or Matching Requirement Not applicable

Statutory Requirements

- KSA 38-2226 requires the Kansas Department for Children and Families (DCF) (and law enforcement) to receive reports of child abuse and neglect.
- KSA 39-1433 requires DCF to receive reports of adults who have allegedly been abused, neglected, or exploited.

Purpose Receive and screen statewide reports of child abuse/neglect and adult abuse/neglect. Determine the agency's response to the allegations.

Consequences of Not Funding Victims would experience continued abuse. Calls would be rechanneled to law enforcement.

Narrative – DA 400	Agency:	KS Dept. for Children and Families
State of Kansas	Program:	Prevention and Protection Services
Division of the Budget	Subprogram:	Protection Report Center

Performance Data

Performance Indicator	FY 2021 Actual	FY 2022 Actual	FY 2023 Actual	FY 2024 Actual	FY 2025 Actual	FY 2026 Actual	FY 2027 Estimate	FY 2028 Estimate
Percent of initial assessment decisions completed within the timeframe established in policy	95.2%	90.9%	92.5%	90.7%	97.5%	95.4%	97.6%	98.0%

Statewide Child Intake and Assessment Reports

Item	FY 2021 Actual	FY 2022 Actual	FY 2023 Actual	FY 2024 Actual	FY 2025 Actual	FY 2026 Actual	FY 2027 Estimate	FY 2028 Estimate
Total Reports Received	67,378	70,057	72,385	70,940	70,292	72,741	73,947	75,175
Percentage Increase/(Decrease)	1.28%	3.98%	3.32%	-2.00%	-0.91%	3.48%	1.66%	1.66%
Abuse/Neglect Reports Assigned for Investigation	25,242	26,837	26,427	24,811	23,963	29,429	30,294	31,185
Percentage Increase/(Decrease)	-7.86%	6.32%	-1.53%	-6.11%	-3.42%	22.81%	2.94%	2.94%
Family in Need of Assessment Reports Assigned for Investigation	13,021	12,033	11,783	10,442	9,250	9,047	8,435	7,864
Percentage Increase/(Decrease)	23.49%	-7.59%	-2.08%	-11.38%	-11.42%	-2.19%	-6.76%	-6.77%

Statewide Adult Protective Services Intake and Assessment Reports

Item	FY 2021 Actual	FY 2022 Actual	FY 2023 Actual	FY 2024 Actual	FY 2025 Actual	FY 2026 Actual	FY 2027 Estimate	FY 2028 Estimate
Total Reports Received	17,184	18,674	18,704	20,271	21,832	23,247	24,642	26,120
Percentage Increase/(Decrease)	-2.90%	8.67%	0.16%	8.38%	7.70%	6.48%	6.00%	6.00%
Assigned for Investigation	9,947	10,207	9,700	10,608	10,152	11,801	12,282	12,784
Percentage Increase/(Decrease)	-2.81%	2.61%	-4.97%	9.36%	-4.30%	16.24%	4.08%	4.09%

Expenditure Justification

Salaries (Acct Code 510000)

Staff for the KPRC is at 94 positions. The following table shows the KPRC staffing by category.

Category	FY 2026 Approved	FY 2027 Estimate	FY 2028 Estimate	***Change:*** FY 2027	FY 2028
KPRC Assistant Administrator	2.0	2.0	2.0	-	-
Supervisors	10.0	10.0	10.0	-	-
Intake Protection Specialist	6.0	6.0	6.0	-	-
Protection Specialist	69.0	69.0	69.0	-	-
Social Worker Specialist	2.0	2.0	2.0	-	-
Administrative Specialist	4.0	4.0	4.0	-	-
Management Data Analyst	1.0	1.0	1.0	-	-
Total	94.0	94.0	94.0	-	-

FY 2027: $6,686,590. All authorized positions are budgeted. The shrinkage rate is 14.8 percent.

FY 2028: $7,063,454. All authorized positions are budgeted. The shrinkage rate is 14.8 percent.

Other Operating Expenses (Acct Code 520000-540000)

These expenses consist of communications, computer programming, postage, travel, gasoline, and other miscellaneous services and supplies specific to the KPRC.

The following tables detail the Other Operating Expenditures:

Communication

Item	FY 2026 Actual	FY 2027 Estimate	FY 2028 Estimate
Commercial Local & Long Distance Phone	41,080	36,500	36,500
Central Mail	1,216	10,000	10,000
Cell Phones	14,220	16,100	16,100
Total	$56,516	$62,600	$62,600

Rents

Item	FY 2026 Actual	FY 2027 Estimate	FY 2028 Estimate
Copiers	3,217	3,469	3,469
Computer Software Rental	3,796	3,831	3,831
Total	$7,013	$7,300	$7,300

Travel Expenses

Item	FY 2026 Actual	FY 2027 Estimate	FY 2028 Estimate
Travel Expenses	$9,187	$12,500	$12,500

Fees - Other Services

Item	FY 2026 Actual	FY 2027 Estimate	FY 2028 Estimate
Job Related Training	-	150	150

Fees – Professional Services

Item	FY 2026 Actual	FY 2027 Estimate	FY 2028 Estimate
KIPS System Enhancements	-	25,000	25,000

Commodities

Item	FY 2026 Actual	FY 2027 Estimate	FY 2028 Estimate
Other quipment Material Parts	180	-	-
Gasoline	139	564	564
Stationery and office supplies	-	186	186
Total	$319	$750	$750

Capital Outlay

Item	FY 2026 Actual	FY 2027 Estimate	FY 2028 Estimate
Microcomputer Equipment	5,441	3,776	3,776
Software Non Capital	-	-	-
Telecom Termination	46	2,224	2,224
Total	$5,487	$6,000	$6,000

FY 2027: $114,300. This request is a decrease of $35,778 which is primarily due to the funding in Fees Professional Services for system enhancements.

FY 2028: $114,300. The request remains constant for FY 2027.

Subprogram

Family Services – 27320

Description

The purpose of Family Services (FS) is to maintain children safely in their own homes by mitigating the risk factors that signal the likelihood of out-of-home placement. FS are provided to families in crisis resulting from a sudden onset of urgent circumstances which may endanger a child or children resulting in the risk of removal from their home. FS may also alleviate specific situations at earlier stages which, if services are not offered, may develop into a crisis. The services provided are based on a protection specialist's assessment of risk and safety at the time a report is received. FS may also be considered for families who have requested services. Services are provided directly by Kansas Department for Children and Families (DCF) staff and/or by other community agencies and organizations.

FS recognizes the inherent integrity and value of the family. Whether a child needs protection or has conflicts with his/her home or community, the use of family-centered services is an effective approach for preserving the family and the family's safety. These services are delivered to the family as a unit rather than to individual family members. However, individual family members may receive specific services. Services may be court-ordered, recommended by DCF or requested by the family.

Priority

14

Required by Statute

Discretionary

Maintenance of Effort or Matching Requirement

Matching

Statutory Requirements

- KSA 38-2201(b)(8), within the Revised Kansas Code for Care of Children, establishes preventive services as a component of the State's policy to keep families intact.
- 42 USC 621(2) of Title IV-B establishes the prevention of child abuse and neglect as a major purpose.

Purpose

Keep children in their home by mitigating risk factors leading to out-of-home placement.

Consequences of Not Funding

Children would experience continued abuse and neglect. More children would enter foster care.

Narrative – DA 400	Agency:	KS Dept. for Children and Families
State of Kansas	Program:	Prevention and Protection Services
Division of the Budget	Subprogram:	Family Services

Performance Data

Performance Indicator	FY 2022 Actual	FY 2023 Actual	FY 2024 Actual	FY 2025 Actual	FY 2026 Actual	FY 2027 Estimate	FY 2028 Estimate
Number of Persons served in the Family Services Program (Unduplicated Count)	5,249	5,395	4,682	4,434	3,460	4,192	4,200

Expenditure Justification

Grants, Aid to Local Governments, and Assistance (Acct Code 550000)

This category represents the direct services for the Family Services program.

The following table details the direct services estimates:

Family Services

Item	FY 2026 Actual	FY 2027 Estimate	FY 2028 Estimate
Assistance	$1,612,039	$2,017,793	$2,017,793
Financing			
State General Fund	730,102	1,141,326	1,141,326
Title IV-B, Promoting Safe & Stable Families	457,986	455,145	455,145
Title IV-B, Child Welfare Services	423,951	421,322	421,322
Total	$1,612,039	2,017,793	2,017,793

FY 2027: $2,017,793. The request represents an increase of $405,754 over FY 2026 actual spending. These funds provide direct client assistance, and expenditures may fluctuate from year to year based on client needs. The budgeted amount reflects the established annual budget.

FY 2028: $2,017,793. The request remains constant.

Subprogram Human Trafficking – 27323

Description The purpose of the Human Trafficking program is to provide a safe placement for alleged victims of human trafficking in Kansas and refer them to the appropriate services. In previous years, assessments for alleged victims of human trafficking were paid from this subprogram; however, in FY 2021 that portion was incorporated into the foster care case management provider grants. Funding continues to pay for placement costs. Additionally, the budget includes state general funds appropriated by the 2021 Legislature to specifically fund services provided by Hope Ranch in Wichita.

Priority 41

Required by Statute Mandatory

Maintenance of Effort or Matching Requirement Not applicable

Statutory Requirements

- KSA 38-2202(d)(14) places children subjected to human trafficking under the provisions of the Revised Kansas Code for Care of Children.
- KSA 38-2242(c)(1)(E) authorizes a child who has been subjected to human trafficking to be placed in a staff secure facility.
- KSA 38-2243(g)(1)(E) authorizes a child who has been subjected to human trafficking to be placed in temporary custody within a staff secure facility.
- Section 44 of 2021 House Bill 159 directs the agency to spend $300,000 for the Hope Ranch for Women.

Purpose Provide a secure placement for alleged victims of human trafficking.

Consequences of Not Funding A safe placement solely for victims of human trafficking would be unavailable. Fewer victims would be reunited with their families.

Performance Data

Performance Indicator	FY 2021 Actual	FY 2022 Actual	FY 2023 Actual	FY 2024 Actual	FY 2025 Actual	FY 2026 Actual	FY 2027 Estimate	FY 2028 Estimate
Number of human trafficking victims served at Hope Ranch (1)	--	30	369	177	60	57	60	61

Expenditure Justification

Grants, Aid to Local Governments, and Assistance (Acct Code 550000)

This category represents the direct services for Human Trafficking victims. The following table details the estimates:

Human Trafficking Grants

Item	FY 2026 Actual	FY 2027 Estimate	FY 2028 Estimate
Human Trafficking Staff Secure Beds	7,500	7,500	7,500
Hope Ranch program for women	100,000	300,000	300,000
Total	$107,500	$307,500	$307,500
Financing			
State General Funds	107,500	307,500	307,500
Total	$107,500	$307,500	$307,500

FY 2027: $307,500. The request represents an increase of $200,000 due to the additional funding appropriated by the Legislature for the Hope Ranch program for FY 2027 and FY 2028.

FY 2028: $307,500. The request remains constant.

Narrative – DA 400	Agency:	KS Dept. for Children and Families
State of Kansas	Program:	Prevention and Protection Services
Division of the Budget	Subprogram:	Family Preservation Services

Subprogram Family Preservation Services – 27330

Description The Family Preservation (FP) service grants are intensive, in-home, case management services offered to families who are at imminent risk of having a child removed from their home and placed in the custody of the Kansas Department for Children and Families (DCF). FP is family-centered, with services and supports designed to build on the strengths of the family. They are supportive, culturally competent and address the entire family as well as individual members. The program is designed so that providers are responsible for services for six weeks or up to six months depending on the needs of the family referred.

Priority 13

Required by Statute Discretionary

Maintenance of Effort or Matching Requirement Matching

Statutory Requirements

- KSA 39-708c(r) requires DCF to administer a child welfare program. This statute applies to all Prevention and Protection Services subprograms.
- KSA 38-2201(b)(8), within Kansas Code for Care of Children, establishes preventive services as a component of the State's policy to keep families intact.
- 42 USC 622(b)(8)(A)(iv), Title IV-B, requires DCF to provide preventive services designed to help children at risk of foster care remain safely within their families.
- 42 USC 629a-f establishes the Federal Family Preservation Services Program designed to assist families in crisis and keep children safe.
- 42 USC 601(a) establishes the four purposes of the Temporary Assistance for Needy Families (TANF) Program. Keeping children from low-income families in their own homes falls under TANF purpose 1.

Purpose Provide intensive services to families at imminent risk of having a child come into custody of DCF and removed from their home.

Consequences of Not Funding Children would experience continued abuse and neglect. More children would enter foster care.

Narrative – DA 400	Agency:	KS Dept. for Children and Families
State of Kansas	Program:	Prevention and Protection Services
Division of the Budget	Subprogram:	Family Preservation Services

Performance Data

Performance Indicator	FY 2021 Actual	FY 2022 Actual	FY 2023 Actual	FY 2024 Actual	FY 2025 Actual	FY 2026 Actual	FY 2027 Estimate	FY 2028 Estimate
Families referred shall not have a child removed into foster care during the service period or within 30 days of case closure.	89.0%	89.1%	90.8%	91.5%	87.5%	91.3%	92.2%	92.9%

Expenditure Justification

Grants, Aid to Local Governments, and Assistance (Acct Code 550000)

The estimated referrals can vary depending on the number of families referred. This would also alter the cost per referral.

Family Preservation Provider Grants

Item	FY 2026 Actual	FY 2027 Estimate	FY 2028 Estimate
Families Referred	1,666	1,565	1,565
Cost Per Referral	$6,208	$7,668	$7,668
Assistance	$10,342,565	$12,000,000	$12,000,000
Financing			
State General Fund	3,318,662	3,543,659	3,543,659
Title IV-B Promoting Safe & Stable Families	609,669	648,120	648,120
Title IV-B Child Welfare	1,707,074	1,831,023	1,831,023
Temp Asst-Needy Fams	4,012,917	5,121,223	5,121,223
Federal IV-E Foster Care Funds	694,243	855,975	855,975
Total	$10,342,565	$12,000,000	$12,000,000

Family Preservation Other Grants and Incentives

Item	FY 2026 Actual	FY 2027 Estimate	FY 2028 Estimate
FP State Only Pilots	380,000	366,148	366,148
Outcome Incentives	120,927	150,000	150,000
Prevention related to Theraputic Family Foster Homes	512,766	512,766	512,766
Assistance	$1,013,693	$1,028,914	$1,028,914
Financing			
State General Fund	1,013,693	1,028,914	1,028,914
Total	1,013,693	$1,028,914	$1,028,914

FY 2027: $13,028,914. The request represents an increase of $1,672,656 over FY 2026 due to additional funding appropriated by the Legislature to partially fund state only pilots, as well as underspending in the primary contracts.

FY 2028: $13,028,914. Request remains the same as FY2027.

Subprogram Families First Program – 27340

Description The Families First Program (FFP) provides prevention services to keep children and youth from entering foster care and out-of-home placement through approved evidence based or emerging programs in mental health, substance use, parent skill building and kinship navigation. This program has been developed based on the federal Family First Prevention Services Act (FFPSA) requirements which allow states to access Title IV-E funding for prevention services. The Kansas Department for Children and Families (DCF) has awarded Families First Prevention Service grants to eleven community partners and stakeholders who provide approved evidence based or emerging programs in counties and communities statewide. The FFP also includes administrative expenses and a FFPSA Evaluation grant which assures there is statewide coordination of all FFPSA programs and that all grantees are adhering to the fidelity of their chosen models.

Kansas was one of the first states to implement an FFP program. Since DCF did not delay implementation, many of the services being provided had yet to be rated by the Title IV-E Clearinghouse which determines eligibility. Several awarded grants provide services that have since been determined as “not meeting criteria”. These services must now be funded as “state only” grants. The agency received funding for the state only grants from the 2022 Legislature.

Priority 11

Required by Statute Discretionary

Maintenance of Effort or Matching Requirement Matching

Statutory Requirements

- P.L.115-123 Bipartisan Budget Act allows the DCF to claim IV-E funds to use for prevention programs that meet the FFPSA criteria and guidelines.
- 42 USC 604(a)(2) allows States to use TANF funds in any manner the State was authorized prior to the passage of the Personal Responsibility and Work Opportunity Act of 1996.

Purpose Expand foster care prevention services by providing evidence-based programs and services to pregnant and parenting youth in foster care helping to reduce the length of stay in out-of-home placement.

Consequences of Not Funding A significant opportunity to expand child welfare prevention services and to reduce the number of children in foster care would be missed.

Narrative – DA 400	Agency:	KS Dept. for Children and Families
State of Kansas	Program:	Prevention and Protection Services
Division of the Budget	Subprogram:	Families First Program

Performance Data

Performance Indicator	FY 2021 Actual	FY 2022 Actual	FY 2023 Actual	FY 2024 Actual	FY 2025 Actual	FY 2026 Actual	FY 2027 Estimate	FY 2028 Estimate
% of Families referred to Families First grantees shall be engaged timely in services.	73.0%	71.0%	76.0%	74.0%	77.3%	73.0%	75.0%	77.0%
% of Children who are not removed into foster care during Families First Services or within one year of service	89.0%	89.0%	86.0%	90.0%	90.4%	90.0%	91.0%	91.5%

Expenditure Justification

Salaries (Acct Code 510000)

The salary and wage expenses are for two Families First positions consisting of a Families First Grant Manager and a Families First Program Manager. The program manager's duties include management of the service grants, guidance and direction to regional DCF staff on program policies, procedures and services plus statewide outreach and public awareness activities in communities related to prevention service needs.

FY 2027: $167,668. All authorized positions are budgeted. The shrinkage rate is 14.8 percent.

FY 2028: $177,322. All authorized positions are budgeted. The shrinkage rate is 14.8 percent.

Other Operating Expenses (Acct Code 520000-540000)

The following tables detail the Other Operating Expenditures accounts:

Communication

Item	FY 2026 Actual	FY 2027 Estimate	FY 2028 Estimate
Cell Phones	$1,962	$2,090	$2,090

Rents

Item	FY 2026 Actual	FY 2027 Estimate	FY 2028 Estimate
Equipment & Software Rental	$1,772	$1,800	$1,800

Travel

Item	FY 2026 Actual	FY 2027 Estimate	FY 2028 Estimate
Travel Expenses	$1,760	$13,100	$13,100

Fees - Professional Services

Item	FY 2026 Actual	FY 2027 Estimate	FY 2028 Estimate
Job related training and other fees	$0	$12,916	$12,916

FY 2027: $30,756. The request represents an increase of $25,206 due to a planned increase in travel and training expenses.

FY 2028: $30,756. The request remains the same.

Grants, Aid to Local Governments, and Assistance (Acct Code 550000)

Families First Grants

Item	FY 2026 Actual	FY 2027 Estimate	FY 2028 Estimate
Families First Grants/FFPSA Evaluator	823,712	823,712	823,712
Kinship Navigator Grant (1)	190,196	-	-
Families First State Only Grants (2)	3,527,615	3,361,227	3,361,227
FFPSA Prevention Grant	15,764,656	18,424,394	19,655,921
FFPSA TANF Grant(3)	199,340	250,000	250,000
Kinship Navigator State Only Grants (4)	350,911	350,911	350,911
Total	$20,856,430	$23,210,244	$24,441,771
Financing			
State General Fund	12,172,710	11,104,298	12,104,298
PREVENTION SERVICES GRANT FUND	8,294,184	11,855,946	12,087,473
93.556-PROMOTNG SAFE/STBL FMLY	190,196	-	-
93.558-TEMP ASST-NEEDY FAMLIES	199,340	250,000	250,000
Total	$20,856,430	$23,210,244	$24,441,771

1) The IV-B federal Kinship Navigator Development Grant was discontinued by the Administration for Children and Families in FFY 2026.
2) Services provided by some grantees have not yet been approved for the FFPSA IV-E funding qualifications or have been determined as “not meeting criteria”, eliminating the ability to claim IV-E prevention match for these services.
3) Healthy Families of America (HFA) is a three-year program; however, FFPSA requirements limit IV-E support to 12 months. Considering these restrictions, TANF funding, under purpose 3, will be used to support families participating in HFA in years two and three of the program.

4) Kinship Navigator State Only Grant represents one Kinship Navigator program that has not yet been approved through the Title IV-E Clearinghouse.

FY 2027: $23,210,244. The request represents an increase of $2,353,814 over FY 2026. The increase is attributable, in part, to additional funding appropriated by the Legislature for this program beginning in FY 2027, as well as a federal claiming change that allows DCF to leverage additional federal funds with budgeted SGF, resulting in an increase to the overall all-funds budget.

FY 2027: $24,441,771. The request represents an increase of $1,231,527 over FY 2027. This increase is attributable to the restoration of $500,000 in State General Fund (SGF), which will be used in FY 2027 to fund a budget proviso for Radical Life in another portion of the DCF budget. The SGF is matched with federal funds in this program, resulting in an overall increase to the all-funds budget.

Subprogram Adult Protective Services – 27350

Description Adult Protective Services (APS) provides interventions directed toward safeguarding the well-being and general welfare of adults who are unable to protect themselves. The intent of APS is to protect vulnerable adults from abuse, neglect and financial exploitation while safeguarding their civil liberties. APS protection specialists investigate reports and provide protective services to adults aged 18 and older residing in the community and to adults residing in facilities licensed/certified by the Kansas Department for Aging and Disabilities Services (KDADS). This includes individuals who are elderly, have a physical disability, mental illness or developmental disability. Protective services include assessments, emergency supports, assistance in obtaining needed social services and assistance obtaining guardianships and/or conservatorships.

Priority 3

Required by Statute Mandatory

Maintenance of Effort or Matching Requirement Not applicable

Statutory Requirements KSA 39-1433 makes the Department for Children and Families (DCF) responsible for operating the Adult Protective Services Program.

Purpose Investigate reports of abuse or neglect of vulnerable adults and provide emergency assistance.

Consequences of Not Funding Victims would experience continued abuse and exploitation.

Performance Data

Performance Indicator	FY 2021 Actual	FY 2022 Actual	FY 2023 Actual	FY 2024 Actual	FY 2025 Actual	FY 2026 Actual	FY 2027 Estimate	FY 2028 Estimate
Percent of Adult Protective Service investigations completed timely	84.2%	77.0%	80.8%	81.5%	77.1%	75.9%	78.5%	80.0%

Expenditure Justification

Salaries (Acct Code 510000)

These salary and wage expenses are for eight APS permanent positions. The eight positions consist of an APS Administrator position, four regional APS Assistant Program Administrators (APA's), one Learning and Development Specialist specific to APS, one Protection Supervisor and one Forensic Accountant. The APA's duties include managing services and providing guidance/direction to regional APS supervisors and staff on program policies, procedures and services to at-risk and vulnerable Kansans within the assigned region.

FY 2027: $624,650. All authorized positions are budgeted. The shrinkage rate is 14.8 percent.

FY 2028: $658,521. All authorized positions are budgeted. The shrinkage rate is 14.8 percent.

Other Operating Expenses (Acct Code 520000-540000)

Includes general operating expenses, such as travel, supplies and training for APS.

The following tables detail the significant Other Operating Expenditures:

Communications

Item	FY 2026 Actual	FY 2027 Estimate	FY 2028 Estimate
Commercial and long Distance Phone Service	-	100	100
Cell Phones	3,522	3,872	3,872
Total	$3,522	$3,972	$3,972

Printing and Advertising

Item	FY 2026 Actual	FY 2027 Estimate	FY 2028 Estimate
Printing	$4,021	$7,000	$7,000

Rent

Item	FY 2026 Actual	FY 2027 Estimate	FY 2028 Estimate
Building space	200	200	200
Computer software	1,854	1,875	1,875
Total	$2,054	$2,075	$2,075

Repairs

Item	FY 2026 Actual	FY 2027 Estimate	FY 2028 Estimate
Computer Software Maint Svc	$3,788	$3,500	$3,500

Travel

Item	FY 2026 Actual	FY 2027 Estimate	FY 2028 Estimate
Travel Expenses	$15,705	$13,550	$13,550

Fees - Other Services

Item	FY 2026 Actual	FY 2027 Estimate	FY 2028 Estimate
Staff Training	8,390	42,494	42,494
Other Fees	1,468	280	280
Total	$9,858	$42,774	$42,774

Other Contractual Services

Item	FY 2026 Actual	FY 2027 Estimate	FY 2028 Estimate
Dues and Subscriptions	-	1,500	1,500
Other contractual services	-	-	-
Total	$0	$1,500	$1,500

Commodities

Item	FY 2026 Actual	FY 2027 Estimate	FY 2028 Estimate
Other Equipment and Materials	67	-	-
Fuel Costs	223	230	230
Stationary and Office Supplies	639	340	340
Other Supplies	100	1,155	1,155
Total	$1,029	$1,725	$1,725

Capital Outlay

Item	FY 2026 Actual	FY 2027 Estimate	FY 2028 Estimate
Microcomupter Equipment	1,501	200	200
Software Non Capital	-	508	508
Total	$1,501	$708	$708

FY 2027: $76,804. The request represents an increase of $28,776 as detailed above.

FY 2028: $76,804. The request is the same from FY 2027.

Grants, Aid to Local Governments, and Assistance (Acct Code 550000)

This budget category represents the direct services for the APS program.

The following table details the assistance estimates:

APS Client Assistance and Guardianship Legal Assistance

Item	FY 2026 Actual	FY 2027 Estimate	FY 2028 Estimate
Assistance	209,833	246,407	246,407
Guardianship and Legal Assistance	66,868	79,717	79,717
Total	$276,701	$326,124	$326,124
Financing			
State General Fund	$276,701	$326,124	$326,124

FY 2027: $326,124. The request represents an increase of $49,423 over the prior year. Assistance provided to clients fluctuates from year to year based on client needs.

FY 2028: $326,124. The request remains constant for future year.

Subprogram Family Crisis Support Services – 27370

Description The Family Crisis Support Services program serves families and caregivers whose children are experiencing an increase in behavioral health symptoms. This program aspires to a crisis continuum of care that de-escalates a crisis before more restrictive or institutional intervention becomes necessary. The Department for Children and Families (DCF) contracted out for the management of centralized behavioral health crisis hotline, screening and mobile response stabilization services to promote coordination and access of community-based services. These services are provided 24 hours per day, seven days per week for any child or youth up to age 18 or any young adult who is a Kansas foster care alum aged 20 or younger.

Priority 12

Required by Statute Discretionary

Maintenance of Effort or Matching Requirement Not applicable

Statutory Requirements

- KSA 38-2201(b)(8) and 42 USC 621(2). The establishment of this program was a component of the McIntyre V. Howard settlement agreement.

Purpose Provide crisis support services to all children in Kansas regardless of health care insurance source or status.

Consequences of Not Funding Families would not receive supports, or have children placed into restrictive or institutional interventions to receive needed supports.

Performance Indicator	FY 2021 Actual	FY 2022 Actual	FY 2023 Actual	FY 2024 Actual	FY 2025 Actual	FY 2026 Actual	FY 2027 Estimate	FY 2028 Estimate
Families will not require another contact to the crisis hotline for 12 months after initial crisis call	--	91.5%	89.5%	86.0%	80.0%	75.8%	80.0%	85.0%

Expenditure Justification

Other Operating Expenses (Acct Code 520000-540000)

The operating expense for the Family Crisis Support Services program is a contract for the management of a centralized behavioral health crisis hotline, screening and mobile response stabilization services to promote coordination and access of community-based services.

Fees and Professional Services

Item	FY 2026 Actual	FY 2027 Estimate	FY 2028 Estimate
Family Crisis Response and Support	$2,421,589	$3,000,000	$3,000,000

FY 2027: $3,000,000. The request represents an increase of $578,411 over FY 2026. The increase will restore the program to its original budget level as allocated during the 2021 Legislative Session.

FY 2028: $3,000,000. The request remains constant.

Subprogram PPS Other Services – 27380

Description This subprogram is comprised of other PPS services which are unique due to funding structure or program requirements. There are currently five services in this subprogram–High-Quality Legal Assistance, Foster Adopt Connect Core Service Expansion into Wichita, Evidence Based services for Intellectual and Developmental Disabilities (I/DD) Youth, Kan Coach Training and Family Resource Center Supports.

High Quality Legal Assistance is a program that began in FY 2025 where DCF reimburses counties for any costs that are allowable under Title IV-E as foster care legal representation. The legal representation must be for a child alleged or determined to be a Child in Need of Care (CINC) under Kansas Law. There are nine counties of the 105 counties in Kansas who are taking advantage of this program and many others interested or in the process of providing the data needed to participate.

DCF received funding during the 2024 Legislative Session to support the expansion of Foster Adopt Connects core services in the City of Wichita. These services include advocacy for children and parents, support and training, service coordination, educational guidance, and behavioral intervention. One-time funding was provided again during the 2026 Legislative Session to continue the expansion of services in Wichita in FY 2027.

Evidence Based services for I/DD Youth was funded in the 2023 Legislative session. This program will ensure children who are at risk of placement into foster care due to unmet I/DD service needs receive targeted solutions to avoid out of home placements.

The Family Resource Center (FRC) Program has three components: establishment of sites, administrative supports, and evaluation. Nine site establishment grants were awarded in FY 2023 to organizations who can establish and implement local FRC's with community wide impact. The contract with KCSL provides administrative support to sites. A grant with Kansas University provides overall program evaluation and reporting.

Priority 39

Required by Statute Discretionary

Maintenance of Effort or Matching Requirement Not applicable

Narrative – DA 400	Agency:	KS Dept. for Children and Families
State of Kansas	Program:	Prevention and Protection Services
Division of the Budget	Subprogram:	PPS Other Services

Statutory Requirements

- 42 USC 670-678 established the Federal Title IV-E Foster Care and Adoption Assistance Program which provides federal matching funds to States.
- 42 USC 604(a)(2) allows States to use TANF funds in any manner the State was authorized prior to the passage of the Personal Responsibility and Work Opportunity Act of 1996.

Purpose Provide specialized services to children and families who meet program qualifications. These services are designed to keep children safely at home.

Consequences of Not Funding Families would not receive valuable services which could result in children being removed from the home.

Performance Indicator	FY 2021 Actual	FY 2022 Actual	FY 2023 Actual	FY 2024 Actual	FY 2025 Actual	FY 2026 Actual	FY 2027 Estimate	FY 2028 Estimate
Youth who successfully complete Family Functional Therapy.	--	--	--	No Data	56.7%	69.8%	70.2%	72.0%

Expenditure Justification

Other Operating Expenses (Acct Code 520000-540000)

Included in OOE are general operating expenses, such as communications, rent, travel and other costs related to the support of various statewide initiatives. The only costs in this category are contracts.

Fees – Professional Services

Item	FY 2026 Actual	FY 2027 Estimate	FY 2028 Estimate
High Quality Legal Assistance (1)	269,500	407,000	544,500
FRC Administrative Contract with KCSL	330,000	330,000	330,000
Total	$599,500	$737,000	$874,500

(1) High Quality Legal Assistance expenses will increase as the counties who are participating increase. There are no state funds in this program.

Total Other Operating Expenditures:

FY 2027: $737,000. The request is an increase of $137,000. This increase is due to additional federal funding for high-quality legal assistance as detailed in the table above.

FY 2028: $874,500. The request is an increase of $137,000. This increase is due to additional federal funding for high-quality legal assistance as detailed in the table above.

Grants, Aid to Local Governments, and Assistance (Acct Code 550000)

PPS Other Services Grants

Item	FY 2026 Actual	FY 2027 Estimate	FY 2028 Estimate
FAC expansion into Wichita (1)	485,000	985,000	485,000
Evidence Based services for I/DD Youth	622,561	800,000	800,000
FRC Establishment Sites (2)	953,271	1,125,000	1,125,000
FRC Evaluation Grant	500,000	500,000	500,000
Kan Coach training	684,344	1,150,000	1,150,000
Total	3,245,176	4,560,000	4,060,000
Financing			
State General Fund	2,668,393	3,925,450	3,425,450
TANF	500,000	500,000	500,000
Title IV-E Foster Care	76,783	134,550	134,550
Total	$3,245,176	$4,560,000	$4,060,000

(1) Foster Adopt connect (FAC) was awarded $500,000 for FY 2027 for the Wichita expansion project. This is a one year increase provided by the Legislature added to their base budget of $485,000.
(2) FRC site estimates are lower in FY 2026 as one site ceased participation for the last year of the grant. However, there are new grants beginning in FY 2027 where the full budget amount was awarded.

FY 2027: $4,560,000. The request represents an increase of $1,314,824 from FY 2026 expenditures. The increase is due in part to one-time FY 2027 funding for FAC and in part to new FRC site grants which will utilize the approved program budget during FY 2027.

FY 2028: $4,060,000. The request represents a decrease of $500,000 which is due to the one-time award for FAC Wichita expansion.

Subprogram Child Protective Services Grants – 27410

Description This subprogram is comprised of the following federal grants:

- Child Abuse Prevention and Treatment Act (CAPTA) Grant
- Children's Justice Act (CJA) Grant
- Adoption Incentive Grant

The CAPTA grant provides funding for states to improve their child protective service systems. In Kansas, CAPTA funds are used primarily to provide training for child protective services and funds the salary for three FTE. These funds are also used to implement and support a child welfare practice model focused on using a team approach to keeping children and families safe.

The CJA grant provides funding for staff training, specifically targeted at forensic interviewing techniques for sexual abuse investigations. Additionally, grants are awarded for the review of suspected child abuse or neglect-related deaths and the development of child advocacy centers. These centers provide a neutral location for independent multidisciplinary staff to interview children who allegedly have been abused or neglected.

The Adoption Incentive grant is a performance award for increasing the number of adoptions among children in foster care, children with special needs and older youth. The award amount is based on actual adoptions in these categories compared to a pre-determined baseline. Because the grant award is dependent on performance, the award varies from year to year. The funds can be used for any prevention or foster care expenses that would otherwise qualify under Title IV-B or Title IV-E.

Priority 16

Required by Statute Discretionary

Maintenance of Effort or Matching Requirement Not applicable

Statutory Requirements

- 42 USC 5106a authorizes CAPTA grants to States. The purpose of the grants is to improve State's child protective services systems. States may use the grants to improve intakes, assessments, screening, training, recruiting, etc.
- 42 USC 5106c, within CAPTA, also authorizes CJA Grants to States which focus on improving the investigative, administrative, and judicial handling of child abuse and neglect cases.

- 42 USC 673b authorizes Adoption Incentive awards to States which can be used for any expense that is IV-B or IV-E eligible.

Purpose Provide training for abuse and neglect investigations conducted by Child Protective Services staff. Provide training grants for child advocacy centers. Support various child welfare prevention and foster care initiatives as relevant to individual grants.

Consequences of Not Funding Child protective service training would be limited or unavailable. Promising strategies on combating child abuse would not be deployed. Available federal funding sources would not be utilized to support and enhance child welfare related efforts.

Performance Data

Performance Indicator	FY 2021 Actual	FY 2022 Actual	FY 2023 Actual	FY 2024 Actual	FY 2025 Actual	FY 2026 Actual	FY 2027 Estimate	FY 2028 Estimate
Citizen Review Panel Annual Reports are completed with recommendations for DCF.	100.0%	100.0%	100.0%	100.0%	100.0%	100.0%	100.0%	100.0%

Expenditure Justification

Salaries (Acct Code 510000)

The budget funds three positions with the CAPTA Grant. No State match is required.

FY 2027: $229,155. This represents the salary of three positions funded by the CAPTA Grant. The shrinkage rate is 14.8 percent.

FY 2027: $242,270. This amount continues funding for the current staffing level. A shrinkage rate of 14.8 percent was applied.

Other Operating Expenses (Acct Code 520000-540000)

Expenses for each of these grants are monitored and managed by a program manager to address and prioritize existing and newly identified needs as they arise. As a result, expenditures can vary significantly from year-to-year.

Communications

Item	FY 2026 Actual	FY 2027 Estimate	FY 2028 Estimate
Communications - Cell Phones	1,000	1,200	1,200

Printing & Freight

Item	FY 2026 Actual	FY 2027 Estimate	FY 2028 Estimate
Printing	7,975	1,000	1,000

Rents

Item	FY 2026 Actual	FY 2027 Estimate	FY 2028 Estimate
Computer Software Rental	426	365	365
Building Space Rental	-	-	-
Total	426	365	365

Travel

Item	FY 2026 Actual	FY 2027 Estimate	FY 2028 Estimate
Travel	220,578	176,500	176,500

Fees-Other Services

Item	FY 2026 Actual	FY 2027 Estimate	FY 2028 Estimate
Honorariums Reimburse Travel	3,112	0	0
Employee and Student Tuition	0	75	75
Job Related Training	46,014	42,500	42,500
Other Fees	0	1,925	1,925
Total	49,126	44,500	44,500

Fees and Professional Services

Item	FY 2026 Actual	FY 2027 Estimate	FY 2028 Estimate
CAPTA - Interviewing Skills Actors	13,200	15,000	15,000
CAPTA - Citizen Review Panel (MNS Contract)	350,592	225,423	225,423
CAPTA - Hospital Trainings	9,375	10,000	10,000
CAPTA - Power of Partnership	125,200	100,000	100,000
CAPTA - Change and innovation (1)	570,000	-	-
CAPTA - Other professional fees	1,279	-	-
Adoption Incentive - Rose international Inc(2)	107,440	-	-
Adoption Incentive - Evident Change(2)	66,600	-	-
Adoption Incentive - Travel for CSSP(3)	136,507	-	-
Total	$1,380,193	$350,423	$350,423

1) The contract with Change and Innovation was a one-time project in the Kansas City Region which ended in FY 2026.
2) Adoption Incentive funding has been exhausted; therefore, these expenditures were redirected to other areas within the DCF budget for funding.
3) The travel for CSSP was for a data audit in FY 2026, these costs will not continue into future years.

Commodities

Item	FY 2026 Actual	FY 2027 Estimate	FY 2028 Estimate
Supplies	$9,684	$11,700	$11,700

FY 2027: $585,688. The request represents a decrease of $1,083,294 from FY 2026 expenditures. The decrease is due to the completion of the one-time contract for the C!A KC project and the exhaustion of federal Adoption Incentive funding.

FY 2028: $585,688 The request remains the same.

Narrative – DA 400	Agency:	KS Dept. for Children and Families
State of Kansas	Program:	Prevention and Protection Services
Division of the Budget	Subprogram:	Child Protective Service Grants

Grants, Aid to Local Governments, and Assistance (Acct Code 550000)

The CAPTA grants are utilized to prevent child abuse. The CJA grants are utilized to review suspected child abuse or neglect related to child deaths and for development of child advocacy centers. The Adoption Incentive Award will be used for various supports for prevention and foster care programs.

Grants

Item	FY 2026 Actual	FY 2027 Estimate	FY 2028 Estimate
CAPTA - WSU Child Abuse Coalition	19,000	19,000	19,000
KCSDV	158,451	158,451	158,451
CJA - Kansas CJA Grants	184,754	188,754	188,754
Adoption Incentive Grants	260,000	-	-
Total	$622,205	$366,205	$366,205
Financing			
Child Abuse & Neglect	177,451	177,451	177,451
Children's Justice Assistance	184,754	188,754	188,754
IV-E Adoption Incentive	260,000	-	-
Total	$622,205	$366,205	$366,205

FY 2027: $366,205. The request represents a decrease of $256,000 from FY 2026 expenditures, due to the exhaustion of federal Adoption Incentive funding.

FY 2028: $366,205. The request remains constant.

Subprogram Foster Care Federal Disability Advocacy – 27440

Description The Foster Care Federal Disability Advocacy Contract provides statewide disability determination, intensive case management and legal representation for children in foster care with disabilities. The contractor screens referrals to determine if the child meets or exceeds the Social Security standards of disability. The contractor is then responsible for pursuing each case through the Social Security Administration's (SSA) application and appeals process to either a successful or non-successful claim. The funding is 100 percent State General Funds.

Priority 34

Required by Statute Discretionary

Maintenance of Effort or Matching Requirement Not applicable

Statutory Requirements

- KSA 39-708c(r) requires the Kansas Department for Children and Families (DCF) to operate a child welfare program. DCF currently assists in obtaining federal disability benefits for eligible children.

Purpose Provide legal representation to foster care children with disabilities.

Consequences of Not Funding Children may not obtain the federal benefits they are entitled to.

Performance Data

Performance Indicator	FY 2021 Actual	FY 2022 Actual	FY 2023 Actual	FY 2024 Actual	FY 2025 Actual	FY 2026 Actual	FY 2027 Estimate	FY 2028 Estimate
Number of children obtaining federal disability benefits	178	211	171	199	116	182	191	200

Narrative – DA 400		Agency:	KS Dept. for Children and Families
State of Kansas		Program:	Prevention and Protection Services
Division of the Budget		Subprogram:	Foster Care Federal Disability Advocacy

Expenditure Justification

Other Operating Expenses (Acct Code 520000-540000)

The operating expense for the Foster Care Federal Disability Advocacy program is a contract to promote and advance safety, permanency and well-being for children and their families by assisting clients to qualify for Social Security and/or Supplemental Security Income.

Item	FY 2026 Actual	FY 2027 Estimate	FY 2028 Estimate
Legal Assistance Contract	$235,000	$223,000	$228,000

FY 2027: $223,000. The request represents a decrease of $12,000. This contract is paid by cases won; therefore, the amount fluctuates from year to year.

FY 2028: $228,000. The request represents an increase of $5,000. This contract is paid by cases won; therefore, the amount fluctuates from year to year.

Narrative – DA 400	Agency:	KS Dept. for Children and Families
State of Kansas	Program:	Prevention and Protection Services
Division of the Budget	Subprogram:	Tribal Grants

Subprogram Tribal Grants – 27450

Description Child Welfare Grants to Native American Tribes provide funding to the tribes in Kansas. It is the purpose and intent of the Indian Child Welfare Act of 1978 to protect the best interests of Native American children by preserving tribal integrity and reducing the removal of children from homes and tribal environments. The grants are to be used for prevention and foster care services.

Priority 40

Required by Statute Discretionary

Maintenance of Effort or Matching Requirement Not applicable

Statutory Requirements 25 USC 1902, establishes policy to protect the best interests of Indian children and provide assistance to Indian tribes in the operation of their child and family service programs.

Purpose Provide grants to the tribes in Kansas to provide services to children in need of care and when parents are not able to meet the safety and care needs of the child.

Consequences of Not Funding DCF would assume responsibility for children in need of care.

Performance Data

Performance Indicator	FY 2021 Actual	FY 2022 Actual	FY 2023 Actual	FY 2024 Actual	FY 2025 Actual	FY 2026 Actual	FY 2027 Estimate	FY 2028 Estimate
Count of direct service/community resource events. (All tribes excluding Prairie Band Potawatomie Nation)	N/A	124	129	204	136	160	180	200
95% of the families receiving services will not have substantiated abuse or neglect report during program involvement. (Prairie Band Potawatomie Nation)	N/A	100%	100%	80%	100%	100%	100%	100%

Performance indicators for the tribes were updated in FY 2025 to be more reflective of the work performed by each tribe. Data was not tracked prior to FY 2022 for these outcomes.

Expenditure Justification

Grants, Aid to Local Governments, and Assistance (Acct Code 550000)

The amounts below are supplemented with additional funding budgeted in the Independent Living (27800) section of the budget.

Tribal Grants

Item	FY 2026 Actual	FY 2027 Estimate	FY 2028 Estimate
Tribal Grants	$462,000	$392,000	$392,000
Financing			
State General Fund	$462,000	$392,000	$392,000

FY 2027: $392,000. The request is a decrease of $70,000 from FY 2026.

FY 2028: $392,000. The request remains constant.

Subprogram Adoption Services – 27460

Description This program is comprised of two sections: the Adoption Facilitation contract and expenditures required to fulfill Adoption Support Maintenance of Effort (MOE) requirements related to the Fostering Connections Act. This Act allowed qualified state-funded adoption support clients to be converted to Title IV-E eligible status, resulting in state fund savings. The Act also established a state maintenance of effort requirement (MOE) that states spend these savings on new Title IV-E or Title IV-B activities. In addition, a minimum of 20 percent of the MOE expenditures must be spent on post-adoption services.

Priority 21

Required by Statute Discretionary

Maintenance of Effort or Matching Requirement Matching and MOE

Statutory Requirements

- KSA 38-321 requires the Kansas Department for Children and Families (DCF) to adopt rules and regulations for the Adoption Support Program.
- 42 USC 671 establishes the requirements of Title IV-E State Plan, which includes the administration of the Adoption Assistance Program.

Purpose Facilitate adoptions by maintaining a website linking children available for adoption and prospective adoptive families. Also, meet the Adoption Assistance maintenance of effort requirement.

Consequences of Not Funding Greatly extend the stay of approximately one-third of children in foster care whose appropriate permanency goal is adoption. In addition, the State would fail to gain approval for the Title IV-E and TANF Block Grant state plans.

Performance Data

Performance Indicator	FY 2021 Actual	FY 2022 Actual	FY 2023 Actual	FY 2024 Actual	FY 2025 Actual	FY 2026 Actual	FY 2027 Estimate	FY 2028 Estimate
Percentage of children served through the state adoption facilitation contract who have been adopted	18.4%	25.0%	20.0%	21.0%	15.2%	9.8%	12.0%	15.0%

Expenditure Justification

Other Operating Expenses (Acct Code 520000-540000)

Fees and Professional Services

Item	FY 2026 Actual	FY 2027 Estimate	FY 2028 Estimate
Adoption Facilitation Contract	451,904	451,904	451,904
Adoption Support MOE (K-PARC)	300,000	300,000	300,000
Adoption Services Total	$751,904	$751,904	$751,904

FY 2027: $751,904. This request remains constant.

FY 2028: $751,904. This request remains constant.

Grants, Aid to Local Governments, and Assistance (Acct Code 550000)

This category includes grants with Care Portal and Safe Families. These grants both support and coordinate service and supplies from caring community members to assist families in need.

Grants

Item	FY 2026 Actual	FY 2027 Estimate	FY 2028 Estimate
Safe Families	1,146,240	1,146,240	1,146,240
Care Portal	150,000	330,000	330,000
Post Adopt Supports - DCCCA	248,200	248,200	248,200
Post Adopt Supports - TFI	248,200	248,200	248,200
Radical Life Grant (1)		500,000	-
Total	$1,792,640	$2,472,639	$1,972,639
Financing			
State General Fund	1,792,639	2,292,639	1,792,639
State Fee Fund	-	180,000	180,000
Total	$1,792,639	$2,472,639	$1,972,639

1) This represents a one-time expense for Radical Life included as a proviso in the 2026 Legislative Session budget bill. This expense is not anticipated to recur in FY 2028.

FY 2027: $2,472,639. The request represents an increase of $680,000. The increase is partially attributable to the Care Portal expansion no longer being funded with Adoption Incentive funds, as well as a new one-year grant with Radical Life.

FY 2028: $1,972,639. The request represents a decrease of $500,000 due to the expiration of the grant with Radical Life.

Subprogram Foster Care Grants for Children Receiving Out-of-Home Services – 27500

Description

Foster care services are provided to children and families when the court has found the child to be in need of care, and the parents are not able to meet the safety and care needs of the child. Most children who require foster care have been abused or neglected and have significant developmental, physical and emotional needs, which require an array of services and care options. However, some children who are not abused or neglected may be placed in foster care for reasons such as out-of-control behavior, overwhelmed parents and running away from home. Their needs can range from placement with a relative to inpatient psychiatric care. Family foster homes are the most frequently used placement resources, but some children require more structured settings, such as a group home or residential center, including Qualified Residential Treatment Placements (QRTPs) and Medicaid-funded inpatient Psychiatric Residential Treatment Facilities (PRTFs).

Prevention and Protection Services' (PPS) partners in service delivery are the Child Welfare Case Management Providers (CWCMP) that are responsible for providing direct services to the child and family including case planning, placement, service delivery, reporting to court and collaboration with community resources to ensure appropriate services are available in close proximity to the child's home. DCF child protection specialists are responsible for reviewing CWCMP service delivery following a referral to the CWCMP. Cost of DCF staff is budgeted in the field offices. The cost of the PRTF placements and other medical costs are covered by Medicaid or budgeted in other parts of the State budget.

The current grants, that began July 1, 2024, are administered by five CWCMP's across eight catchment areas. Placement costs are paid directly by DCF based on set rates. All costs associated with foster care are included in the projections that will be considered as part of the Fall 2026 Consensus Caseload process.

Priority 4

Required by Statute Mandatory

Maintenance of Effort or Matching Requirement Matching and MOE

Statutory Requirements

- KSA 39-708c(r) requires DCF to administer a child welfare program. This statute applies to all PPS subprograms.
- KSA 38-2201 et seq., the Revised Kansas Code for Care of Children, defines the state policies surrounding children in need of care.
- 42 USC 670-678 established the Federal Title IV-E Foster Care and Adoption Assistance Program which provides federal matching funds to States.

- 42 USC 620-628, Title IV-B, authorizes expenditures for children in foster care.
- 42 USC 677 established the John H. Chafee Foster Care Program for the Successful Transition to Adulthood. The grants to states may be used for services spanning children in foster care to young adults who have left foster care.
- 42 USC 604(a)(2) allows States to use TANF funds in any manner the State was authorized prior to the passage of the Personal Responsibility and Work Opportunity Act of 1996.

Purpose Provide foster care services to children the court has found in need of care and parents are not able to meet the safety and care needs of the child. In addition, provide family placement services.

Consequences of Not Funding It is assumed that children who were abused or neglected would be cared for by local governments or non-profit agencies. In addition, the State would fail to gain approval for the Title IV-E and TANF Block Grant state plans.

Performance Data

Performance Indicator	FY 2021 Actual	FY 2022 Actual	FY 2023 Actual	FY 2024 Actual	FY 2025 Actual	FY 2026 Actual	FY 2027 Estimate	FY 2028 Estimate
Percent of children who reached permanency within 12 months of entering foster care	34.0%	35.0%	34.6%	33.6%	34.4%	30.2%	32.0%	34.0%
Percent of children who re-entered foster care within 12 months of their discharge to reunification, living with relative, or permanent custodianship/guardianship	10.1%	8.5%	7.1%	8.3%	7.5%	6.7%	5.9%	5.1%
Percent of children in out-of-home placements less than 12 months with two or fewer placements	79.3%	78.7%	74.6%	77.7%	75.8%	76.7%	77.6%	78.5%

Expenditure Justification

Grants, Aid to Local Governments, and Assistance (Acct Code 527000 & 550000)

The following table summarizes the budget and caseloads for the foster care (FC) grants. The current payment structure includes a monthly payment to CWCMP's based on an average caseload size on the last day of the month in March, April and May yearly for case management, Direct Placement and Child Placing Agency Administration payments paid twice a month based on days in placement and child's level of care, and other various payments for adoption home studies, Standby Bed Network and QRTP assessments. These expenditures consist of primarily Grants along with two smaller Contracts.

Narrative – DA 400	Agency:	KS Dept. for Children and Families
State of Kansas	Program:	Prevention and Protection Services
Division of the Budget	Subprogram:	OOH/Reintegration/FC Grants

Foster Care Grants

Item	FY 2026 Actual	FY 2027 Estimate	FY 2028 Estimate
Average Monthly Children	5,428	5,485	5,485
Average Monthly Cost Per Child	$5,161	$5,271	$5,186
Approved/Adjusted Budget	$336,166,137	$346,915,930	$341,360,350
Financing			
State General Fund	$257,536,569	$271,715,930	$266,160,350
Social Welfare Fee Fund	$1,000,000	$1,000,000	$1,000,000
Federal Title IV-B Grant Funds	$837,162	$837,162	$837,162
Federal Title IV-B Caseworker Visitation Funds	$90,261	$90,261	$90,261
Social Service Block Grant (SSBG) Funds	$4,901,232	$4,901,232	$4,901,232
Social Service Block Grant (TANF Transfer) Funds	$10,147,768	$10,147,768	$10,147,768
Federal IV-E Foster Care Funds	$31,631,596	$30,851,568	$30,851,568
Federal IV-E Adoption Funds	$465,053	$707,814	$707,814
Federal IV-E Independent Living Funds	$200,000	$200,000	$200,000
TANF Funds	$29,056,496	$26,464,195	$26,464,195
Total	**$335,866,137**	**$346,915,930**	**$341,360,350**

FY 2027: $346,915,930. This is a decrease of $10,749,793. The decrease is due to the FY 2027 numbers being based off Fall 2025 consensus caseload estimates as there was no Legislative Omnibus session to approve the Spring 2026 consensus caseload estimates. This will be rectified in the Fall 2026 consensus caseload process.

FY 2028: $341,360,350. The request represents a decrease of $5,555,580 due to a one-time reappropriation in the same amount recorded in FY 2027.

Subprogram Adoption Support – 27610

Description Adoption Support is a program designed to remove barriers to the adoption of children with special needs, who otherwise could not be adopted and to assist the adoptive family in meeting the special and ordinary needs of a child. The types of assistance the child receives are determined by negotiation with the Prevention and Protection Services (PPS) staff.

Eligibility for this financial assistance must be determined prior to finalization of the adoption. Assistance may include a special one-time payment, non-recurring expenses to provide for legal fees, an ongoing monthly financial subsidy, a medical card or a combination of these items. The type and amount of subsidy is negotiated with the prospective adoptive parents. Consideration is given to the specific needs of the child along with the community resources and support services available to the adoptive family. Funding for medical assistance is included in the Kansas Department of Health and Environment budget.

Priority 18

Required by Statute Discretionary

Maintenance of Effort or Matching Requirement Matching and MOE

Statutory Requirements

- KSA 38-2263(d)(1) provides for permanent living arrangements other than reintegration for children in need of care. KSA 38-2264(b)(2) authorizes adoption as a permanency option.
- 42 USC 670-678 established the Federal Title IV-E Foster Care and Adoption Assistance Program which provides federal matching funds to States.
- 42 USC 620-628, Title IV-B, authorizes expenditures for adoption services.

Purpose Provides financial assistance for the needs of children placed in permanent adoptive homes.

Consequences of Not Funding Greatly extend the stay of approximately one-third of children in foster care whose appropriate permanency goal is adoption. In addition, the State would fail to gain approval for the Title IV-E and TANF Block Grant state plans.

Narrative – DA 400	Agency:	KS Dept. for Children and Families
State of Kansas	Program:	Prevention and Protection Services
Division of the Budget	Subprogram:	Adoption Support

Performance Data

Performance Indicator	FY 2021 Actual	FY 2022 Actual	FY 2023 Actual	FY 2024 Actual	FY 2025 Actual	FY 2026 Actual	FY 2027 Estimate	FY 2028 Estimate
Percent of adoptions within 24 months of the removal from home	14.9%	12.8%	12.4%	13.9%	13.2%	12.1%	12.4%	12.7%
Number of children adopted	846	948	880	751	636	644	660	670

Expenditure Justification

Grants, Aid to Local Governments, and Assistance (Acct Code 550000)

The following table details the Adoption Support caseload estimates:

Adoption Support Caseload

Item	FY 2026 Actual	FY 2027 Estimate	FY 2028 Estimate
Average Monthly Children (1)	10,288	9,941	9,593
Average Monthly Children Receiving a Monthly Payment	8,508	8,231	7,949
Average Monthly Cost per Child (2)	$510	$519	$529
Assistance	$52,036,986	$51,237,770	$50,459,254
Financing			
State General Fund	$22,357,394	$22,343,929	$21,614,456
Title IV-B, FFPSA Transition	$381,662	$0	$0
Title IV-B, Child Welfare Services	$371,188	$371,188	$371,188
Federal IV-E Adoption Funds	$28,926,742	$28,522,653	$28,473,610
Total	$52,036,986	$51,237,770	$50,459,254

(1) These numbers include children receiving only medical assistance plus those receiving a monthly payment.
(2) This monthly average cost is calculated using only those children receiving a monthly payment.

FY 2027: $51,237,770. The request represents a decrease of $799,216 from FY 2026, reflecting a continued decline in caseload, partially offset by increasing costs per child.

FY 2028: $50,459,254. The request represents a decrease of $778,516 from FY 2027, reflecting a continued decline in caseload, partially offset by increasing costs per child.

Subprogram SOUL Permanency – 27650

Description A SOUL family legal permanency establishes a legal connection between a youth in custody age 16 and older and at least one caring adult. SOUL permanencies ensure young people exit foster care with a support system as they transition into adulthood. However, unlike adoption or guardianship, a SOUL family allows young people to make new connections without severing their legal ties with birth parents and siblings. After legal permanency is established, a monthly subsidy equal to the average adoption support amount is available to the caregiver. Young adults also have access to independent living benefits, post-secondary education support, and medical benefits.

This budget represents the SOUL caregiver monthly support amounts and non-recurring one-time expense. The remaining SOUL expenditures are represented in the Independent Living budget with secondary education supports and subsidies to the young adults in SOUL families when they turn 18, graduate from high school or obtain a GED.

Priority 20

Required by Statute Discretionary

Maintenance of Effort or Matching Requirement Not applicable

Statutory Requirements KSA 38-2263(d)(4) provides for permanent living arrangements other than reintegration for children in need of care. KSA 38-2264(b)(4) authorizes SOUL family legal permanencies as a permanency option.

Purpose Provide an alternative permanency option when reintegration, adoption, and permanent custodianship re not appropriate.

Consequences of Not Funding Some children would remain in foster care until they age out.

Performance Data

Performance Indicator	FY 2021 Actual	FY 2022 Actual	FY 2023 Actual	FY 2024 Actual	FY 2025 Actual	FY 2026 Actual	FY 2027 Estimate	FY 2028 Estimate
Percent of SOUL permanencies within 18 months of the removal from home.	--	--	--	--	33.3%	46.3%	55.0%	65.0%

Expenditure Justification

Grants, Aid to Local Governments, and Assistance (Acct Code 550000)

The following table details the SOUL Permanency caseload estimates:

SOUL Permanency Caseload

Item	FY 2026 Actual	FY 2027 Estimate	FY 2028 Estimate
Cash Subsidy			
Average Monthly Youth	34	45	60
Average Monthly Cost Per Person	$512	$387	$290
Total SOUL Permanency Budget	$209,000	$209,000	$209,000
Non-recurring costs	147,000	147,000	147,000
Total	$356,000	$356,000	$356,000
Financing			
State General Fund	$356,000	$356,000	$356,000

The remaining SOUL expenditures are represented in the Independent Living budget with secondary education supports and subsidies to the young adults in SOUL families when they turn 18, graduate from high school or obtain a GED.

FY 2027: $356,000. The request remains constant.

FY 2028: $356,000. The request remains constant.

Subprogram Permanent Custodianship – 27700

Description Permanent Custodianship is a permanency option that is explored when there are compelling reasons why reintegration and adoption are not the preferred options. This option may be more appropriate for older children, those with strong family bonds or when cultural traditions influence the permanency decision. When custodianship is established, a subsidy may be provided to assist families willing to assume the responsibility of establishing a permanent home for older children and their siblings. Once eligibility is determined and an agreement is in place, the subsidy can continue until the child reaches 18 years of age (or until the child completes his/her high school education in the year the child turns 18).

Priority 19

Required by Statute Discretionary

Maintenance of Effort or Matching Requirement Not applicable

Statutory Requirements

- KSA 38-2263(d)(1) provides for permanent living arrangements other than reintegration for children in need of care. KSA 38-2264(b)(3) authorizes permanent custodianship as a permanency option.

Purpose Provide an alternative permanency option when reintegration and adoption are not appropriate.

Consequences of Not Funding Some children would remain in foster care.

Performance Data

Performance Indicator	FY 2021 Actual	FY 2022 Actual	FY 2023 Actual	FY 2024 Actual	FY 2025 Actual	FY 2026 Actual	FY 2027 Estimate	FY 2028 Estimate
Percent of permanent custodianships within 18 months of the removal from home.	48.4%	43.8%	54.0%	58.0%	42.7%	56.0%	58.0%	60.0%

Expenditure Justification

Grants, Aid to Local Governments, and Assistance (Acct Code 550000)

The following table details the Permanent Custodianship caseload estimates:

Permanent Custodianship Caseload

Item	FY 2026 Actual	FY 2027 Estimate	FY 2028 Estimate
Average Monthly Children	64	60	53
Average Monthly Cost Per Child	$325	$323	$322
Total Permanent Custodianship Budget	$249,831	$232,800	$204,508
Financing			
State General Fund	$249,831	$232,800	$204,508

FY 2027: $232,800. The request is a decrease of $17,031. The decrease is due to the decline in caseload.

FY 2028: $204,508. The request is a decrease of $28,292. The decrease is due to the decline in caseload.

Subprogram Independent Living – 27800

Description Except for youth in detention and locked facilities, Independent Living (IL) services are available to young people between the ages of 14 and 21, who were in custody of the Kansas Department for Children and Families (DCF) Secretary and in out-of-home placement for any length of time on or after their 14th birthday. The purpose of the program is to ensure that youth have a smooth and successful transition from foster care to independence. Available services include assistance with completing secondary and post-secondary education, monthly IL subsidies, life-skills training and leadership opportunities. These services are provided by local DCF offices. The federal government provides an 80 percent match for the funds expended subject to the amount of the federal grant. Free medical services are available through the Medical Card Extension Program for youth 18 to 26 years of age who were in custody and out-of-home placement on their 18th birthday.

Additionally, youth may attend Kansas higher education institutions under the Kansas Foster Child Educational Assistance Act if they meet criteria established by the Act (high school graduation or GED while in DCF custody and out of home placement, adoption or permanent custodianship after age 16, or in a foster care placement through DCF custody on 18th birthday). Tuition and fees are waived by the schools. No payment from DCF is required. Youth are eligible through the semester they turn 26 –should be 23 years of age.

This Independent Living budget contains funding for secondary education supports, post-secondary education supports, medical coverage and subsidies to the young adults in SOUL families when they turn 18, graduate from high school or obtain a GED. A SOUL family legal permanency establishes a legal connection between a youth in custody age 16 and older and at least one caring adult. SOUL permanencies ensure young people exit foster care with a support system as they transition into adulthood. However, unlike adoption or guardianship, a SOUL family allows young people to make new connections without severing their legal ties with birth parents and siblings. Expenditures and funding for SOUL Permanency Caregivers is represented in a different budget section.

Priority 24

Required by Statute Discretionary

Maintenance of Effort or Matching Requirement Matching

Statutory Requirements

- 42 USC 677 established the John H. Chafee Foster Care Program for the Successful Transition to Adulthood. The grants to states may be used for services to children in foster care and young adults who have left foster care.

Purpose Provide transitional services and leadership opportunities for children aging out of foster care.

Consequences of Not Funding Eliminates significant transitional support to children formerly in foster care who are pursuing independence and their life goals.

Performance Data

Performance Indicator	FY 2021 Actual	FY 2022 Actual	FY 2023 Actual	FY 2024 Actual	FY 2025 Actual	FY 2026 Actual	FY 2027 Estimate	FY 2028 Estimate
Number of Youth Served in the Independent Living Program (1)	966	973	1,026	928	927	786	825	850

(1) More clients were served in FY 2023 due to the flexibility from COVID Legislation and Pandemic funding.

Expenditure Justification

Salaries (Acct Code 510000)

Independent Living has three permanent positions; this is the same staffing levels as in the FY 2026 approved budget.

FY 2027: $212,674. All authorized positions are budgeted. A shrinkage rate of 14.8 percent was applied.

FY 2028: $224,154. All authorized positions are budgeted. A shrinkage rate of 14.8 percent was applied.

Other Operating Expenses (Acct Code 520000-540000)

These expenses are monitored and managed by the IL Program Manager to address and prioritize existing and newly identified needs as they arise. As a result, expenditures can vary significantly from year-to-year between cost categories.

Communication

Item	FY 2026 Actual	FY 2027 Estimate	FY 2028 Estimate
Cell Phones	$1,462	$1,700	$1,700

Freight & Printing

Item	FY 2026 Actual	FY 2027 Estimate	FY 2028 Estimate
State Printer	5,000	5,000	5,000
Total	$5,000	$5,000	$5,000

Rents

Item	FY 2026 Actual	FY 2027 Estimate	FY 2028 Estimate
Building Space & Computer Software Rental	$5,689	$8,000	$8,000

Travel

Item	FY 2026 Actual	FY 2027 Estimate	FY 2028 Estimate
Travel	$16,034	$19,145	$19,145

Fees – Other Services

Item	FY 2026 Actual	FY 2027 Estimate	FY 2028 Estimate
Computer Programming	-	200	200
Database Access Fees	-	300	300
Job Related Training	62,119	1,100	1,100
IL Youth Stipends	63,332	79,900	79,900
Other Fees	500	-	-
Total	$125,951	$81,500	$81,500

Fees – Professional Services

Item	FY 2026 Actual	FY 2027 Estimate	FY 2028 Estimate
Safe Gen - Power of Partnership (1)	353,785	284,185	284,185
Temp Staffing (2)	7,564	-	-
Mainstream Nonprofit Solutions (3)	-	10,000	10,000
Misc Contracts	1,869	7,800	7,800
Total	$363,218	$301,985	$301,985

(1) Safe Generations/Power of Partnership is working with the IL program to expand the Kansas Practice Model (KPM) training and concepts to the administrative and regional IL staff. This will help to ensure youth are being treated according to the KPM standards from intake to foster care and through IL services.
(2) Temp Staffing was needed in FY 2026 to assist with Information Technology needs related to the NYTD program.
(3) Mainstream Nonprofit Solutions was contracted to host the KPM events in future years.

Commodities

Item	FY 2026 Actual	FY 2027 Estimate	FY 2028 Estimate
Fuel Costs	497	2,013	2,013
Stationary and Office Supplies	9,677	8,796	8,796
Other Supplies and Materials (1)	6,899	1,191	1,191
Total	$17,074	$12,000	$12,000

(1) Expenses fluctuate based on program needs from year to year.

Capital Outlay and Improvements

Item	FY 2026 Actual	FY 2027 Estimate	FY 2028 Estimate
Software Non Capital	-	700	700
Total	$0	$700	$700

Total Other Operating Expenditures:

FY 2027: $430,030. This request is a decrease of $104,510. The decrease is related to fluctuating operating expenses.

FY 2028: $430,030. The request remains constant.

Grants, Aid to Local Governments, and Assistance (Acct Code 550000)

Direct services include monthly subsidies, purchase of laptops, educational expenses and other miscellaneous services. The miscellaneous services may be funded directly or provided through grants.

Independent Living Caseload

Item	FY 2026 Actual	FY 2027 Estimate	FY 2028 Estimate
Annual Youth Served	786	825	850
Annual Cost Per Youth	$6,982	$6,014	$5,837
Assistance	$5,487,482	$4,961,212	$4,961,212
Financing			
State General Fund	2,203,323	2,571,055	2,571,055
Federal IV-E Chafee Independent Living Funds	2,498,823	1,701,946	1,701,946
Federal IV-E Education Tuition Voucher Funds	785,336	688,211	688,211
Total	$5,487,482	$4,961,212	$4,961,212

FY 2027**:** $4,961,212. This request represents a decrease of $526,270. The decrease is due to one-time expenses in FY 2026 related to start-up cost for a new grant.

FY 2027: $4,961,212. The request remains constant.

Narrative – DA 400	Agency:	KS Dept. for Children and Families
State of Kansas	Program:	Prevention and Protection Services
Division of the Budget	Subprogram:	Licensing

Subprogram Licensing Foster Care Homes – 27950

Description Foster Care Licensing is responsible for licensure and regulatory compliance for all 24-hour-per-day, seven-day-per-week childcare facilities, and for agencies that provide placement services in the State of Kansas. They conduct initial and ongoing compliance inspection. Costs in this budget include licensing administration, licensing of foster care homes, and a portion of the Childcare Licensing and Regulation Information System (CLARIS) system costs.

Priority 15

Required by Statute Mandatory

Maintenance of Effort or Matching Requirement Matching

Statutory Requirements

- KSA 65-501 et seq. authorizes the inspection and licensing of maternity centers and child care facilities.
- KSA 65-516 requires background checks on all persons residing, working or volunteering in a licensed facility.
- KSA 75-53,105. allows the Secretary access to criminal history of persons to determine their qualification for employment or for participation in any program administered by the secretary for the placement, safety, protection or treatment of vulnerable children or adults

Purpose Regulate all statutory child care facilities (K.S.A. 65-503(c)) in Kansas which provide 24-hour care for children, infancy to 16 years of age. Determine the qualification of employees working with vulnerable children or adults.

Consequences of Not Funding The health and safety in child care facilities would decline.

Performance Data

Performance Indicator	FY 2021 Actual	FY 2022 Actual	FY 2023 Actual	FY 2024 Actual	FY 2025 Actual	FY 2026 Actual	FY 2027 Estimate	FY 2028 Estimate
Foster care and residential facilities licensed	2,850	2,567	2,493	2,404	2,324	2,278	2,300	2,325
Enforcement actions issued	305	111	198	103	75	90	95	100

Narrative – DA 400		Agency:	KS Dept. for Children and Families
State of Kansas		Program:	Prevention and Protection Services
Division of the Budget		Subprogram:	Licensing

Expenditure Justification

Salaries (Acct Code 510000)

Licensing is under the supervision of the PPS Director of Permanency and has 37.0 positions. Most of the positions are surveyors who inspect and evaluate foster homes.

The following table shows the staffing by category for FY 2027 and FY 2028.

Category	FY 2026 Approved	FY 2027 Estimate	FY 2028 Estimate	***Change:*** FY 2027	FY 2028
Deputy Director	1.0	1.0	1.0	-	-
Administrative Specialist	6.0	5.0	5.0	(1.0)	-
Surveyors	28.0	26.0	26.0	(2.0)	-
Public Service Administrators	4.0	4.0	4.0	-	-
Reporting and Data Analyst	1.0	1.0	1.0	-	-
Total	40.0	37.0	37.0	(3.0)	-

FY 2027: $2,317,395. All authorized positions are budgeted. The shrinkage rate is 14.8 percent.

FY 2028: $2,449,938. All authorized positions are budgeted. The shrinkage rate is 14.8 percent.

Other Operating Expenses (Acct Code 520000-540000)

These costs reflect the operating and professional service costs necessary to the licensing and regulation of foster homes and child care facilities.

The following tables detail the Other Operating Expenditures:

Communications

Item	FY 2026 Actual	FY 2027 Estimate	FY 2028 Estimate
Cell Phones	17,491	22,600	22,600

Printing

Item	FY 2026 Actual	FY 2027 Estimate	FY 2028 Estimate
Printing	$5,275	$5,300	$5,300

Rents

Item	FY 2026 Actual	FY 2027 Estimate	FY 2028 Estimate
Computer Software Rental	$1,364	$1,500	$1,500

Travel

Item	FY 2026 Actual	FY 2027 Estimate	FY 2028 Estimate
Travel	$6,314	$9,000	$9,000

Fees – Other Services

Item	FY 2026 Actual	FY 2027 Estimate	FY 2028 Estimate
Child Care Licensing System Fees	-	200,000	200,000
Database Access Fees	-	271	271
Training and Conference Registration	-	629	629
Total	$0	$200,900	$200,900

Commodities

Item	FY 2026 Actual	FY 2027 Estimate	FY 2028 Estimate
Other Equipment Materials	409	500	500
Stationary and Office Supplies	-	500	500
Total	$409	$1,000	$1,000

Capital Outlay

Item	FY 2026 Actual	FY 2027 Estimate	FY 2028 Estimate
Capital Outlay	$2,618	$3,600	$3,600

FY 2027: $243,950. The request represents an increase of $210,479. The increase is due to the modernization of the current Child Care Licensing System.

FY 2028: $243,950. The request remains constant.

Narrative – DA 400	Agency:	KS Dept. for Children and Families
State of Kansas	Program:	Client Service Delivery
Division of the Budget	Subprogram:	

PROGRAM OVERVIEW – Client Service Delivery - 29000

The Client Service Delivery Program provides essential services and benefits to Kansans across the state. Services are delivered through six management regions and 35 service centers. Each region has an administrative section and three programmatic areas: Economic and Employment Services, Vocational Rehabilitation Services, and Prevention and Protection Services. The centralized Child Support Services Program has no staff in the regions. Most of the positions in the field are front-line staff providing direct services to clients. These positions include Human Services Specialists, Protective Specialists, and Human Services Counselors. Family Support Coordinators, Administrative Specialists, and Human Services Assistants provide support for the agency's programs and service delivery.

Goals

1. Accurately assess the safety and needs of children and adults during abuse and neglect investigations.
2. Perform accurate and timely service assessments and eligibility determinations.
3. Provide case management and services that are appropriate to each client's needs.
4. Provide services resulting in gainful employment and self-sufficiency.

Subprograms Established to Assist with Mission

29100 – Region Administration
29200 – Economic & Employment Eligibility Field Staff
29250 – TANF Employment Services Field Staff
29300 – Vocational Rehabilitation Field Staff
29310 – Pre-Employment Transition Services Field Staff
29500 – Child and Adult Protective Services Field Staff

DCF Service Centers and Service Areas

The agency's six management regions include: Kansas City, Wichita, Northeast, Southeast, Northwest, and Southwest. There are 35 DCF service centers. The table on the next page lists the location of each DCF service center and the counties served within each region. A map showing the DCF regions follows the table.

	Service Centers		Counties Served	
DCF Region	**Location**	**Number**	**Counties**	**Number**
Kansas City	Kansas City (HQ), Atchison, Lawrence, Leavenworth, Overland Park	5	Atchison, Douglas, Johnson, Leavenworth, Wyandotte	5
Wichita	Wichita (HQ), El Dorado, Pratt, Winfield	4	Barber, Butler, Cowley, Elk, Greenwood, Harper, Kingman, Pratt, Sedgwick, Sumner	10
Northeast	Topeka (HQ), Hiawatha, Marysville	3	Brown, Doniphan, Jackson, Jefferson, Marshall, Nemaha, Pottawatomie, Shawnee, Wabaunsee	9
Southeast	Chanute (HQ), Columbus, Fort Scott, Independence, Osawatomie, Ottawa, Parsons, Pittsburg	8	Allen, Anderson, Bourbon, Chautauqua, Cherokee, Coffey, Crawford, Franklin, Labette, Linn, Miami, Montgomery, Neosho, Osage, Wilson, Woodson	16
Northwest	Manhattan (HQ), Colby, Concordia, Hays, Junction City, Phillipsburg, Salina	7	Cheyenne, Clay, Cloud, Decatur, Dickinson, Ellis, Ellsworth, Geary, Gove, Graham, Jewell, Lincoln, Logan, Mitchell, Morris, Norton, Osborne, Ottawa, Phillips, Rawlins, Republic, Riley, Rooks, Russell, Saline, Sheridan, Sherman, Smith, Thomas, Trego, Wallace, Washington	32
Southwest	Garden City (HQ), Dodge City, Emporia, Great Bend, Hutchinson, Liberal, McPherson, Newton	8	Barton, Chase, Clark, Comanche, Edwards, Finney, Ford, Grant, Gray, Greeley, Hamilton, Harvey, Haskell, Hodgeman, Kearney, Kiowa, Lane, Lyon, Marion, McPherson, Meade, Morton, Ness, Pawnee, Reno, Rice, Rush, Scott, Seward, Stafford, Stanton, Stevens, Wichita	33

HQ: region headquarters

Narrative – DA 400		Agency:	KS Dept. for Children and Families
State of Kansas		Program:	Client Service Delivery
Division of the Budget		Subprogram:	

DCF Regions

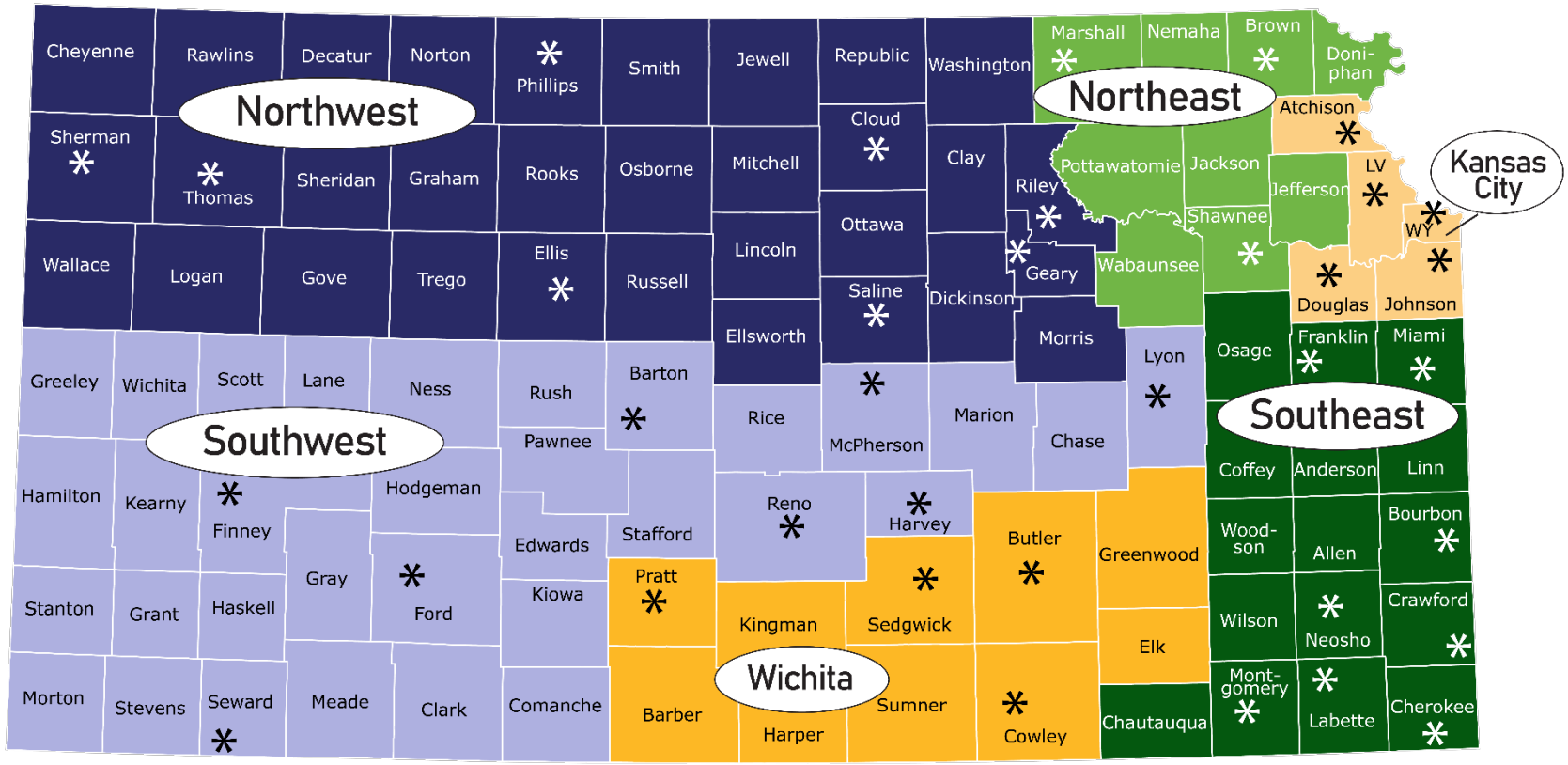

Note: The location in Sherman County is a satellite office.

Subprogram Region Administration – 29100

Description The Region Administration Program provides the operational support that allows programs to deliver human services effectively and efficiently. Administrative services include fiscal, human resources, legal, fraud investigations, information technology support, and facilities. Each of these areas is an extension of a central administration counterpart. Other Operating Expenditures except for travel are consolidated in the Region Administration Program. Travel is budgeted in each regional program because of cost allocation requirements.

Priority 43

Required by Statute Mandatory

Maintenance of Effort or Matching Requirement Matching and Maintenance of Effort

Statutory Requirements

- KSA 75-5316a authorizes the Secretary to organize the agency and appoint division and regional directors.
- KSA 39-708c(d) requires the Secretary to establish offices throughout the state, with the number and location of the offices at the Secretary's discretion.

Purpose Oversee the delivery of protective services, public assistance, employment services, and vocational rehabilitation services.

Consequences of Not Funding Client service delivery would not be viable without local direction and administrative support.

Performance Data Not applicable

Expenditure Justification

Salaries (Acct Code 510000)

Region Administration staff provide support for all field services. The executive level in the regions includes six regional directors, six program directors, four operations directors and two deputy chiefs of investigations. Each region has a director and program director. The four operations directors cover six regions. The deputy chiefs of investigations divide the state and report to the chief investigator in Topeka. Administrative services are provided in the following areas: financial, legal, personnel, information technology, fraud investigations, and facilities.

The following table details the administration staffing by category.

Category	FY 2026 Approved	FY 2027 Estimate	FY 2028 Estimate	***Change*** FY 2027	FY 2028
Region Director	6.0	6.0	6.0	-	-
Program Director	6.0	6.0	6.0	-	-
Operations Director	4.0	4.0	4.0	-	-
Deputy Chief of Investigations	2.0	2.0	2.0	-	-
Fiscal	8.0	8.0	8.0	-	-
Administration	40.0	38.0	38.0	(2.0)	-
Legal	13.0	13.0	13.0	-	-
Personnel	13.0	14.0	14.0	1.0	-
IT	22.0	22.0	22.0	-	-
Investigators	14.0	14.0	14.0	-	-
Adm Support	70.0	68.0	68.0	(2.0)	-
Maintenance	13.0	12.8	12.8	(0.2)	-
Total	211.0	207.8	207.8	(3.2)	-

FY 2027: $13,188,481. Salaries decrease by $1,420,235 (-9.7 percent) from FY 2026. The shrinkage rate is 14.8 percent. The $1,420,236 decrease results from $0.60 million in FY 2026 salary savings, $0.13 million from the pay plan increase, $0.15 million from an increase in benefits, and a $2.29 million shrinkage reduction.

FY 2028: $13,927,036. Salaries increase by $738,555 (5.6 percent) over FY 2027. The $738,556 increase is attributable to a $0.52 million increase for the 27th pay period, $0.37 million for increased benefits, a $0.13 million reduction in shrinkage, and $.02 million in other salary adjustments. Positions are constant and the shrinkage rate remains 14.8 percent.

Other Operating Expenses (Acct Code 520000-540000)

Rent, utilities, repairs/servicing, and communications combine for 81 percent of Other Operating Expenditures. Other Operating Expenses are detailed in the tables below.

Communication

Item	FY 2026 Actual	FY 2027 Estimate	FY 2028 Estimate
Postage	162,694	174,498	183,011
Central Mail	18,776	20,730	21,740
Local Commercial Phones	238,692	261,683	274,689
Long Distance Commercial Phones	9,188	4,423	4,600
Cell Phones	538,442	569,923	587,020
Total	$967,792	$1,031,257	$1,071,060

Freight and Express

Item	FY 2026 Actual	FY 2027 Estimate	FY 2028 Estimate
Other Freight and Express	20,502	20,038	20,539
Total	$20,502	$20,038	$20,539

Printing

Item	FY 2026 Actual	FY 2027 Estimate	FY 2028 Estimate
Printing	$30,925	$31,686	$32,476

Rents

Item	FY 2026 Actual	FY 2027 Estimate	FY 2028 Estimate
Copiers	369,696	388,179	395,943
Building Space	10,052,499	10,788,772	10,916,313
Equipment Rental	62,503	60,448	62,263
Other Rents	36,601	38,193	39,100
Total (1)	$10,521,299	$11,275,592	$11,413,619

(1) The FY 2027 increase of $754,293 includes $679,947 in lease adjustments, $56,326 in tax and insurance increases, and $18,020 in other rents. The FY 2028 increase of $138,027 includes $65,140 in lease increases, $62,401 in tax and insurance increases, and $10,486 in other rents.

Repairs and Servicing

Item	FY 2026 Actual	FY 2027 Estimate	FY 2028 Estimate
Vehicle Repairs and Servicing	360,077	383,665	415,763
Furniture Repairs	722	740	759
Building and Grounds Repair	1,176,664	1,052,484	1,071,835
Other Repairs	12,058	10,687	10,954
Total	$1,549,521	$1,447,576	$1,499,311

Travel

Item	FY 2026 Actual	FY 2027 Estimate	FY 2028 Estimate
Travel	$129,789	$183,254	$187,646

Narrative – DA 400	Agency:	KS Dept. for Children and Families
State of Kansas	Program:	Client Service Delivery
Division of the Budget	Subprogram:	Region Administration

Fees - Other Services

Item	FY 2026 Actual	FY 2027 Estimate	FY 2028 Estimate
Monumental Building Surcharge	384,750	384,750	418,950
Legal Research Service	69,520	71,467	73,323
Job Training/Conference	10,791	20,000	20,000
Security Guards	9,505	-	-
Computer Lease Buy-Out	6,375	-	-
Other	8,378	15,246	15,427
Total	$489,319	$491,463	$527,700

Fees – Professional Services

Item	FY 2026 Actual	FY 2027 Estimate	FY 2028 Estimate
Translation	485,493	502,848	520,309
Exploited and Missing Child Unit	50,921	60,000	60,000
Recruitment Fees	7,311	7,516	7,704
Other	1,440	2,000	2,000
Total	$545,165	$572,364	$590,013

Utilities

Item	FY 2026 Actual	FY 2027 Estimate	FY 2028 Estimate
Electricity	1,098,483	1,106,830	1,162,172
Natural Gas	180,100	171,573	180,151
Water	64,425	56,204	57,889
Sewage Charges	64,483	54,684	56,871
Solid Waste Charges	72,418	70,772	72,894
Other Utilities	20,607	17,353	17,874
Total	$1,500,516	$1,477,416	$1,547,851

Other Contractual Services

Item	FY 2026 Actual	FY 2027 Estimate	FY 2028 Estimate
Security Guards	593,728	594,669	609,535
Vehicle Insurance	207,812	209,645	214,886
Shredding	28,512	29,311	30,044
Fire Inspection	9,186	9,439	9,677
Hospitality	5,695	12,000	12,000
Security System	4,052	4,166	4,270
Other	7,379	15,093	15,270
Total	856,364	874,323	895,682

Equipment Parts, Materials, and Supplies

Item	FY 2026 Actual	FY 2027 Estimate	FY 2028 Estimate
Equipment Parts, Materials, and Supplies	$59,830	$61,358	$62,890

Vehicle Parts and Supplies

Item	FY 2026 Actual	FY 2027 Estimate	FY 2028 Estimate
Fuel and Oil Expenses	331,721	344,989	351,889
Other Supplies	62,883	65,386	67,020
Total	394,604	410,375	418,909

Professional and Scientific Supplies

Item	FY 2026 Actual	FY 2027 Estimate	FY 2028 Estimate
Professional and Scientific Supplies	$5,643	$5,803	$5,948

Office and Data Processing Supplies

Item	FY 2026 Actual	FY 2027 Estimate	FY 2028 Estimate
Office Supplies	198,238	203,787	208,882
Data Processing Supplies	23,781	24,446	25,057
Total	$222,019	$228,233	$233,939

Other Supplies, Materials, and Parts

Item	FY 2026 Actual	FY 2027 Estimate	FY 2028 Estimate
Other Supplies, Materials, and Parts	$152,519	$158,634	$162,216

Capital Outlay

Item	FY 2026 Actual	FY 2027 Estimate	FY 2028 Estimate
Office Equipment and Furniture	122,661	175,908	175,908
Desktop as a Service Accessories (1)	182,831	324,726	283,022
Other IT Equipment	3,304	12,780	12,780
Telecom Equipment	6,632	4,128	4,128
Total	$315,428	$517,542	$475,838

(1) The management and replacement of DCF computers occur within *Desktop as a Service*. Computers are funded by the Information Technology budget based on a replacement schedule while accessories for the computers are funded by the region budget. The number of accessories varies from year to year.

FY 2027: $18,786,914. Other operating expenses increase by $1,024,883 (5.8 percent) over FY 2026. The following table details the major changes from FY 2026 to FY 2027:

Account	FY27 Change
Rents	
Lease Increases	$679,947
Tax & Insurance	56,326
Other	18,020
Subtotal	754,293
Capital Outlay	
Desktop as Service	141,895
Other	60,219
Subtotal	202,114
Other	68,476
Total	**$1,024,883**

FY 2028: $19,145,637. Other operating expenses increase by $358,723 (1.9 percent) over FY 2027. The major changes from FY 2027 follow:

Account	FY28 Change
Rents	
Leases	65,140
Tax & Insurance	62,401
Other	10,486
Subtotal	138,027
Utilities	
Electricity & Natural Gas	63,920
Other	6,515
Subtotal	70,435
Repairs and Servicing	51,735
Communications	39,803
Other	58,723
Total	**358,723**

Narrative – DA 400	Agency:	KS Dept. for Children and Families
State of Kansas	Program:	Client Service Delivery
Division of the Budget	Subprogram:	Economic and Employment Eligibility Field Staff

Subprogram Economic and Employment Eligibility Field Staff – 29200

Description Economic and Employment Program services are provided by eligibility workers who explain programs and convey program requirements to applicants. They interview applicants to gather and verify information pertinent to eligibility determination. Front-line staff process applications for TANF financial assistance, child care assistance, and food assistance by evaluating applicants' financial status and other factors to determine program eligibility within program regulations, policies, and procedures. In addition, eligibility staff help individuals by identifying their needs, answering questions about programs, helping them to complete forms, and referring them to appropriate services. They make referrals to work programs and make periodic eligibility redeterminations. Quality Assurance staff monitor the accuracy of eligibility and benefit determinations. Child care eligibility and casework are performed on behalf of the new Kansas Office of Early Childhood, which establishes child care policy and manages provider recruitment.

Priority 10

Required by Statute Discretionary

Maintenance of Effort or Matching Requirement Matching and Maintenance of Effort

Statutory Requirements

- KSA 39-709 sets out eligibility requirements for TANF cash assistance, food assistance, and child care assistance.
- 7 USC 2020(a)(1) makes State agencies responsible for conducting Supplemental Nutrition Assistance Program eligibility and issuing benefits, subject to an approved state plan.
- 42 U.S.C. 601-602 makes states responsible for operating TANF programs under an approved state plan.
- 42 USC 9858c makes states responsible for operating child care requirements under an approved state plan.

Purpose Determine public assistance benefits for cash, food, child care, and energy assistance.

Consequences of Not Funding Persons living in poverty may be unable to meet basic needs and care for their children. State plans would not be approved, and federal funding would be jeopardized.

Narrative – DA 400		Agency:	KS Dept. for Children and Families
State of Kansas		Program:	Client Service Delivery
Division of the Budget		Subprogram:	Economic and Employment Eligibility Field Staff

Performance Data

Performance Indicator	FY 2021 Actual	FY 2022 Actual	FY 2023 Actual	FY 2024 Actual	FY 2025 Actual	FY 2026 Actual	FY 2027 Estimate	FY 2028 Estimate
Percent of EES applications processed timely	95.5%	84.0%	81.5%	72.6%	83.7%	87.0%	88.0%	89.0%
Food Assistance payment error rate	6.6%	6.9%	12.9%	10.8%	10.0%	8.9%	5.0%	5.0%

Expenditure Justification

Salaries (Acct Code 510000)

The Economic and Employment Program is managed by four program administrators and five assistant program administrators. Most of the Economic and Employment positions are eligibility workers (human service specialists), their supervisors, and program support staff (human services assistants). The following table lists the EES Field staffing and the change in positions.

Category	FY 2026 Approved	FY 2027 Estimate	FY 2028 Estimate	***Change:*** FY 2027	FY 2028
Program Administrator	5.0	6.0	6.0	1.0	-
Assistant Program Administrator	5.0	4.0	4.0	(1.0)	-
Program Improvement Program Administrators	3.0	2.0	2.0	(1.0)	-
Public Service Executive	1.0	2.0	2.0	1.0	-
Public Service Administrator	5.0	5.0	5.0	-	-
Human Services Supervisor	58.0	58.0	58.0	-	-
Human Services Consultant	79.0	81.0	81.0	2.0	-
Human Services Specialist	363.0	355.0	355.0	(8.0)	-
Human Services Assistant	86.0	92.0	92.0	6.0	-
Fam Support Coordinator	11.0	6.0	6.0	(5.0)	-
Management Analyst	1.0	1.0	1.0	-	-
Program Consultant	11.0	2.0	2.0	(9.0)	-
Program Specialist	4.0	4.0	4.0	-	-
Staff Development Specialist	2.0	12.0	12.0	10.0	-
Adm Support	4.0	2.0	2.0	(2.0)	-
Total	638.0	632.0	632.0	(6.0)	-

The major changes are as follows:

- Reduction of 10.0 positions which were moved to the Office of Early Childhood. Nine program consultants and one administrative support position were transferred.
- Addition of 4.0 positions from other DCF programs.

FY 2027: $27,486,056. Salaries decrease by $8,429,964 (-23.5%) from FY 2026. A shrinkage rate of 14.8 percent was applied. The $8,429,964 decrease results from $4.55 million in FY 2026 salary savings, $0.30 million from the pay plan increase, $0.35 million from an increase in benefits, a decrease of $8.85 million in connection with the SNAP Health Food Waiver, and a shrinkage reduction of $4.77 million.

SNAP Health Food Waiver. The 2026 Legislature shifted $5.0 million SGF from the agency's budget to the State Finance Council pending DCF's implementation of a SNAP healthy foods waiver. Under the terms of the appropriation bill, DCF must obtain and implement the waiver by January 1, 2027, for the $5.0 million to be released. The loss of $5.0 million SGF in the EES Field Program corresponds to a total reduction of $8.85 million in salaries because of federal matching funds and would affect 144 positions. A supplemental request to restore the funding is included in the agency's budget submission.

FY 2028: $37,168,484. Salaries increase by $9,682,428 (35.2%). The $9,682,428 increase is attributable to an increase of $8.85 million to restore funding associated with the SNAP healthy foods waiver, a $1.38 million increase for the 27th pay period, $0.95 million for increased benefits, a $1.68 million reduction from additional shrinkage, and $0.19 million in other salary adjustments. Positions are constant and the shrinkage rate remains 14.8 percent.

Other Operating Expenses (Acct Code 520000-540000)

Other Operating Expenditures include mainly travel. Travel is for leadership and supervisory training, attendance at conferences including the Governor's Conference, travel to attend leadership training, and business process management (optimizing workflow) meetings. Travel is also provided for new employee training.

Travel

Item	FY 2026 Actual	FY 2027 Estimate	FY 2028 Estimate
Travel	41,950	58,075	59,469

Fees and Other Services

Item	FY 2026 Actual	FY 2027 Estimate	FY 2028 Estimate
Conference Fees	150	-	-

FY 2027: $58,075. Other operating expenditures increase by $15,975 (37.9%), reflecting a $16,125 increase in travel and a $150 reduction in non-recurring conference fees.

FY 2028: $59,469. Travel increases by $1,394.

Subprogram TANF Employment Services Field Staff – 29250

Description The focus of TANF case managers is to promote self-sufficiency among clients. The case managers perform career assessments and develop individualized plans that identify the services that best support a client's self-sufficiency goals and which reinforce the client's strengths, needs, and abilities. Basic skills training, resume writing, and interview workshops prepare clients for employment opportunities. The case managers maintain partnerships with external organizations to identify available services for clients. Finally, case managers monitor each client's compliance with their case plan and progress toward self-sufficiency.

Priority 27

Required by Statute Discretionary

Maintenance of Effort or Matching Requirement MOE

Statutory Requirements
- KSA 39-709(b)(3) requires DCF to maintain a sufficient level of TANF work program staff.
- 42 U.S.C. 602(a)(1)(A) requires parents and caretakers receiving TANF assistance to engage in work activities.

Purpose Provide case management for TANF cash assistance recipients.

Consequences of Not Funding
- Job skills, training, and employment case management would not be available for TANF recipients.
- DCF would incur a federal penalty for failing to meet the TANF work participation requirements.

Performance Data

Performance Indicator	FY 2021 Actual	FY 2022 Actual	FY 2023 Actual	FY 2024 Actual	FY 2025 Actual	FY 2026 Actual	FY 2027 Estimate	FY 2028 Estimate
Percent of TANF recipients obtaining employment	27.1%	26.9%	29.9%	25.8%	26.4%	21.6%	25.0%	27.0%
Percent of TANF recipients who retain employment in the quarter following employment	42.8%	43.2%	38.9%	43.2%	41.1%	42.8%	45.0%	45.0%
TANF All Families work participation rate	30.5%	29.9%	32.7%	30.1%	28.3%	24.8%	26.0%	28.0%

Narrative – DA 400	Agency:	KS Dept. for Children and Families
State of Kansas	Program:	Client Service Delivery
Division of the Budget	Subprogram:	TANF Employment Services Field Staff

Expenditure Justification

Salaries (Acct Code 510000)

A total of 74 employment service positions are included in the TANF work program. The following table details the TANF Employment Services staffing.

Category	FY 2026 Approved	FY 2027 Estimate	FY 2028 Estimate	***Change:*** FY 2027	FY 2028
Public Service Executive	7.00	6.00	6.00	(1.00)	-
Human Services Supervisor	7.00	6.00	6.00	(1.00)	-
Human Services Consultant	-	5.00	5.00	5.00	-
Human Services Specialist	61.00	57.00	57.00	(4.00)	-
Total	75.00	74.00	74.00	(1.00)	-

FY 2027: $4,271,783. Salaries increase by $208,802 (5.1%). The shrinkage rate is 14.8 percent. The $208,802 increase in salaries results from $874,691 in FY 2026 salary savings, $36,313 from the pay plan, $39,843 from higher benefits, and shrinkage of $742,046.

FY 2028: $4,524,429. Salaries increase by $252,646 (5.9%). The shrinkage rate is unchanged at 14.8 percent. The $252,646 increase in salaries is attributable to $167,571 for the 27th pay period, $115,097 for increased benefits, a $43,887 reduction in shrinkage, and $13,864 in other salary adjustments.

Other Operating Expenses (Acct Code 520000-540000)

The sole other operating expense is travel. Travel for leadership and supervisory training, and supervisor meetings. Travel is also for attendance at career navigation training sessions. Career navigators help clients identify their skills and interests, set employment goals, and develop a plan to achieve them.

Travel

Item	FY 2026 Actual	FY 2027 Estimate	FY 2028 Estimate
Travel	36,993	52,312	53,568

FY 2027: $52,312. Travel increases by $15,319.

FY 2028: $53,568. Travel increases by $1,256.

Narrative – DA 400		Agency:	KS Dept. for Children and Families
State of Kansas		Program:	Client Service Delivery
Division of the Budget		Subprogram:	Vocational Rehabilitation Field Staff

Subprogram Vocational Rehabilitation Field Staff – 29300

Description Vocational Rehabilitation services are provided by counselors stationed in DCF regional offices in partnership with private contractors and service providers. Vocational Rehabilitation counselors help adults with disabilities prepare for, find, and maintain employment in the competitive workplace. Counselors perform client assessments to assess clients' skills and needs, develop individualized goals and steps for achieving them, and provide various client services. Client services include career counseling and job search assistance, vocational training, assistive technology, job coaching, job tryouts, restoration services, and job placement. Counselors monitor clients' progress and adjust rehabilitation plans if necessary. After a client secures employment, counselors continue to provide guidance for at least 90 days to ensure stability on the job, as well as client and employer satisfaction.

Priority 28

Required by Statute Discretionary

Maintenance of Effort or Matching Requirement Matching and Maintenance of Effort

Statutory Requirements

- KSA 39-708c(c) authorizes DCF to cooperate with the federal government to qualify for federal funds.
- 29 USC 721 makes states with an approved state plan responsible for vocational rehabilitation services and requires an adequate level of rehabilitation professionals and paraprofessionals.

Purpose Deliver vocational rehabilitation services.

Consequences of Not Funding Fewer people with disabilities would become gainfully employed and self-sufficient. The Rehabilitation Services state plan would not be approved.

Performance Data

Narrative – DA 400	Agency:	KS Dept. for Children and Families
State of Kansas	Program:	Client Service Delivery
Division of the Budget	Subprogram:	Vocational Rehabilitation Field Staff

Performance Indicator	FY 2021 Actual	FY 2022 Actual	FY 2023 Actual	FY 2024 Actual	FY 2025 Actual	FY 2026 Actual	FY 2027 Estimate	FY 2028 Estimate
Number of Kansans with disabilities achieving competitive, integrated employment	933	1,113	905	970	1,056	927	1,000	1,100
Percent of persons employed as a result of vocational rehabilitation services who report their own earnings as the largest source of support at case closure	80.0%	79.0%	76.0%	74.0%	82.0%	82.0%	82.0%	82.0%

Expenditure Justification

Salaries (Acct Code 510000)

Vocation Rehabilitation field staff are managed by four program administrators. Staff are composed mainly of supervisors (Public Service Executives), counselors, and human services assistants. The list of positions follows.

Category	FY 2026 Approved	FY 2027 Estimate	FY 2028 Estimate	**Change:** FY 2027	FY 2028
Program Administrator	4.0	4.0	4.0	-	-
Rehabilitation Services Manager	8.0	8.0	8.0	-	-
Pre-ETS Administrator	1.0	1.0	1.0	-	-
Public Service Executive	2.0	2.0	2.0	-	-
Human Services Counselor	86.0	86.0	86.0	-	-
Public Service Administrator	4.0	4.0	4.0	-	-
Human Services Specialist	1.0	1.0	1.0	-	-
Human Services Assistant	13.0	14.0	14.0	1.0	-
Program Specialist	2.0	2.0	2.0	-	-
Fam Support Coordinator	1.0	1.0	1.0	-	-
Administrative Assistant	3.0	3.0	3.0	-	-
Staff Development Specialist	2.0	2.0	2.0	-	-
Total	127.0	128.0	128.0	1.0	-

FY 2027: $7,934,915. Salaries decrease by $223,459 (-2.7 percent) from FY 2026. The shrinkage rate is 14.8 percent. The $223,459 reduction results from $1.00 million in FY 2026 salary savings, $0.07 million from the pay plan, $0.08 million from benefit increases, and a shrinkage reduction of $1.38 million.

FY 2028: $8,381,361. Salaries increase by $446,446 (5.6 percent) over FY 2027. The $446,446 increase is attributable to $0.31 million for the 27th pay period, $0.22 million for increased benefits, a $0.08 million reduction from shrinkage and $0.01 million reduction in other salary adjustments. The shrinkage rate is unchanged at 14.8 percent, and the staffing level is constant.

Other Operating Expenses (Acct Code 520000-540000)

Other Operating Expenses include mainly travel and temporary staff. Travel is for client appointments, supervisor meetings, the annual statewide Vocational Rehabilitation conference, staff development training, and new counselor training. Temporary staffing was funded by salary savings and was used to fill human services counselor vacancies. Temporary staff are not budgeted.

Travel

Item	FY 2026 Actual	FY 2027 Estimate	FY 2028 Estimate
Travel	87,915	127,416	130,475

Fees – Other Services

Item	FY 2026 Actual	FY 2027 Estimate	FY 2028 Estimate
Temporary Staff	43,226	-	-

Fees – Professional Services

Item	FY 2026 Actual	FY 2027 Estimate	FY 2028 Estimate
Temporary Staff	288,779	-	-

FY 2027: $127,416. Other operating expenditures decrease by $292,504 (-69.7 percent) from FY 2026. Funding for Vocational Rehabilitation temporary staff is not included in FY 2027.

FY 2028: $130,475. Travel increases by $3,059.

Narrative – DA 400	Agency:	KS Dept. for Children and Families
State of Kansas	Program:	Client Service Delivery
Division of the Budget	Subprogram:	Pre-Employment Transition Services Field Staff

Subprogram Pre-Employment Transition Services Field Staff – 29310

Description Pre-Employment Transition services are provided by specialists who provide targeted services for students with disabilities, typically ages 14-22. The objective of the services is to enhance the youths' capacity to gain competitive integrated work after high school, or after graduation from college or technical training. Specialists help students explore career options, develop essential work-related skills, and build confidence in their transition to adulthood. This includes job exploration, work-based learning (such as internships), and workplace readiness training.

Priority 29

Required by Statute Discretionary

Maintenance of Effort or Matching Requirement Matching and MOE

Statutory Requirements

- KSA 39-708c(c) authorizes DCF to cooperate with the federal government to qualify for federal funds.
- 29 USC 733 requires states to provide vocational rehabilitation services to students with disabilities.

Purpose Deliver transitional vocational rehabilitation services to youth with disabilities.

Consequences of Not Funding Loss of early attachment to employment resulting in greater lifelong reliance on public benefits. Reduced employment among Kansas youth with disabilities.

Performance Data

Performance Indicator	FY 2021 Actual	FY 2022 Actual	FY 2023 Actual	FY 2024 Actual	FY 2025 Actual	FY 2026 Actual	FY 2027 Estimate	FY 2028 Estimate
Number of students with disabilities who received pre-employment transition services	1,421	1,541	1,826	2,263	2,539	2,650	2,750	2,850

Narrative – DA 400	Agency:	KS Dept. for Children and Families
State of Kansas	Program:	Client Service Delivery
Division of the Budget	Subprogram:	Pre-Employment Transition Services Field Staff

Expenditure Justification

Salaries (Acct Code 510000)

The Pre-Employment Transition Services (Pre-ETS) field staff include public services executives who supervise the human services consultants. The positions are shown in the following table:

Category	FY 2026 Approved	FY 2027 Estimate	FY 2028 Estimate	***Change:*** FY 2027	FY 2028
Public Service Executive	3.0	3.0	3.0	-	-
Human Services Consultant	29.0	30.0	30.0	1	-
Total	32.0	33.0	33.0	1	-

FY 2027: $1,795,005. Salaries decrease by $70,426 (-3.8 percent) from FY 2026. The shrinkage rate is 14.8 percent. The $70,426 reduction results from $205,638 in FY 2026 salary savings, $16,641 from the pay plan, $19,103 from increased benefits, and $311,808 shrinkage.

FY 2028: $1,893,511. Salaries increase by $98,506 (5.5 percent) over FY 2027. The $98,506 increase is attributable to $70,130 for the 27th pay period, $51,063 for increased benefits, a $17,112 shrinkage increase, and a $5,575 decrease in other salary adjustments. The shrinkage rate remains 14.8% and there is no change in staffing.

Other Operating Expenses (Acct Code 520000-540000)

Other Operating Expenses include travel and a small amount for conference fees. Travel by the Pre-ETS field staff is for school visits, new staff training, participation in workshops, and attendance at the annual statewide Vocational Rehabilitation conference.

Travel

Item	FY 2026 Actual	FY 2027 Estimate	FY 2028 Estimate
Travel	17,036	25,322	25,933

FY 2027: $25,322. Travel increases by $8,286.

FY 2028: $25,933. Travel increases by $611.

Subprogram Child and Adult Protective Services Field Staff – 29500

Description The Child and Adult Protective Services Field Staff subprogram performs six general functions:

Child Protective Services. Child Protective Services staff perform investigations after an assessment of a report of abuse and neglect meets the criteria for the agency's involvement. If the investigation determines that a child is unsafe, a recommendation is made to the court on the best course of action regarding the child's safety. Referrals may be made to prevention services, foster care, or other services available in the community.

Prevention and Assessment. Prevention and assessment activities range from direct assistance to families whose children are at risk of entering foster care to a referral to community grants providing evidence-based services. Family First Prevention Services and Family Preservation Services are the two largest prevention programs.

Foster Care Contract Liaisons. Foster Care liaisons are responsible for monitoring the foster care case management providers. Staff in the regions monitor the safety and wellbeing of children in foster homes, and their progress toward family reunification or adoption.

Independent Living. Staff in the regions provide services to youth and young adults who were previously in state custody. Assistance to youth and young adults may include a monthly subsidy to assist with room and board expenses, payments to support employment or secondary education, and post-secondary education support.

Program Support Services. Support services staff perform a range of functions, including making Title IV-E eligibility determinations, managing information and reports in the child welfare case management system, and monitoring child welfare performance against federal performance requirements.

Adult Protective Services. Adult Protective Services field staff protect vulnerable adults from abuse, neglect, and financial exploitation. Protection specialists investigate reports and provide protective services to adults aged 18 and above residing in the community and to adults residing in licensed facilities. During an investigation, specialists assess the client's level of risk, collect evidence to substantiate abuse, and arrange for medical, legal, financial, or social services.

Priority 2

Required by Statute Mandatory

Maintenance of Effort or Matching Requirement Matching

Statutory Requirements
- KSA 38-2226 makes DCF and law enforcement jointly responsible for investigating reports of child abuse or neglect.
- KSA 39-1433 requires DCF to investigate reports of adults who have allegedly been abused, neglected, or exploited.
- 42 USC 1397a authorizes the Social Services Block Grant to be used for child and adult protective services.

Purpose Provide child and adult protective services.

Consequences of Not Funding Children and adults would experience abuse and neglect. The Title IV-B State Plan would not be approved.

Performance Data

Performance Indicator	FY 2021 Actual	FY 2022 Actual	FY 2023 Actual	FY 2024 Actual	FY 2025 Actual	FY 2026 Actual	FY 2027 Estimate	FY 2028 Estimate
Percent of Child Protective Service investigations completed timely	95.2%	90.9%	92.5%	90.7%	97.5%	95.4%	97.6%	98.0%
Percent of Adult Protective Services investigations completed timely	84.2%	77.0%	80.8%	81.5%	77.1%	75.9%	78.5%	80.0%

Expenditure Justification

Salaries (Acct Code 510000)

The Child and Adult Protective Services Program includes 18 lead positions: nine assessment and prevention administrators, five foster care administrators, and four support services administrators. The remaining positions are mainly protection supervisors, protection specialists, and program support staff (family support coordinators and human services assistants). The positions are shown in the following table.

Category	FY 2026 Approved	FY 2027 Estimate	FY 2028 Estimate	Change FY 2027	FY 2028
Assessment and Prevention Administrator	8.0	9.0	9.0	1.0	-
Foster Care Administrator	5.0	5.0	5.0	-	-
Support Services Administrator	4.0	4.0	4.0	-	-
Public Service Executive	1.0	-	-	(1.0)	-
Public Service Administrator	4.0	4.0	4.0	-	-
Protection Supervisor	95.0	98.5	98.5	3.5	-
Team Facilitator	15.0	15.0	15.0	-	-
Protection Specialist	455.5	461.4	461.4	5.9	-
Protective Investigator	23.0	17.0	17.0	(6.0)	-
Program Consultant	43.0	41.0	41.0	(2.0)	-
Family Support Coordinator	39.0	31.0	31.0	(8.0)	-
Human Services Assistant	69.0	75.0	75.0	6.0	-
Adm Support	12.0	12.0	12.0	-	-
Total	773.5	772.8	772.8	(0.7)	-

FY 2027: $51,144,178. Salaries increase by $272,761 (0.5 percent) from FY 2026. The $272,761 increase results from a $8.18 million in FY 2026 salary savings, $0.46 million from the pay plan, $0.52 million in benefit increases, and shrinkage of $8.88 million. The shrinkage rate is 14.8 percent.

FY 2028: $53,936,577. Salaries increase by $2,792,399 (5.5 percent) over FY 2027. The increase is attributable to $2.00 million for the 27th pay period, $1.45 million in benefit increases, a $0.49 million decrease in shrinkage, and a decrease of $0.17 million in other salary adjustments. The shrinkage rate remains 14.8 percent. Positions are constant.

Other Operating Expenses (Acct Code 520000-540000)

The major expense in Other Operating Expenses is travel. Travel is for child abuse investigations, court attendance, attendance at workshops and conferences such as the annual Governor's conference, attendance at training ranging from child safety to leadership workshops, and transporting children in custody from other states. Expenses other than travel are non-recurring costs and are budgeted in the Region Administration Program.

Other Operating Expenses

Item	FY 2026 Actual	FY 2027 Estimate	FY 2028 Estimate
Travel	179,716	242,829	248,657
Conference Fees	3,993	-	-
Other	1,144	-	-
Total	184,853	242,829	248,657

FY 2027: $242,829. The other operating expense increase of $57,976 over FY 2026 results from an increase in travel of $63,113 and a reduction of $5,137 in non-recurring expenses.

FY 2028: $248,657. Travel expenditures increase by $5,828.

Narrative – DA 400	Agency:	KS Dept. for Children and Families
State of Kansas	Program:	Developmental Disability Council
Division of the Budget	Subprogram:	

PROGRAM OVERVIEW – Developmental Disability Council - 39000

The State Council on Developmental Disabilities was formed in 1967. The Developmentally Disabled Assistance and Bill of Rights Act of 1975 mandated a Developmental Disability Council in every state. The Kansas Council on Developmental Disabilities (KCDD) is composed of members appointed by the Governor and represents the developmental disability community. The council advocates for improvements in the Kansas system with the goal of providing people with intellectual and developmental disabilities (I/DD), family members and caregivers the services and support they need. The KCDD Five-Year State Plan was developed by relying on extensive public input and the expertise of Council members, staff and allied state agencies and nonprofit organizations. The Goals and Objectives include advocacy and leadership development as well as systems change.

Goals

1. Create Leaders and Empower Advocacy
2. Lead Systems Change

Subprograms Established to Assist with Mission

39000 – Developmental Disability Council

Narrative – DA 400 State of Kansas Division of the Budget	Agency: Program: Subprogram:	KS Dept. for Children and Families Developmental Disability Council

Subprogram Developmental Disability Council -- 39000

Description The State Council on Developmental Disabilities was formed in 1967. The Developmentally Disabled Assistance and Bill of Rights Act of 1975 mandated a Developmental Disability Council in every state. The Kansas Council on Developmental Disabilities (KCDD) is composed of members appointed by the Governor and represents the developmental disability community. The council advocates for improvements in the Kansas system with the goal of providing people with intellectual and developmental disabilities (I/DD), family members and caregivers the services and support they need. The KCDD Five-Year State Plan was developed by relying on extensive public input and the expertise of Council members, staff and allied state agencies and nonprofit organizations.

Priority 36

Required by Statute Mandatory

Maintenance of Effort or Matching Requirement Not applicable

Statutory Requirements 42 USC 15021-15045 authorizes State Councils on Developmental Disabilities
KSA 39-708(c) authorizes DCF to cooperate with the federal government to qualify for federal funds.
KSA 74-5501 establishes the Kansas Council on Developmental Disabilities

Purpose Monitor, evaluate and influence developmental disabilities programs to enable clients to achieve their maximum potential.

Consequences of Not Funding Advocacy for persons with developmental disabilities would be diminished. This reduction in advocacy efforts would make it less likely that individuals could achieve their potential abilities and goals.

Narrative – DA 400	Agency:	KS Dept. for Children and Families
State of Kansas	Program:	Developmental Disability Council
Division of the Budget	Subprogram:	

Performance Data

Performance Indicator	FY 2021 Actual	FY 2022 Actual	FY 2023 Actual	FY 2024 Actual	FY 2025 Actual	FY 2026 Actual	FY 2027 Estimate	FY 2028 Estimate
Number of people with developmental disabilities and families who participated in council-supported activities (1)	1,859	1,920	5,000	5,500	9,476	6,727	7,000	7,500

(1) Measures are reported on federal fiscal year as state fiscal year data isn't available.

Expenditure Justification

Salaries (Acct Code 510000)

Staffing includes 4.5 approved positions. These administrative staff carry out the directives of the council as well as daily operations. They monitor, evaluate and influence existing systems to ensure that they are providing people with developmental disabilities (DD) the programs, services and opportunities necessary to enable them to achieve their maximum potential through increased independence, productivity and integration into the community.

FY 2027: $456,531 All authorized positions are budgeted. Because these positions are funded with 100 percent federal funds, no shrinkage is applied.

FY 2027: $480,886 All authorized positions are budgeted.

Other Operating Expenses (Acct Code 520000-540000)

The support of the statewide self-advocacy organization is a federal priority. These costs reflect the daily operations and services costs of the office, including communication for staff and gubernatorial appointed council members, freight, printing, rent, repair and servicing. The travel budget includes council member and staff travel to national meetings and member travel to council meetings. Council member travel is expensive as several individuals have disabilities that require personal assistance services. The council is a dues-paying member of the National Association of Councils on Developmental Disabilities that meets out of state three times a year.

The following tables detail the Other Operating Expenditures:

Communication

Item	FY 2026 Actual	FY 2027 Estimate	FY 2028 Estimate
Data Services and Telecommunications	5,140	4,500	4,500
Cellular Phones	2,500	1,500	1,500
Other Communications	6,290	7,200	7,200
Total	$13,930	$13,200	$13,200

Printing, Advertising and Freight Services

Item	FY 2026 Actual	FY 2027 Estimate	FY 2028 Estimate
Printing and Advertising (1)	23,030	2,950	2,950
Freight Services	121	50	50
Total	$23,151	$3,000	$3,000

(1) KCDD received one-time grant funding from external sources in FY 2026 that is not expected to continue in FY 2027 or FY2028.

Rents and Software Maintenance

Item	Actual	Estimate	Estimate
Copiers	5,023	2,000	2,000
State Buildings Operating Charges (1)	28,645	5,482	5,482
Other Rents	5,390	4,100	4,100
Computer Software Rental & Maint SVC	21,251	23,000	23,000
Total	$60,309	$34,582	$34,582

(1) The change in state building rental fees is attributable to KCDD relocating to a smaller facility, as well as a delay in accessing the new space within the Landon State Office Building while the current tenants complete their move.

Travel

Item	FY 2026 Actual	FY 2027 Estimate	FY 2028 Estimate
Travel	$72,536	$73,500	$73,500

Fees - Other Services

Item	FY 2026 Actual	FY 2027 Estimate	FY 2028 Estimate
Computer Programming & Access Fees	77	350	350
Job Related Training & Conference Registration	4,343	3,000	3,000
Honorariums/Honorarium Travel	43,129	35,000	35,000
Other Fees	24,151	33,126	35,221
Total	$71,700	$71,476	$73,571

Fees - Professional Services

Item	FY 2026 Actual	FY 2027 Estimate	FY 2028 Estimate
Staffing and Recruitment	96,170	80,000	80,000
Consulting Services	10,200	10,000	10,000
Advertising and Marketing	2,376	2,500	2,500
Other Professional Fees (1)	25,418	49,000	49,000
Total	$134,164	$141,500	$141,500

(1) FY 2027 and FY 2028 include an additional $25,000 appropriated by the Legislature in the FY 2026 session for Pre and Post Natal Diagnosis Awareness.

Other Fees

Item	Actual	Estimate	Estimate
National Assoc of Councils on Developmental Disab	5,155	5,155	5,155
Diability Rights Center of Kansas Inc	500	500	500
Subscription	5,550	5,345	5,345
Other Contractual Svc	2,240	100	100
Official Hospitality	-	1,000	1,000
Other Fees	-	100	100
Total	$13,445	$12,200	$12,200

Commodities

Item	FY 2026 Actual	FY 2027 Estimate	FY 2028 Estimate
Food for Human Consumption	24,658	21,000	21,000
Other Supplies, Materials & Fuel Costs	6,934	2,900	2,900
Total	$31,592	$23,900	$23,900

Capital Outlay

Item	FY 2026 Actual	FY 2027 Estimate	FY 2028 Estimate
Capital Outlay	$3,525	$600	$600

FY 2027: $373,958. The request represents a decrease of $50,394 from FY 2026 actual expenditures. The decrease is primarily due to one-time grant funding received by KCDD from external sources in FY 2026 that is not included in the ongoing budget.

FY 2028: $376,053. This request is comparable with FY 2027.

Grants, Aid to Local Governments and Assistance (Acct Code 550000)

Funds are awarded by the council to organizations and facilities on both a competitive and contractual basis to address goal activities identified in the current Developmental Disabilities State Plan. This portion of the requested budget is for grants to local entities to provide regional and local support in their provision of services to individuals with developmental disabilities.

FY 2027: $150,000. This is a decrease of $144,649 from FY 2026 actuals. Such a variance is not unusual as expenditures vary from year to year as some are dependent on outside grants received.

FY 2028: $150,000. This request is comparable with FY 2027.

Narrative – DA 400	Agency:	KS Dept. for Children and Families
State of Kansas	Program:	Transfers to Other State Agencies
Division of the Budget	Subprogram:	

PROGRAM OVERVIEW – Transfers to Other State Agencies -- 92000

The Transfer program originated in FY 2014. The program was created to lend clarity to the agency's budget by consolidating non-expense transfers to other State agencies in one program. The transfers involve federal funds. Any required match is provided by the receiving agency. Major transfers include the following:

- TANF to Kansas Department of Education for the Kansas Preschool Program.
- TANF to Kansas Housing Resource Center for housing support grants.
- TANF to Kansas Office of Early Childhood (KOEC) to support Kansas Ealy Head Start and other home visitation grants.
- CCDF to Kansas Department of Health & Environment for Child Care Licensing through FY 2026.
- SNAP to Kansas State University for the SNAP Nutrition Education Program through FY 2026.
- SSBG to Kansas Department for Aging & Disability Services for the Senior Care Act.
- Other transfers of lesser amounts as detailed in 92000, Transfers to Other State Agencies.

The KOEC was created effective July 1, 2026, and became the Lead Agency for CCDF funding. The federal SNAP Nutrition Education program ended September 30, 2025.

Goals

1. Provide federal funding to other State agencies for services not directly performed by DCF.

Narrative – DA 400 State of Kansas Division of the Budget	Agency: Program: Subprogram:	KS Dept. for Children and Families Transfers to Other State Agencies

Subprogram	Transfers to Other State Agencies – 92000
Priority	37
Required by Statute	Discretionary
Maintenance of Effort or Matching Requirement	Matching and Maintenance of Effort
Statutory Requirements	• 42 USC 601-617 (TANF) • 42 USC 9857-9858 (CCDF Discretionary) • 7 USC 2036a (SNAP Nutrition Education) • 42 USC 1397 (Social Services Block Grant)
Purpose	Provide federal funding to other State agencies for a range of services.
Consequences of Not Funding	Several federal requirements would not be met, program goals would not be achieved, and some programs performed by other agencies would not be funded.
Performance Data	Not applicable

Narrative – DA 400	Agency:	KS Dept. for Children and Families
State of Kansas	Program:	Transfers to Other State Agencies
Division of the Budget	Subprogram:	

Expenditure Justification

Interagency Transfers (Acct Code 77000)

The purpose of the transfer, the receiving agency, the funding source, and the transfer amounts are summarized in the following table:

Program Code	Transfer Purpose	Receiving Agency	Funding Source	FY 2026 Actual	FY 2027 Estimate	FY 2028 Estimate
92515	Funding for the Kansas Preschool Program (1)	Kansas Dept of Education	TANF Block Grant	4,132,317	8,332,317	8,332,317
92518	Housing support grants for low-income families who are homeless or at risk of becoming homeless	Kansas Housing Resource Center	TANF Block Grant	-	5,000,000	5,000,000
92519	Funding to support Kansas Early Head Start and Home Visitation grants (2)	Kansas Office of Early Childhood	TANF Block Grant	-	8,101,331	8,101,331
92521	Funding for child care licensing (2)	Kansas Dept of Health and Environment	CCDF Discretionary	6,886,449	-	-
92529	Fudning for transition of programs to Kansas Office of Early Childhood	Governor's Office	CCDF Discretionary	150,000	112,500	
92523	DCF share of early intervention assessments for infants & toddlers with developmental delays/disabilities (2)	Kansas Dept of Education	CCDF Discretionary	12,000	-	-
92531	Federal matching funds for the SNAP Nutrition Education Program (3)	Kansas State University	SNAP Nutrition Education	721,928	-	-
92911	Funding to support the Senior Care Act	Kansas Dept for Aging and Disability Services	Social Services Block Grant	4,500,000	4,500,000	4,500,000
Total				$16,402,694	$26,046,148	$25,933,648

(1) The 2026 Legislature appropriated additional $4.2 million in TANF funds for the Kansas Preschool Program.
(2) TANF funded programs transferred to Kansas Office of Early Childhood (KOEC) effective July 1, 2026.
(3) Federal funding for the SNAP Nutrition Education Program ended effective September 30, 2025. FY2026 expenditures represent federal funds spent in SFY2026 prior to termination.

FY 2027: $26,046,148. This is an increase of $9,643,454 from FY 2026. This increase is the result of additional transferring of funds for the Kansas Preschool Program and new transfers to KOEC and Kansas Housing Resource Center (KHRC). These increases and additional offset the decreases for CCDF funds programs moved to KOEC and the end of the SNAP Nutrition Education Program.

FY 2028: $25,933,648. This is a decrease of $112,500 from FY2027, for a transfer of CCDF funds related to KOEC transition.

Narrative – DA 400	Agency:	KS Dept. for Children and Families
State of Kansas	Program:	Capital Improvements
Division of the Budget	Subprogram:	

PROGRAM OVERVIEW – Capital Improvements - 99000

The Capital Improvements program represents capital improvement costs of the Topeka Service Center. The Topeka Service Center is currently being leased from the Department of Administration on a lease-to-buy agreement. Upon completion of the debt payments in 2030 or earlier, the State will transfer ownership of the building to the Department for Children and Families (DCF). Under the lease agreement, DCF is responsible for capital improvements to the Topeka Service Center.

Goals

1. Maintain DCF-owned facilities that ensure public health, safety, and efficiency

Narrative – DA 400 State of Kansas Division of the Budget	Agency: Program: Subprogram:	KS Dept. for Children and Families Capital Improvements

Subprogram	Capital Improvements – 99000
Description	The Capital Improvements program represents capital improvement costs of the Topeka Service Center. The Topeka Service Center is a building at 500 SW Van Buren in Topeka, KS, that serves as the DCF service center for the East Region. The Agency leases this building from the Kansas Department of Administration (DoA) on a lease to buy agreement which was refinanced in FY2021. DCF is responsible for capital improvements to the Topeka Service Center.
Priority	44
Required by Statute	Discretionary
Maintenance of Effort or Matching Requirement	Not applicable
Statutory Requirements	KSA 39-708d authorizes DCF to lease office or business space for a period exceeding 10 years if the proposed lease has been presented to the joint committee on state building construction for advice and consultation.
Purpose	Ongoing maintenance and repair of the Topeka Service Center.
Consequences of Not Funding	Safety risk for clients and DCF agency staff. In addition, the terms of the lease agreement would not be met which would put possession of the building in jeopardy.

Performance Data: Not applicable

Expenditure Justification

Other Operating Expenses (Acct Code 520000-540000)

The lease agreement for the Topeka Service Center requires DCF to set aside $0.75 per square foot, or $64,725 annually, into a State Fund to provide for maintenance and repairs as needed. Prior Capital Improvement Budget requests utilized 100% Maintenance funds. Per Federal Rules, expenditures are made using state funds when incurred. These are then amortized over time to leverage federal funds. Approximately one-half of total expenditures will eventually be claimed to federal funding sources. As federal funds are claimed, the dollars will be used to reimburse the Fee Fund. The Maintenance Fund will be replenished via the annual contribution cited above. DCF works with the Kansas DoA to maintain a plan for capital improvements to assure the building is maintained in future years. A copy of the Five-Year Capital Budget Plan is attached.

Narrative – DA 400	Agency:	KS Dept. for Children and Families
State of Kansas	Program:	Capital Improvements
Division of the Budget	Subprogram:	

The following table details this Capital Improvements expenditure account:

Capital Improvements

Item	FY 2026 Actual	FY 2027 Estimate	FY 2028 Estimate
Expenditures			
Capital Improvements	$650,745	$0	$125,000
Funding			
Project Maintenance Reserve Fund 2214-0150	650,745	-	125,000
Total	$650,745	$0	$125,000

FY 2027: $0. This request is per the Five-Year Capital Budget Plan submitted in June 2026.

FY 2028: $125,000. This request is per the Five-Year Capital Budget Plan submitted in June 2026.

DEPARTMENT FOR CHILDREN AND FAMILIES

Five – Year Capital

Budget Plan

FY 2027-2028

Five-Year Capital Budget Plan--DA 418A

Division of the Budget
State of Kansas

Agency Name Kansas Department of Children and Families

Project Title	Estimated Project Cost	Prior Years	Current Year FY 2027	FY 2028	FY 2029	FY 2030	FY 2031	FY 2032	Subsequent Years
DCF SYSTEM WIDE PRIORITIES FY 2027-28 FIVE YEAR PLAN									
1. Topeka Service Center Rehab & Repair	2,035,906	1,910,906	-	125,000	-	-	-	-	--
Total	2,035,906	1,910,906	$ --	125,000	$ --	$ --	$ --	$ --	$ --

Project Request Explanation--DA 418B

1. Project Title: Topeka Service Center Agency: Kansas Department for Childern and Families	2. Project Priority: 1 of 1

3. Project Description and Justification:

The Topeka Service Center is a building at 500 SW Van Buren in Topeka, KS, that serves as the DCF service center for the East Region. The Agency leases this building from the Kansas Department of Administration (DoA) on a lease to buy agreement. During FY 2021 the existing bonds associated to this lease were recalled and the building refinanced. This was completed through DoA along with the Curtis State Office Building. The lease agreement requires the Agency to set aside $0.75 per square foot, or $64,725 annually, into a state Project Maintenance Reserve Fund. The fund has a balance of $558,801, as of submission. The Agency is currently responsible for capital improvements to this building. Currently Capital Improvement Budget requests utilized 100% Maintenance funds. Per Federal Rules, expenditures are made using state funds when incurred. These are then amortized over time to leverage federal funds. Approximately one-half of total expenditures will eventually be claimed to federal funding sources. As federal funds are claimed, the dollars will be used to reimburse the Fee Fund. The Maintenance Fund will be replenished via the annual contribution cited above. DCF works with the Kansas DoA to maintain a plan for capital improvements to assure the building is maintained in future years. The projected plans for this building include work on the parking garage.

FY 2027 - None at this time.
FY 2028 - Topeka Service Center has a multiple layer parking garage which is part of the building. The rubber based garage floor was laid in 2000. Parts of the flooring has holes and is tearing from the concrete. This base is on two levels of the parking garage, which keeps oil, dirt, and other liquids from dripping on the level of the garage below.
FY 2029 - None at this time.
FY 2030 - None at this time.
FY 2031 - None at this time
FY 2032 - None at this time

Maintenance Funds - Projected Cash Flow	
SFY 2026 Year-End Balance	$558,801
SFY 2027 Transfer	64,725
SFY 2027 Expenditures	0
SFY 2027 Year-End Balance	$623,526
SFY 2028 Transfer	64,725
SFY 2028 Expenditures (Parking Garage)	125,000
SFY 2028 Year-End Balance	$563,251
SFY 2029 Transfer	64,725
SFY 2029 Expenditures	0
SFY 2029 Year-End Balance	$627,976
SFY 2030 Transfer	64,725
SFY 2030 Expenditures	0
SFY 2030 Year-End Balance	$692,701
SFY 2031 Transfer	64,725
SFY 2031 Expenditures	0
SFY 2031 Year-End Balance	$757,426
SFY 2032 Transfer	64,725
SFY 2032 Expenditures	0
	$822,151

4. Estimated Project Cost:	5. Project Phasing:
1. Construction (including fixed equipment and sitework)	1. Preliminary plans (including misc. costs)
2. Architect or engineer fee	2. Final plans (including misc. and other costs)
3. Moveable equipment	3. Construction (including misc. and other costs)
4. Project contingency	
5. Miscellaneous costs	
Total $ --	**Total** $ --

6. Amount by Source of Financing:

Fiscal Years	1. SGF	2. Fee Fund	3. Federal Fund	4. Maintenance Fund	5.	Total
Prior Years		568,976		1,341,930		1,910,906
FY 2027						--
FY 2028 - Garage				125,000		125,000
FY 2029						--
FY 2030						--
FY 2031						--
FY 2032						--
Subsequent Years						--
Total	$ --	568,976	$ --	1,466,930	$ --	2,035,906