

FY2028

AGENCY BUDGET REQUEST

Narrative Information—DA 400

Division of the Budget

State of Kansas

Agency Department of Health and Environment 264

September 15, 2026
Mr. Adam Proffitt, Director
Division of the Budget
Department of Administration
915 SW Harrison, Suite 310
Topeka, KS 66612

Dear Mr. Proffitt,

As Secretary of the Department of Health and Environment, I hereby submit for your consideration the proposed department budget for State Fiscal Years 2027 and 2028.

To the best of my knowledge and belief, the information and explanations included in this budget request are correct and complete.

My staff and I are prepared to provide any additional information which you or your budget analyst may require. Thank you for your consideration of the submitted budget.

Sincerely,

Janet Stanek
Secretary
Kansas Department of Health and Environment

KDHE BUDGET TABLE OF CONTENTS

1. 264 - Agency Overview
2. Reduced Resources
3. Enhancement Packages
4. DA 405
5. Administration
6. Public Health – Summary
7. Office of the Director
8. Disease Control and Prevention
9. Facilities and Licensing
10. Public Health Services
11. Health Promotion
12. Family Health
13. Community Health Systems
14. Oral Health
15. Epidemiology and Public Health Informatics
16. Health and Environmental Laboratory
17. Health Care Finance – Summary
18. Medicaid
19. Program Finance and Estimations
20. Policy, Research, and Initiatives
21. Data, Analytics, and Research
22. Medicaid/KanCare
23. KEES
24. Environment – Summary
25. Waste Management
26. Air
27. Water
28. Environmental Remediation
29. Environmental Field Services

Narrative Information—DA 400

Division of the Budget

State of Kansas

Agency Department of Health and Environment 264

Program Agency Overview

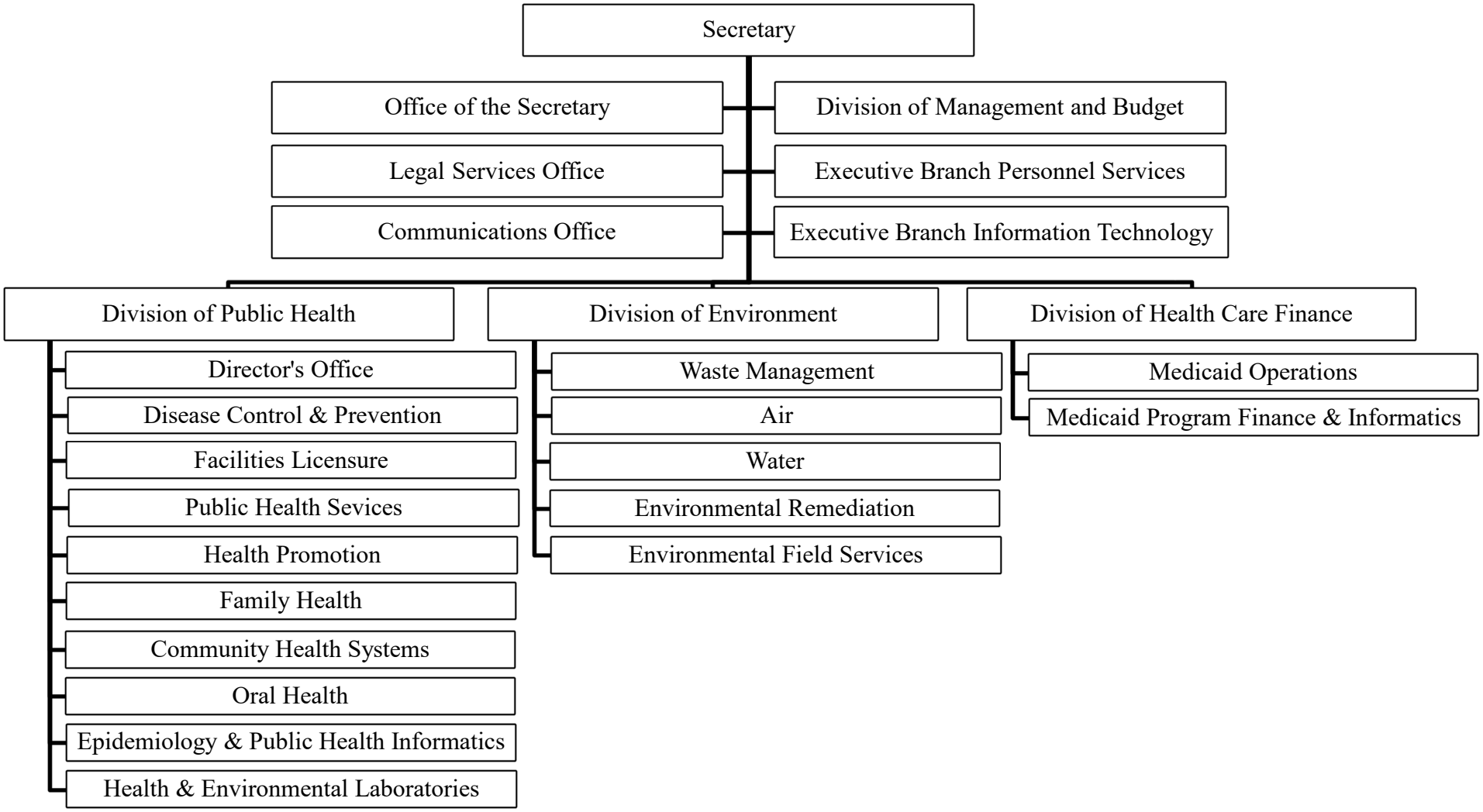

FY26 Actual Position Count					
	Administration	**Public Health**	**Health Care Finance**	**Environment**	**TOTAL**
FTE (Regular)	165.00	570.02	631.60	382.60	1,749.22
Non-FTE (Temporary)	6.25	16.98	4.00	15.78	43.01
TOTAL FTE/Non-FTE	**171.25**	**587.00**	**635.60**	**398.38**	**1,792.23**

FY27 Budgeted Position Count					
	Administration	**Public Health**	**Health Care Finance**	**Environment**	**TOTAL**
FTE (Regular)	163.00	506.02	640.00	395.80	1,704.82
Non-FTE (Temporary)	5.97	16.50	3.00	12.28	37.75
TOTAL FTE/Non-FTE	**168.97**	**522.52**	**643.00**	**408.08**	**1,742.57**

Agency Mission

To protect and improve the health and environment of all Kansans.

Agency Vision

Healthy Kansans living in safe and sustainable environments.

Programs Established to Assist Agency Mission

- Administration
- Division of Public Health
- Division of Environment
- Division of Health Care Finance

Statutory History

The Kansas Department of Health and Environment (KDHE) was originally created by Executive Reorganization Order No. 3 in 1974. Its primary statutory responsibilities are contained in Chapter 65 of the Kansas Statutes Annotated. KSA 75-5601 et seq. provide general authority for the Department. In 2011 Governor Sam Brownback issued Executive Reorganization Order No. 38 which established the Division of Health Care Finance within KDHE, and its statutory authority is found in KSA 2010 Supp. 75-7401 et seq.

Division of Public Health - KSA 65-101 requires the Secretary of Health and Environment to investigate the causes of disease and provides authority to make and enforce administrative regulations establishing isolation of cases, quarantine of contact, and other means to prevent the introduction and spread of disease into and within the state. KSA 65-128 requires the Secretary to designate those diseases which are infectious or contagious and to adopt administrative regulations for their control. KSA65-118 requires physicians and others to report these diseases to the Secretary. KSA 65-116 mandates tuberculosis control programs by state and local health offices. KSA 72-5209 et seq. requires immunization of school children. KSA 65-6002 requires and outlines HIV infection and AIDS reporting responsibilities. The authority to license medical care facilities is contained in KSA 65-425. The following statutory cites are relevant to the Bureau of Family Health: KSA 65-153, KSA 75-5637 et seq., KSA 65-5a01 et seq., KSA 23-501, KSA 65-180 et seq., KSA 65-1,131 et seq., KSA 65-105 et seq., KSA 72- 5204, KSA 72-5212, 72-5214, KSA 65-153f, KSA 72 1204 et seq., KSA 20-165,

KSA 22a-215, KSA 65-177, KSA 65-202, KSA 72-5201, KSA 72-5208, KSA 65,1-149 et seq., and KSA 75-5648 et seq. The child care licensing duties of the Department are contained in KSA 65-501 et seq.

The Radiation Control Program within the Bureau of Community Health Systems in the Division of Public Health operates under the Kansas/U.S. NRC Agreement, KSA 48-1601 et seq., KSA 65-3021 et seq., KSA 48-901 et seq., and KSA 65-34a01 et seq. The Community Right-to-Know Program originated in 1987 and is administered under the Kansas Emergency Planning and Community Right-to-Know Act, KSA 65-5701 et seq.

Bureau of Epidemiology and Public Health Informatics – The registration of vital statistics was designated as a state function by the 1885 Legislature. The Office of Vital Statistics was established in 1911 by KSA 65-2401 et seq. Health and Environmental Research and Analysis is provided under KSA 65-101 and 65-177.

The statutes relating to laboratory testing include KSA 65-157, requiring testing of drinking water; KSA 65-153f, requiring prenatal tests; and KSA 65-674 and 65-677, which provide for chemical analyses of food, drugs, and cosmetics. Primary drinking water standards are outlined in KSA 65-171 and are reflective of state responsibility for federal PL 93-523. The screening of newborn infants for genetic metabolic disorders is required by KSA 65-180. The authority for the Department to approve laboratories is contained in KSA 65-425, which was enacted in 1947.

Division of Environment - State laws provide the Secretary of the Department of Health and Environment with the authority to establish and implement the Hazardous and Solid Waste Programs. KSA 65-3406 authorizes the Secretary to administer a solid waste program to protect the public and environment from risks and nuisances caused by the improper management of solid wastes. KSA 65-3431 authorizes the Secretary to administer a hazardous waste program to protect public health and the environment. Authority for the Director of Environment is contained in KSA 75-5605 and the environmental statutes found in Chapter 65 of the Kansas Statutes Annotated.

The Air Pollution Control Program, KSA 65-3011 et seq., was established in 1967. KSA 64-164 et seq. authorizes the Department to issue permits and regulate waste treatment systems. The Asbestos Control Program included in KSA 65-6301 et seq. was enacted by the 1985 Legislature.

KSA 65-4501 et seq. directs the Department to maintain a certification and training program for water and wastewater operation. State law relating to public water supply systems is contained in KSA 65-162a et seq. Federal water quality standards to which state law must conform are provided in the Water Pollution Control Act of 1972, as amended. Other applicable federal laws include the Safe Drinking Water Act (PL93-523) and the Clean Water Act (PL 92-500). Licensing of water well drilling contractors and establishing standards for well construction are authorized by the Groundwater Exploration and Protection Act (KSA 82a-1201 through 82a-1215). The enforcement of laws and regulations designed to reduce releases of petroleum products into the environment and the Federal authority to respond to environmental emergencies is addressed in the Clean Water Act (PL 92-500), the Safe Drinking Water Act (PL 93-523), and the federal Superfund law, which is titled Comprehensive Environmental Response, Compensation, and

Liability Act of 1980 (CERCLA, PL 96-510). Management of long-term environmental contamination also is addressed in CERCLA and in several sections of Chapter 65 of the Kansas Statutes Annotated.

The Mining Section formulates a state program to meet requirements of 30 CFR Chapter VII, Subchapter C, Parts 730, 731, and 732, Office of Surface Mining Reclamation and Enforcement (OSMRE), U.S. Department of the Interior. The Mining Section is also designated as the agency responsible for the Abandoned Mined Land Reclamation Program and Emergency Program (Public Law 95-87, Title IV) in Kansas in accordance with KSA 49-401 et seq.

Division of Health Care Finance - Executive Reorganization Order No. 38 transferred the responsibilities of KSA 2010 Supp. 75-7401 et seq. to the Department of Health and Environment and specifically creates the Division of Health Care Finance. KSA 2010 Supp. 75-7408 authorizes the Division of Health Care Finance (formerly Kansas Health Policy Authority) to administer Medicaid, the State Children's Health Insurance Program and any program of medical assistance for needy persons financed by state funds only.

Specifically, KSA 39-708c provides general authorization for the Division to enter into State plans for participation in federal grant programs. KSA 39-708c(x) amended in the 1990 Kansas Legislature, pertains to the establishment of rates for payment of services.

KSA 38-2001 et. seq. directs the Division to develop and implement a plan for insurance coverage for Kansas children consistent with 42 U.S.C. 1397aa et seq. Title XXI of the Social Security Act. The plan was marketed initially to the Title XXI population as "HealthWave." This plan was intended to be expanded over time to include all Title XIX and Title XXI children.

In 1965, the Social Security Act was amended to include Title XIX. Title XIX (Medicaid) provides medical coverage for individuals of all ages based upon financial eligibility. Title XIX is a Federal and State health insurance program for low income populations, the aged and people with disabilities. In 1997, Congress passed the Balanced Budget Act, which included the addition of Title XXI to the Social Security Act, providing funding for state designated and state administered health coverage for uninsured children not eligible for Title XIX and who meet certain other income and age criteria. Title XXI (SCHIP) is State administered within Federal guidelines.

Agency-Wide Overview of Current Year Estimate and Budget Year Information:

Budget Year – FY27:

The agency budget for FY27 totals $5,112,293,173 of which $15,284,732 is non-expense and $965,193,092 is from the State General Fund (SGF).

The FY26 budget reflects the agency's priorities. The FY27 budget maintains support of Kansas environmental programs, the State Medicaid and Children's Health Insurance (CHIP) programs, and local health departments. The budget provides continued support for health initiatives such as laboratory services, vaccine purchases, primary health services, infant and toddler services, family planning, the SIDS network, immunization programs, the Early Detection Works breast and cervical cancer screening program, and the state required Medicaid match.

The Enhancements section contains information regarding the expenditure request details for the FY27 Supplemental Requests.

The charts below contain the adjusted FY27 agency budget by funding source and expenditure category. The State General Fund request represents 18.94 percent of the agency budget expenditure request, while Other Funds represent 81.06 percent.

Expenditure Category	All Funds	SGF	Other Funds
Salaries and Wages	148,742,537	28,198,953	120,543,584
Contractual	298,112,012	32,884,180	265,227,832
Commodities	6,960,324	2,682,342	4,277,982
Capital Outlay	1,209,537	437,426	772,111
Aid and Other Assistance	4,641,984,031	900,990,191	3,740,993,840
Total Expenditures	**5,097,008,441**	**965,193,092**	**4,131,815,349**
Non-Expense	15,284,732		15,284,732

Funding Source	Amount	%
State General Fund	965,193,092	18.94%
State Water Plan	8,577,865	0.17%
Children's Initiative Fund	5,800,000	0.11%
Agency Fee Funds	878,363,519	17.23%
Federal Funds	3,189,404,858	62.58%
Agency and Trust Funds	49,669,107	0.97%
Total Expenditures	**5,097,008,441**	**100.00%**
Agency Fee Funds	5,785,713	
Federal Funds	7,860,804	
Agency and Trust Funds	1,638,215	
Total Non-Expense	**15,284,732**	
Total Budget Request	**5,112,293,173**	

Budget Year – FY28:

The agency budget for FY28 totals $5,089,280,279 of which $14,838,841 is non-expense and $949,545,254 is from the State General Fund (SGF).

The FY28 budget reflects the agency's priorities. The FY28 budget maintains support of Kansas environmental programs, the State Medicaid and Children's Health Insurance (CHIP) programs, and local health departments. The budget provides continued support for health initiatives such as laboratory services, vaccine purchases, primary health services, infant and toddler services, family planning, the SIDS network, immunization programs, the Early Detection Works breast and cervical cancer screening program, and the state required Medicaid match.

The Enhancements section contains information regarding the expenditure request details for the FY28 Enhancement Requests.

The charts below contain the adjusted FY28 agency budget by funding source and expenditure category. The State General Fund request represents 18.71 percent of the agency budget expenditure request, while Other Funds represent 81.29 percent.

Expenditure Category	All Funds	SGF	Other Funds
Salaries and Wages	157,596,565	30,267,882	127,328,683
Contractual	283,024,946	24,579,855	258,445,091
Commodities	6,517,557	2,349,646	4,167,911
Capital Outlay	1,192,537	434,626	757,911
Aid and Other Assistance	4,626,109,833	891,913,245	3,734,196,588
Total Expenditures	**5,074,441,438**	**949,545,254**	**4,124,896,184**
Non-Expense	14,838,841		14,838,841

Funding Source	Amount	%
State General Fund	949,545,254	18.71%
State Water Plan	5,661,640	0.11%
Children's Initiative Fund	5,800,000	0.11%
Agency Fee Funds	878,553,518	17.31%
Federal Funds	3,195,774,398	62.99%
Agency and Trust Funds	39,106,628	0.77%
Total Expenditures	**5,074,441,438**	**100.00%**
Agency Fee Funds	5,825,756	
Federal Funds	7,374,870	
Agency and Trust Funds	1,638,215	
Total Non-Expense	**14,838,841**	
Total Budget Request	**5,089,280,279**	

Narrative Information—DA 400

Division of the Budget | Agency: Department of Health and Environment 264

State of Kansas | Program: Reduced Resource Package

Reduced Resource Package – FY28: The agency has no reduced resource packages for the budget year.

Narrative Information—DA 400

Division of the Budget — Agency: Department of Health and Environment 264

State of Kansas — Program: Enhancement Packages

FY2027 Supplemental and FY2028 Enhancement Requests:

The Department of Health and Environment is requesting a supplement package for FY2027 and an enhancement package for FY2028.

For FY2027 the total cost of the supplement is $1,600,000 ($160,000 SGF).

For FY2028 the total cost of the enhancement is $12,892,410 ($6,363,060 SGF). See table below:

				FY2027					FY2028				
Ref	Title	Division	Ongoing/One Time	SGF	SWP	Fee Fund	CIF	AF	SGF	SWP	Fee Fund	CIF	AF
1	Medicaid Fraud, Waste, and Abuse Activities	Health Care Finance	Ongoing	$ -	$ -	$ -	$ -	$ -	$ 720,750	$ -	$ -	$ -	$ 1,441,500
2	Medicaid Prior Authorization for Drugs	Health Care Finance	Ongoing	$ 160,000	$ -	$ -	$ -	$ 1,600,000	$ 175,000	$ -	$ -	$ -	$ 700,000
3	Medicaid Pharmacy Professional Dispensing Fee	Health Care Finance	Ongoing	$ -	$ -	$ -	$ -	$ -	$ 3,116,400	$ -	$ -	$ -	$ 8,400,000
4	Adult Immunizations Program	Public Health	Ongoing	$ -	$ -	$ -	$ -	$ -	$ 202,590	$ -	$ -	$ -	$ 202,590
5	Senior Farmers Market Nutrition Program	Public Health	Ongoing	$ -	$ -	$ -	$ -	$ -	$ 128,150	$ -	$ -	$ -	$ 128,150
6	Cardiac Arrest Registry (CARES) & Cardiac Emergency Response Plans (CERP)	Public Health	Ongoing	$ -	$ -	$ -	$ -	$ -	$ 131,000	$ -	$ -	$ -	$ 131,000
7	KS Health and Environment Laboratory (KHEL)	Public Health	Ongoing	$ -	$ -	$ -	$ -	$ -	$ 389,170	$ -	$ -	$ -	$ 389,170
8	Sound Start Expansion at KS School for the Deaf	Public Health	Ongoing	$ -	$ -	$ -	$ -	$ -	$ 1,500,000	$ -	$ -	$ -	$ 1,500,000
		Overall Total		$ 160,000	$ -	$ -	$ -	$ 1,600,000	$ 6,363,060	$ -	$ -	$ -	$ 12,892,410

The table below summarizes the FTE impact, regulatory/statutory requirements and risks if any:

Ref	Title	Division		FY2028 FTE	Federally Mandated	State Mandated	ATL	New Program	Discont. Risk if not funded	Comments
1	Medicaid Fraud, Waste, and Abuse Package	Health Care Finance		8.00	Yes	No	No	Yes	No	
2	Medicaid Prior Authorization for Drugs	Health Care Finance		-	Yes	No	No	No	Yes	
3	Medicaid Pharmacy Professional Dispensing Fee	Health Care Finance		-	No	No	No	No	No	
4	Adult Immunizations Program	Public Health		-	No	No	Yes	No	Yes	
5	Senior Farmers Market Nutrition Program	Public Health		-	No	No	Yes	No	Yes	
6	Cardiac Arrest Registry (CARES) & Cardiac Emergency Response Plans (CERP)	Public Health		1.00	No	Yes	No	No	Yes	
7	KS Health and Environment Laboratory (KHEL)	Public Health		-	No	No	No	No	Yes	
8	Sound Start Expansion at KS School for the Deaf	Public Health		-	No	No	No	No	No	
		Overall Total		9.00						

1. Medicaid Fraud, Waste, and Abuse Activities

FY 2028: $1,441,500 ($720,750 SGF [1000-0010])

The Kansas Department of Health and Environment requests $1,441,500, of which $720,750 is from the State General Fund, for detecting and responding to Medicaid Fraud, Waste, and Abuse. This funding would address staffing needs, expand the scope of in-person provider site visits, and add access to a Medicaid Policy and Intelligence Compliance platform. This proposal is to address the significant gap in Medicaid staff dedicated to Fraud, Waste, and Abuse (FWA) oversight within the Kansas Medicaid program. With the implementation of managed care, staffing levels were reduced, assuming Managed Care Organizations (MCOs) would take on full responsibility for FWA efforts. However, this has proven ineffective due to the complexity of the program, pace of patient services, and deep analysis needed to identify bad actors. These issues, coupled with the need to reduce unneeded spending, necessitate the need for additional state resources to effectively monitor and recoup lost funds. By adding 8 Full-Time Equivalents (FTEs) including a Program Integrity Director and various investigators — the state can enhance its FWA activities, ultimately safeguarding taxpayer dollars and improving program integrity. States that have invested in their own FWA resources have seen greater success in detecting and preventing fraud.

Expanding in-person site visits for targeted providers is crucial for timely and effective monitoring of compliance and quality of care. These visits will allow for interim checks that help ensure providers adhere to Medicaid standards. By enhancing oversight through site visits, the state can significantly reduce the risk of fraud and improve the quality of services provided to Medicaid beneficiaries. This proactive approach can prevent larger systemic issues, thereby reducing overall costs in the long run. A Medicaid Policy and Intelligence Compliance platform will automate the review of federal Medicaid statutes and regulations against state policies, enabling continuous identification of compliance gaps. Automating this process will decrease manual effort and improve regulatory compliance, ultimately strengthening program integrity. By identifying inconsistencies and outdated policies, the platform will facilitate timely updates, ensuring that Kansas Medicaid aligns with federal requirements. This reduces the risk of improper payments and administrative errors, leading to more effective use of state resources.

FY 2028	SGF	All Funds
Salaries and Wages	$270,750	$541,500
Contractual Services	$450,000	$900,000
Total	$720,750	$1,441,500
FTE		8.00

2. Medicaid Prior Authorization for Drugs

FY 2027: $1,600,000 ($160,000 SGF [1000-0010])
FY 2028: $700,000 ($175,000 SGF [1000-0010])

The Kansas Department of Health and Environment requests $1,600,000, of which $160,000 is from the State General Fund, in FY 2027 and $700,000, of which $175,000 is from the State General Fund, in FY 2028 to come into compliance with the proposed CMS rule 0062. Compliance with the proposed CMS rule 0062 requires significant system changes to improve prior authorization processes for drugs. The implementation deadline is set for October 1, 2027, necessitating timely allocation of funds. Streamlining prior authorization will enhance operational efficiency and improve service delivery for Medicaid beneficiaries, ensuring timely access to necessary medications. This initiative is crucial for maintaining compliance with federal regulations.

	FY 2027		FY 2028	
	SGF	All Funds	SGF	All Funds
Contractual Services	$160,000	$1,600,000	$175,000	$700,000
Total	$160,000	$1,600,000	$175,000	$700,000

3. Medicaid Pharmacy Professional Dispensing Fee

FY 2028: $8,400,000 ($3,116,400 SGF [1000-0440]

The Kansas Department of Health and Environment requests $8,400,000, of which $3,116,400 is from the State General Fund to increase the pharmacy professional dispensing fees. The Centers for Medicare and Medicaid Services (CMS) requires that professional dispensing fees be based on adequate cost-based data. Current fees are based on 2017 cost data. The updated 2025 survey shows that the current dispensing fee needs to be updated.

The proposed increase in the professional dispensing fee reflects updated cost data, ensuring independent pharmacies, particularly in rural areas, remain viable. These pharmacies face higher operating costs and require adequate compensation for continued service. By adjusting the dispensing fee, Kansas Medicaid can support the sustainability of independent pharmacies, thereby enhancing access to care for vulnerable populations. This initiative aligns with CMS's requirement for fees to be based on adequate cost data, ensuring compliance and operational effectiveness.

FY 2028	SGF	All Funds
Aid & Other Assistance	$3,116,400	$8,400,000
Total	$3,116,400	$8,400,000

4. Adult Immunizations Program

FY 2028: $202,590 SGF [1000-0900]

The Kansas Department of Health and Environment requests $202,590 from the State General Fund to support the immunization programs for FY 2028 and beyond. Vaccination is one of the most effective and cost-efficient ways to prevent disease and protect the health of Kansas families and communities. The Immunization Action Plan (IAP) is a practical, prevention-focused program designed to increase vaccination coverage, strengthen confidence in recommended vaccines, and ensure Kansans have access to routine and catch-up immunizations. The program serves Kansans of all ages, from infants and children to adolescents, adults, and older adults.

Additional funding for the IAP will help focus resources on areas where additional immunization services are needed. IAP funding focuses on strengthening local immunization services, maximizing existing resources, and avoiding unnecessary duplication. Local health departments use IAP resources to provide mobile and pop-up vaccination clinics, extended clinic hours, community vaccination events, reminder and recall efforts, educational materials, and partnerships with schools, healthcare providers, and other community organizations. These practical efforts make it easier for Kansans to stay current on recommended vaccinations and help local health departments respond to the needs of their communities.

The need for additional funding has never been greater. Kansas has already experienced a measles outbreak, demonstrating how quickly a highly contagious vaccine-preventable disease can return when gaps in vaccination coverage occur. Measles can spread rapidly and result in significant costs for families, healthcare providers, schools, businesses, and public health agencies. Continued investment in immunization is a fiscally responsible way to prevent disease before it requires a more costly response. By maintaining strong vaccination services, Kansas can reduce the likelihood and impact of future outbreaks while protecting the health of its citizens.

Local health departments are well positioned to carry out this work because they have established relationships with healthcare providers, schools, community organizations, and Kansas families. Additional IAP funding will support local health departments in delivering vaccination services close

to home, providing reliable information about vaccines, following up with individuals who are due for or have missed recommended vaccinations, and responding quickly when vaccine-preventable diseases emerge. This additional funding will strengthen existing local resources, expand the reach of immunization services, and enhance Kansas's ability to prevent and respond to public health threats.

The Kansas Immunization Program respectfully requests additional funding for the IAP to support local health departments in expanding and sustaining immunization services across the state. This funding will strengthen disease prevention efforts, enhance local vaccination services, and ensure Kansas is better prepared to prevent and respond to outbreaks of vaccine-preventable diseases.

FY 2028	SGF	All Funds
Aid and Other Assistance	$202,590	$202,590
Total	$202,590	$202,590

5. Senior Farmers Market Nutrition Program

FY 2028: $128,150 SGF [1000-NEW16]

The Kansas Department of Health and Environment requests $128,150 from the State General Fund to support the Senior Farmers Market Nutrition Program. The Kansas Senior Farmers Market Nutrition Program provides annual benefits to low-income seniors to purchase fresh fruits and vegetables, herbs, and honey from authorized farmers at Farmers Markets in Kansas.

Kansas is ranked 11th among states with an adult obesity rate of over 35% higher (Kansas is 35.7%) and does not receive federal funding specifically dedicated to addressing this health concern. Increasing the capacity of the Physical Activity and Nutrition (PAN) Program to successfully offer seniors access to fresh fruits and vegetables through the Kansas Senior Farmers Market Nutrition Program (KSFMNP) will provide an opportunity for the state to focus on addressing this complex challenge through collaboration with Kansas communities specifically engaging Kansas farmers and low-income Kansas Seniors. Our focus will ensure utilization of data collection to target health inequities, support population-based interventions, and collaboration with other chronic disease programs to increase reach and leverage resources. Population-based interventions improve the health of the whole community by supporting access to healthy food and opportunities to be physically active. State funding would help Kansas be more competitive for the scarce federal dollars that are available to address access to healthy food and obesity.

FY 2028	SGF	All Funds
Aid & Other Assistance	$128,150	$128,150
Total	$128,150	$128,150

6. Cardiac Arrest Registry (CARES) & Cardiac Emergency Response Plans (CERP)

FY 2028: $131,000 SGF [1000-1726]

The Cardiac Emergency Response Plans (CERP) initiative ensures that Kansas school districts and community-based organizations will have the education, technical assistance, and connections to resources they are requesting for developing, practicing, and implementing CERP. KDHE is requesting support for .50 FTE for an existing position that is currently paid through Federal grant funds for purposes of carrying out a specific work plan only tangentially related to CERP technical assistance.

The Cardiac Arrest Registry For Enhanced Survival (CARES) initiative ensures that Kansas emergency medical service (EMS) agencies and hospitals currently participating in CARES can continue to report and track data for out-of-hospital cardiac arrests and allows new EMS agencies and hospitals to utilize CARES at no cost. The proposed funding will maintain Kansas EMS agencies and hospitals' access to the CARES database and real-time report generation that allows for the implementation of quality improvement and assurance measures.

Heart disease is the leading cause of death in Kansas. 2024 data from the Kansas Behavioral Risk Factor Surveillance System survey tells us that about 4.8% of Kansas adults had ever experienced a heart attack. Heart attacks occur more frequently among male Kansans than females. White, non-Hispanic Kansans have heart attacks more frequently than Hispanic Kansans. KDHE is developing the CARES registry, which will allow us to provide better data on cardiac arrest that is experienced by your constituents.

KSA 72-6288 assigns KDHE the lead role for Cardiac Emergency Response Plans (CERP). This includes the development and maintenance of CERP Standards for community-based agencies and school districts, and the collection of new and annually updated CERP from Kansas School Districts. KDHE developed CERP Standards, which are posted on the KDHE website here. To date, KDHE has received CERPs from 88% of public school districts and from 7 private schools. Links to resources for developing school district CERPs are listed in the CERP Standards document. Since the enactment of the CERP legislation, KDHE has received over 500 emails and phone calls, mostly from Kansas School Districts, regarding their required CERP.

Out-of-hospital cardiac arrests are the third leading cause of disability adjusted life years (DALYs) and affect more than 250,000 Americans each year. Approximately 90% of Americans who experience an out-of-hospital cardiac arrest do not survive. In 2015, the Institute of Medicine released "Strategies to Improve Cardiac Arrest Survival: A Time to Act", the first of eight recommendations was the establishment of a national cardiac arrest registry "to monitor performance in terms of both success and failure, identify problems, and track progress."

CARES is a national database that helps communities throughout the United States measure performance and identify how to improve cardiac arrest survival rates through data collection on out-of-hospital cardiac arrests. Communities that join CARES contribute to one of the largest EMS registries in the world through their commitment to entering cardiac arrest data from EMS agencies and hospitals into the database. In 2025, participating Kansas counties reported a total of 1424 non-traumatic out-of-hospital cardiac arrests with a survival rate of 11.8%. KDHE has onboarded a total of 30 Kansas counties to CARES, up from 19 counties in 2024, and is continuing to work with the Kansas Board of EMS to implement statewide uploads to CARES.

KDHE recommends $131,000 to support the fulfillment of requirements of KSA 72-6288 and for the continued use of the CARES database for all EMS agencies and hospitals in the state of Kansas. This would support 1.0 of an existing FTE (0.50 FTE for CERP, 0.5 FTE for CARES) to support the ongoing delivery of both programs, including technical assistance for organizations, the CARES licensing fee, and in-state travel to conferences for educational presentations and support, computer, software, data lines, and office supplies.

FY 2028	SGF	All Funds
Salaries and Wages	$114,000	$114,000
Contractual Services	$17,000	$17,000
Total	$131,000	$131,000
FTE		1.00

7. KS Health and Environmental Laboratory (KHEL)

FY 2028: $389,170 SGF [1000-0290]

The Office of Laboratory Services, or Kansas Health and Environment Laboratories (KHEL), is requesting $389,170 for FY 2028 and subsequent years to cover additional recurring costs associated with the new laboratory, located at 1115 SW Harrison St.

	FY 2028
Humidity control equipment	$35,000
ASTM Class 1 weight sets	$11,970
Millipore water-system service agreement	$32,130
Hazardous-waste transportation and disposal	$12,000
Additional air-handling certification and maintenance	$3,080
Security equipment operation and maintenance	$37,540
Increased security contract cost	$154,410
BSL-3 badge-access system costs:	$12,000
Data-logger calibration and software support	$72,700
Additional data-jack and data-usage charges	$8,620
Electronic data storage	$9,720
Total	**$389,170**

KHEL is requesting $46,970 for the purchase of additional weight sets and the purchase and installation of additional humidity control equipment in the newborn screening punch lab and the molecular diagnostics prep lab. Independent humidity control for these rooms was included in the original facility design but was not incorporated into the final construction. Appropriate humidity is particularly important in the Newborn Screening punch room because low humidity allows for static electricity, which can cause filter paper specimens to adhere to testing equipment, interfering with efficient and reliable specimen processing. KHEL also needs two additional ASTM Class 1 weight sets to calibrate and verify balances required at the new facility. Regulations require that all balances be verified on the day of their use with appropriate classified weights.

KHEL is requesting $32,130 to maintain additional ultra-pure water systems. Ultrapure water is required for the high-precision testing needed to analyze health and environmental samples. The new facility is furnished with eleven ultra-pure water polishers at distinct locations in the laboratory. The old laboratory facility contained three of these units. KHEL consistently analyzes samples with contaminant concentrations in the parts-per-billion range. To see chemicals and compounds at this concentration level, ultra-pure water is needed to rinse instrument lines, perform sample dilutions without contamination, and verify that instruments aren't carrying over contamination from a previously analyzed sample. Some analyses require KHEL to test down to the parts-per-trillion range. Total annual maintenance for all eleven ultrapure water systems is $44,180. The proposed funds would cover all necessary aspects of the additional 8 units needed at the new facility, including service contracts, replacement parts, training, and contingency to ensure the system's reliability and performance.

KHEL is requesting $12,000 to contract with a certified hazardous waste management service to handle the monthly transport and disposal of hazardous materials. This will ensure safe, compliant, and efficient transport and disposal of hazardous waste generated by laboratory testing at the new facility. The service will include the collection, transportation, and proper disposal of biological, chemical, and other hazardous waste in accordance with federal, state, and local regulations. This initiative aims to maintain a safe working environment and ensure compliance with environmental and safety regulations. Currently, KHEL uses an ad hoc procedure for scheduling waste pickups. This process has negatively impacted the laboratory multiple times, as the vendors who handle this waste often can't adjust their schedules easily and require extremely advanced notice to dispose of our waste on time. Operating on a monthly scheduled pickup would prevent large quantities of hazardous waste from being stored at KHEL. This initiative would also align KHEL's disposal schedule with other laboratories, such as the KBI crime lab and university labs. Although the additional cost is estimated at $24,000, KHEL is requesting half of this amount to support waste management for the health floor. The costs of environmental waste are covered with non-SGF funding.

KHEL is requesting $3,080 to cover maintenance and certification expenses for the individual air-handling units in each laboratory. Similar to the security equipment, this cost/service was originally thought to be covered by KHEL's rent expense to DOA because most of these units are connected directly to the larger building's air handling system. These units are required by federal regulations to be maintained and certified annually to ensure that laboratory staff are not exposed to harmful chemicals and biologics handled throughout the laboratory.

KHEL is requesting $37,540 to cover expenses associated with operating the laboratory's security system. As part of the new KHEL facility, the fees for maintaining and operating the lab's security equipment are being passed through to KHEL. Initially, this was planned to be paid for as part of KHEL's rent with the Department of Administration or the security contract with the Kansas Highway Patrol (KHP). However, these fees are being invoiced directly to the laboratory. KHEL's security is of the utmost importance due to the chemical and biological agents housed within the laboratory. KHP needs this equipment operating to provide the required level of security.

KHEL is requesting $154,407 to cover security provided by KHP. The security provided at Forbes Field through a private contractor totaled $209,111 per year. The newest contract with KHP for security personnel totals an estimated $349,478. The difference between these two, rounded to the nearest $10 dollars, is $140,370.

KHEL is requesting $12,000 to cover the annual cost to operate the badge system for the BSL-3 unit. Due to restrictions on who is allowed access and control of these systems, KHP could not have access and, therefore, is not covering the cost of this badge system.

KHEL is also requesting $72,700 to cover the costs to calibrate their state-of-the-art automated data logging system and updating the associated software. Automated data loggers have been installed throughout the laboratory to record temperature, humidity, and/or gas concentrations in refrigerators, freezers, incubators, and water baths. They also record temperature and humidity in each health laboratory, which is a federal requirement. Each sensor that records a measurement must be checked, calibrated, and recertified every year. The results of that service must also be used to update the software responsible for monitoring and sending alerts.

KHEL is requesting $8,620 to cover data costs incurred from the additional data jacks utilized at the new facility. KHEL previously requested, and received, $46,200 for increased data usage. However, the actual data usage cost increased by $54,820. This request makes up the difference from the previously estimated cost increase.

KHEL is requesting $10,000 to cover expenses related to electronic data storage. Beginning in October of 2025, KHEL has been charged a $ 270 per month fee for every terabyte (TB) of data storage it uses. KHEL has approximately 3 TBs of data currently being stored. This comes to a total of approximately $10,000.

FY 2028	SGF	All Funds
Contractual Services	$389,170	$389,170
Total	$389,170	$389,170

8. Sound Start Expansion at KS School for the Deaf

FY 2028: $1,500,000 SGF [1000-0570]

More than 80% of deaf and hard of hearing (DHH) children assessed in Kansas have not met language milestones for three consecutive years, largely due to limited access to providers trained in DHH-specific strategies and ASL. Current service gaps include a lack of ASL proficiency (75%) and no formal DHH training (43%) among many providers. This proposal addresses those deficits and strengthens early communication access - an essential foundation for long-term educational, social, and economic outcomes.

KDHE is the designated Lead Agency (LA) for administering Part C under the IDEA (2004), known in Kansas as Kansas Early Childhood Developmental Services (KECDS), and ensuring access to early intervention services to IDEA 2004 eligible children birth to age three and their families.

Early identification of children who are deaf or hard of hearing is a shared value and the expectation is that KDHE and the Kansas State School for the Deaf (KSSD) shall develop shared policies and procedures to facilitate public awareness, child find, screening, referral and evaluation in the early identification of children who may be deaf or hard of hearing. KSSD is the State Agency responsible for providing services for children, aged birth to 21, who are deaf or hard of hearing and residing in the State of Kansas.

Under IDEA 2004, KDHE has responsibilities for public awareness, child find, screening and referral for children who are deaf or hard of hearing birth to three years of age. Public awareness activities assist the public, families, and professionals to become more aware of the importance of early identification and early intervention. Screening procedures are carried out to identify a child who may be deaf or hard of hearing. These procedures are carried out by public agency staff, early intervention service providers, or designated primary referral source(s). Referral is the process/procedure designed to ensure that once a child is suspected of being deaf or hard of hearing, they are referred in a timely manner to the appropriate agency.

KSSD and KDHE seek to assure attainment of mutual goals and set forth the duties of the Parties and their individual programs regarding the provision of early intervention services to children, ages birth to age three, who are deaf or hard of hearing and their families. These mutual goals include:

Maximizing the use of federal, state and local resources to ensure the required components of public awareness and child find are available in Kansas;

- Supporting a comprehensive system of services for children with developmental delays and/or disabilities and their families from birth to age three, specifically related to services for children who are deaf or hard of hearing;

- Coordinating screening, referral, evaluation, transition, data collection and other common practices;
- Promoting inclusion of all children through the delivery of services in the natural environment;
- Enhancing the awareness of the needs of children and families; and
- Promoting coordination among programs serving infants and toddlers.

This builds on a successful MOA model previously used and integrates Sound START into KECDS's statewide provider network.

FY 2028	SGF	All Funds
Contractual Services	$1,500,000	$1,500,000
Total	$1,500,000	$1,500,000

Narrative Information—DA 405

Division of the Budget — Agency Department of Health & Environment 264

State of Kansas — Program _____

1. 2020 – Air Quality Fee Fund

The state implementation of changes imposed on the Air Quality Program by the amended federal Clean Air Act resulted in the collection of additional fees specifically related to air emissions. K.S.A. 65-3024 authorized the collection of annual emission fees beginning in FY 1994. These fees are collected in the second quarter of each calendar year.

Actual FY 2024	Actual FY 2025	Actual FY 2026	Estimate FY 2027	Estimate FY 2028
9,540,027	4,4457,593	4,849,669	4,838,615	4,838,615

2. 2027 – Kansas Newborn Screening Fund

Kansas' Newborn Screening Program is designed to identify infants affected by serious disorders early on, allowing for timely treatment that can prevent disability and death. KDHE's Health and Environment Laboratory receives infant bloodspots, screens them for metabolic conditions and reports lab screenings. KDHE's Bureau of Family Health follows up with families and physicians to report the screening results and provide the necessary information for follow-up for genetic and specialist visits. In addition, the program provides education and training to outside partners such as nurses and laboratory personnel at collection facilities, on specimen collection, as well as participates in community events across the state to educate on the importance of newborn screening. SB 14 provides that newborn screening be financed through fee-for-service by the existing health maintenance organization privilege fee starting in SFY 2013.

Actual FY 2024	Actual FY 2025	Actual FY 2026	Estimate FY 2027	Estimate FY 2028
5,000,000	5,000,000	5,000,000	5,000,000	5,000,000

3. 2092 – Medicaid Cost Recovery

Medicaid dollars are paid to the KDHE Laboratory for analyses performed for Medicaid-eligible clients. The Laboratory bills Health Care Finance directly through a computer-based process.

Actual FY 2024	Actual FY 2025	Actual FY 2026	Estimate FY 2027	Estimate FY 2028
40,637	7,380	49,433	32,483	32,483

4. 2099 – Hazardous Waste Collection Fund

This fee is authorized through K.S.A. 65-3431, 65-3460 and K.A.R 28-31-10a. Off-site hazardous waste treatment and disposal facilities pay a fee of $20 per ton for all waste burned for disposal and a fee of $2 or $10 per ton for all waste burned for energy recovery with an annual facility cap of $60,000 if all waste is burned for energy recovery and $200,000 if some of the waste is burned strictly for disposal. The lower fee for waste burned for energy recovery is for waste with a higher BTU content (above 5,000 BTUs per pound). Of any remittance, 25.0 percent is deposited to the credit of the hazardous waste collection fund. The Secretary may use this fund to help defray the cost of operating county or regional household hazardous waste (HHW) collection programs. Revenue to this fund decreased significantly in the early 2000s when two hazardous waste facilities, Safety-Kleen (Aptus) of Coffeyville and Heartland Cement of Independence discontinued burning of hazardous waste. In FY12, one of the remaining two hazardous waste combustion facilities stopped burning hazardous waste. The LaFarge Cement Company in Fredonia stopped burning hazardous waste in March 2012, and they have now totally closed their plant. The only facility that currently burns hazardous waste is Ash Grove Cement in Chanute. Ash Grove is presently operating at near maximum production levels; however, most burning is for energy recovery so lower fees are due in accordance with the implementing regulation.

Actual FY 2024	Actual FY 2025	Actual FY 2026	Estimate FY 2027	Estimate 2028
13,601	13,034	11,534	13,725	13,725

5. 2101 – Driving Under the Influence Fund

K.S.A 75-5660 created the Driving Under the Influence Equipment Fund for which the Department of Health and Environment received 10.0 percent of the driver's license reinstatement fees. HB2303 changed the name of the fund to Driving Under the Influence Fund and increased KDHE's percentage received to 17%. On July 1, 2018, the percentage received by KDHE increased to 25%, per K.S.A. 8-241. Moneys from the fund shall be used for the purposes of: (1) purchasing breath alcohol concentration testing equipment, including, but not limited to, laboratory enhancement; (2) for purposes relating to presentation of evidence in prosecution in cases involving driving under the influence; and (3) establishing and maintaining driver's safety and breath alcohol programs.

Actual FY 2024	Actual FY 2025	Actual FY 2026	Estimate FY 2027	Estimate FY 2028
711,313	673,428	675,258	686,666	686,666

6. 2131 – Power Generating Facility Fee Fund

Authorized by K.S.A. 65-3023 et seq., K.A.R. 23-19-8 et seq, this fund receives fees paid by power generating facilities. As of September 1984, only KG&E pays fees for the Wolf Creek Generating Station (WCGS). Fees are paid annually on or before July 1st for projected costs to be incurred by KDHE for radiological environmental monitoring in the environs surrounding the Wolf Creek Generating Station.

Actual FY 2024	Actual FY 2025	Actual FY 2026	Estimate FY 2027	Estimate FY 2028
469,300	1,137,688	0	535,663	535,663

7. 2161 – Laboratory Services Operating Fund

Sub. for HB 2183 created the Laboratory Services Operating Fund, which is a fee fund for the Kansas Health and Environmental Laboratories Bureau of the KDHE. Expenditures from the fee fund are to be used by KDHE only for the purpose of operating the Office of Laboratory Services (Office). The bill sets out the fees and penalties to be deposited to the fee fund, some of which previously were deposited to the credit of the State General Fund (SGF) per prior law. The Secretary has authority to adopt rules and regulations and set fees for biological or chemical analysis services provided by the Office, and to allow for the deposit of those fees in the fee fund. Specifically, the bill allows the Secretary to remit to the State Treasurer, for deposit in the State Treasury to the credit of the fee fund, the fees collected for the analysis of all waters and fees and penalties received for certification of environmental laboratories at private and public facilities under the Environmental Laboratory Improvement Program (ELIP). Prior law required the deposit of these fees and penalties in the State General Fund (SGF). Further, the Secretary has authority to adopt rules and regulations for the collection and biological or chemical analysis of samples received by the Office, to set fees for any biological or chemical analysis services provided, and to allow for the waiver of any such fees in the interest of protecting the public health and safety. The Secretary is required to waive fees for such services provided to public health departments and the State Hospitals. The fees charged and collected cannot exceed the actual cost of analysis and testing provided by the Office. Fees received for biological and chemical analysis services also are to be deposited to the credit of the newly created fee fund.

Actual FY 2024	Actual FY 2025	Actual FY 2026	Estimate FY 2027	Estimate FY 2028
1,675,655	2,062,079	2,396,487	2,590,398	2,590,398

8. 2175 – Health and Environment Training Fee Fund – Environment

This fund provides for expenditures made for acquisition and distribution of Division of Environment program literature and films and for participation in or conducting training seminars for training employees, for training recipients of state aid from the Division of Environment, and for training

representatives of industries affected by rules and regulations of the Division of Environment. The fund also allows the Secretary to fix, charge, and collect fees in order to recover costs incurred for such acquisition and distribution of literature and films and for the operation of such seminars. Fees may be fixed in order to recover all or part of the costs of the training and materials provided.

Actual FY 2024	Actual FY 2025	Actual FY 2026	Estimate FY 2027	Estimate FY 2028
70,950	100,349	116,017	219,225	219,225

9. 2183 – Health and Environment Training Fee Fund – Health

This fund provides for expenditures made for acquisition and distribution of Division of Health program literature and films and for participation in or conducting training seminars for training employees, for training recipients of state aid from the Division of Health, and for training representatives of industries affected by rules and regulations of the Division of Health. The fund also allows the Secretary to fix, charge, and collect fees in order to recover costs incurred for such acquisition and distribution of literature and films and for the operation of such seminars. Fees may be fixed in order to recover all or part of the costs of the training and materials provided

Actual FY 2024	Actual FY 2025	Actual FY 2026	Estimate FY 2027	Estimate FY 2028
4,792	0	2,862	16,500	16,500

10. 2185 – Medical assistance Privilege Fee Fund

Senate Sub. For HB 2281 created in the State Treasury the Medical Assistance Fee Fund; increases the annual privilege fees paid by every HMO for the reporting period beginning January 1, 2018, and ending December 31, 2020, from 3.31 percent per year to 5.77 percent per year of the total of all premiums, subscription, charges, or any other term that may be used to describe the charges made by such organization to enrollees; and states the privilege fees paid from July 1, 2015 are deposited in this Fund, instead of the State General Fund (SGF). The Bill specify moneys in the Medical Assistance Fee Fund must first be expended to restore reductions to provider reimbursement rates for state Medicaid services initiated during calendar year 2027. Any remaining moneys would be expended for the purpose of Medicaid medical assistance payments.

Actual FY 2024	Actual FY 2025	Actual FY 2026	Estimate FY 2027	Estimate FY 2028
259,155,270	294,828,300	329,872,452	308,000,000	308,000,000

11. 2228 – Surface Hydrocarbon Storage Fund

K.S.A. 55-1,118 et seq., allows for the imposition of fees related to permitting, monitoring, and inspecting salt solution mining operations, liquid petroleum gas and hydrocarbon underground storage sites, and sites used to store natural gas in bedded salt.

Actual FY 2024	Actual FY 2025	Actual FY 2026	Estimate FY 2027	Estimate FY 2028
475,416	497,250	506,662	483,674	483,674

12. 2233 – Mined Land Conservation and Reclamation Fee Fund

This fund is permitted through K.S.A 49-420, K.S.A. 49-406. Kansas Statutes Annotated 49-406 establishes that KDHE shall remit all moneys received from the payment of fees, or from civil penalties assessed by the Secretary, to the State Treasurer with 10.0 percent going to the State General Fund and the remainder to the Mined-Land Conservation and Reclamation Fee Fund. K.S.A 49-406 establishes three types of fee-generating sources to fund the operation of the Active Mining portion of the Surface Mining Section. K.S.A 49-406(g)(1) establishes a basic fee of $50 for each coal mining permit application as well as an amount to be fixed by the Secretary for every acre and fraction of acre of land to be affected by mining. These fees are to be paid at the time of application. Secretary Order Number 88-12 establishes a per-acre fee of $60 for each acre of land without a bond release, $24 for each acre of land with a Phase I Bond Release, and $9 for each acre of land with a Phase II Bond Release.

When determining the fee levels a year or more in advance, the types of bond releases which will be obtained prior to permit renewal are unknown. Therefore, it is difficult to predict the amount of fees which will be generated. The estimates listed below have been calculated at the maximum potential receivable. K.S.A. 49-406(g)(3) provides for a per-ton fee in an amount not less than $.03 and not more than $.10 per ton of coal extracted each calendar year. Secretary Order Number 88-02 sets the per-ton fee at $.10 per ton of coal extracted each calendar year.

K.S.A 49-420(b) establishes the Mined-Land Reclamation Fund to receive funds from performance bond forfeitures and provides for the transfer of funds from the Mined-Land Reclamation Fund to reimburse administrative expenditures not charged directly to the Mined-Land Reclamation Fund. The moneys for the funding of the A&E Program are derived from a matching fund with the federal government: 50.0 percent state and 50.0 percent federal. The implementation of the Clean Air Act and the lower price of other sources of coal have created a decrease in the amount of coal mined in the State over the past few years. This lack of mining has led to a corresponding decrease in the revenues generated by both the per-ton fee and the per-acre fee used to fund the A&E Program. The operation and implementation of the AML and Emergency Programs, both Title IV programs, are contingent upon the State having an active Title V A&E Program.

Actual FY 2024	Actual FY 2025	Actual FY 2026	Estimate FY 2027	Estimate FY 2028
5,000	3,072	26,266	11,446	11,446

13. 2247 – Salt Solution Mining Well Plugging Fund

This fund is established by authority of statute KSA 55-1,121. The purpose for the fund is to plug legacy, unplugged salt solution mining wells for which there is no responsible party. The statute states KDHE is authorized to receive from the federal government or any of its agencies or from private or governmental source any funds made available for plugging wells.

Actual FY 2024	Actual FY 2025	Actual FY 2026	Estimate FY 2027	Estimate FY 2028
1,745	1,621	1,427	0	0

14. 2269 – State Data Projects Fund

The state data projects fund is used to deposit fees collected for "value-added" services provided by CHES and for special project funds acquired through public health partners.

Actual FY 2024	Actual FY 2025	Actual FY 2026	Estimate FY 2027	Estimate FY 2028
261,434	374,445	388,714	341,531	341,531

15. 2271 – Solid Waste Management Fund

K.S.A. 65-3415a establishes the solid waste management fund. Deposits to the fund include: (1) a $1.00 per ton fee paid by the landfill owner for each ton of solid waste disposed of at any permitted solid waste disposal facility and by transfer station owners that send waste out of state, except for certain wastes which are exempt from the fee (established by K.S.A. 65-3415b), (2) solid waste permit application and annual renewal fees paid by private companies (established by K.S.A. 65-3407(e)), and (3) interest on the fund balance.

The collected fees are used for solid waste program administration costs and many other activities authorized by K.S.A. 65-3415a. All staff salaries and operating expenses to perform program duties are paid from this fund, though the total number of full time and regular part time positions equated to full time for solid waste programs and functions is limited to 44 by K.S.A. 65-3427 . In addition, the fund is used for remedial measures at old closed

or abandoned dumps, solid waste public education, technical operator training, illegal dump clean-up, and grants for: (1) county solid waste planning activities; (2) recycling and composting projects identified in county or regional plans or for such projects with statewide significance; and (3) household hazardous waste collection and disposal.

It is important to maintain a substantial fund balance to carry out any emergency clean-up work necessitated by the release of contaminants from a solid waste management facility or to eliminate an actual or potential threat to human health or the environment. Such unknown emergencies could exceed hundreds of thousands of dollars at a single site.

Fund revenue was highest from 2005 to 2008 but has generally declined since then. Revenue since 2008 has declined as much as $1,000,000 per year some years. While the initial loss in revenue may have been related to the recession, but recycling and other waste reduction activities have likely contributed to declines since then.

Actual FY 2024	Actual FY 2025	Actual FY 2026	Estimate FY 2027	Estimate FY 2028
4,967,705	5,307,832	5,242,670	5,475,885	5,475,885

16. 2284 – Public Water Supply

The basic statute relating to public water supply systems (K.S.A. 65-163c) was enacted in 1907 to reduce the level of enteric waterborne diseases transmitted via drinking water. The responsibility for enforcement was given to the Kansas State Board of Health, the predecessor agency of the Kansas Department of Health and Environment. In 1972, with passage of the Federal Water Pollution Control Act, a state-federal partnership to implement a national clean water program was initiated. This program also administers the Underground Injection Control (UIC) program, established by the Safe Drinking Water Act (SDWA) as well as Kansas statutes. Licensures of water well contractors, and the water well standards, are conducted through K.S.A. 82a-1201-1215, inclusive. In 1978, the department was given responsibility by the federal government to administer the SDWA. In 1992, a dedicated fee for public water supply administration was established at 0.2 cents/thousand gallons water sold, K.S.A. 65-165 amended.

Actual FY 2024	Actual FY 2025	Actual FY 2026	Estimate FY 2027	Estimated FY 2028
218,165	216,007	202,841	191,475	191,475

17. 2288 – Voluntary Cleanup Fund

The Voluntary Cleanup and Property Redevelopment Act (K.S.A. 65-34,165(I)) receives advance payment from potentially responsible parties electing to participate in the program. The initial deposit from the responsible party is not to exceed $5,000 and is remitted to cover the costs of the Department to run the program including technical review, oversight, and guidance of work performed under the Act. If costs exceed the initial deposit, an additional amount will be necessary prior to continuing work under the program.

Actual FY 2024	Actual FY 2025	Actual FY 2026	Estimate FY 2027	Estimate FY 2028
353,460	551,188	758,931	554,526	554,526

18. 2289 – Lead Based Paint Hazard Fee Fund

K.S.A. 65-1206 allows for the collection of fees from certified individuals, licensed firms, and accredited training providers, which are paid at the time of application and are renewed every two years. All moneys recovered by the state under the childhood lead poisoning prevention act, including administrative charges, civil penalties, and moneys under any agreement, stipulation or settlement, and gifts or donations are deposited to the fee fund.

Actual FY 2024	Actual FY 2025	Actual FY 2026	Estimate FY 2027	Estimate FY 2028
79,235	92,101	87,217	59,083	59,083

19. 2291 – Civil Registration/Health Statistics Fee Fund

As dictated in K.S.A. 65-2418e, the secretary shall fix and charge by rules and regulations the fees to be paid for certified copies or abstracts of certificates or for search of the files for birth, death, fetal death, marriage, or divorce records when no certified copy or abstract is made. The secretary remits all moneys not dedicated to another fund from fees, charges or penalties, under the uniform vital statistics act and amendments thereto, to the state treasurer. Upon receipt of the funds, the state treasurer deposits the entire amount in the state treasury to the credit of the civil registration and health statistics fee fund created by K.S.A. 2004 Supp. 65-2418e.

Actual FY 2024	Actual FY 2025	Actual FY 2026	Estimate FY 2027	Estimate FY 2028
6,755,961	7,465,171	7,074,452	7,098,528	7,098,528

20. 2292 – Environmental Control Use Fund

K.S.A. 65-1,231 establishes this fund and determines that sources of funding include: moneys collected from the environmental use control one-time payments and long-term care agreement reimbursements; moneys received by the Secretary in the form of gifts, grants, reimbursements, or appropriations from any source intended to be used for purposes of the Fund; and interest attributable to the investment of moneys in the Fund. The funds can be used for costs related to: review of environmental use control applications; oversight of remedial projects which include an environmental use control as an element of their remedy including inspections, monitoring, and tracking of the environmental use control; activities performed by the Department to address immediate or emergency threats to human health or the environment related to properties subject to environmental use controls; and development, operation, and maintenance of the environmental use control tracking system.

Actual FY 2024	Actual FY 2025	Actual FY 2026	Estimate FY 2027	Estimate FY 2028
231,358	276,301	819,985	442,548	442,548

21. 2293 – Storage Tank Fee Funds

In response to K.S.A. 65-34,128, K.A.R. 28-44-29, fees are paid by each person, firm, association, or corporation that owns or operates aboveground petroleum storage tanks in Kansas. This is an annual fee collected for registration of aboveground storage tanks, issuance of storage tank permits, approval of plans for new storage tank installations, and conducting storage tank inspections. Fees are established in amounts that are sufficient to pay the costs associated with the enforcement of aboveground storage tank performance standards and registrations requirements; programs intended to prevent releases from such storage tanks; and administration of the provisions of the Kansas Storage Tank Act.

Actual FY 2024	Actual FY 2025	Actual FY 2026	Estimate FY 2027	Estimate FY 2028
498,947	430,900	398,397	442,748	442,748

22. 2313 – Child Care Criminal Background and Fingerprint Fund

The federal Child Care Development and Fund (CCDF) Reauthorization of 2014 mandated changes to the background check screening process for childcare providers, which included fingerprinting for state and federal criminal checks. K.S.A. 65-516 was amended to grant the Secretary of KDHE the authority to collect a fee for the fingerprinting of individuals residing, working, or regularly volunteering in a childcare facility. The fee will be collected by KDHE to streamline the process for providers and will be deposited, in their entirety, in the childcare criminal background and

fingerprinting fund. Fees will be passed through to KBI for the processing of fingerprinting. 2018 HB 2639. Fingerprint's are federally required to be renewed every five years. Calendar year 2024 is the first year of that requirement.

Actual FY 2024	Actual FY 2025	Actual FY 2026	Estimate FY 2027	Estimate FY 2028
0	498,322	466,714	0	0

23. 2325 – Right to Know Fee Fund

This fee fund was authorized by the 2018 Kansas Legislature through the passage of House Bill 2577. As of July 1, 2018, all moneys collected by the KDHE Right-to-Know Program pursuant to K.S.A. 65-5704 and amendments thereto, shall be deposited into the Kansas Right-to-Know fee fund. All expenditures from this fee fund shall be used by KDHE to administer the Kansas Right-To-Know program, provide and maintain the reporting system necessary to comply with K.S.A. 65-5704, and provide training to owners or operators of Kansas facilities, Kansas first responders, and Kansas emergency management officials on the existence, access and use of the reporting system established pursuant to the Kansas emergency planning and community right-to-know act.

Actual FY 2024	Actual FY 2025	Actual FY 2026	Estimate FY 2027	Estimate FY 2028
386,950	358,150	376,250	297,873	306,461

24. 2391 – Association Assistance Plan Fund

K.S.A. 74-50, 302 established the association assistance plan fund within the Department of Commerce. Section 98, SB 81 of the 2008 Legislative Session transferred the program to the Division of Health Care Finance. During FY 2011, with the approval of the Division of the Budget, DHCF was able to use this fund for recoveries above the spending limit on the Medical Programs Fee Fund (2395).

Actual FY 2024	Actual FY 2025	Actual FY 2026	Estimate FY 2027	Estimate FY 2028
5,314,686	16,578,764	449,566	17,444,639	17,487,489

25. 2395 – Medical Programs Fee Fund

K.S.A. 39-710 established the Medical Program Fee Fund. The revenue into this fund comes from a variety of sources and programs administered by DHCF. The largest revenue sources include National and State Sidebar drug rebate agreements and estate recoveries.

DHCF collects two types of drug rebates: those required by federal law and supplemental rebates related to the Preferred Drug List (PDL). Created by the Omnibus Budget Reconciliation Act (OBRA) of 1990, the Medicaid Drug Rebate Program requires a drug manufacturer to enter into and have in effect a national rebate agreement with the Secretary of the Department of Health and Human Services (HHS) for states to receive federal funding for outpatient drugs dispensed to Medicaid patients. The drug rebate program is administered by Center for Medicare and Medicaid Services (CMS) Center for Medicaid and State Operations (CMSO). The rebate for covered outpatient innovator drugs is the larger of 15.1 percent of the Average Manufacturer Price (AMP) per unit or the difference between the AMP and the best price per unit and adjusted by the CPI-U based on launch date and current quarter AMP. For non-innovator drugs the rebate is 11.0 percent of the AMP per unit.

K.S.A. 2002 Supp. 39-7,121a directed the Division of Health Care Finance to maintain a Preferred Drug List (PDL). A PDL promotes clinically appropriate utilization of pharmaceuticals in a cost-effective manner. Kansas Medicaid has had a PDL in place since December 2002. This is an ongoing process with new drug class reviews taking place biannually. Our current PDL includes 34 drug classes. The PDL Advisory Board of practicing physicians and pharmacists ensure that extensive clinical review of drug products takes place. Once the PDL Advisory Board makes recommendations to DHCF on clinical equivalency, DCHF looks at the net cost (inclusive of rebates and supplemental rebates) and makes recommendations for preferred vs. non-preferred status. To evaluate the net cost, drug manufacturers submit bid offers for additional rebate payments to compete for placement on the PDL. These supplemental rebates (aka "State Sidebar Agreements") generate approximately $875,000 each quarter.

Estate recovery and medical recoveries are the other two large categories of receipts to Fund 2395. Under 42 U.S.C. 1396p, DHCF is allowed to establish a claim for Medicaid expenditures against persons who, prior to their death, have received medical assistance from age 55 on or who are in a long-term care facility regardless of age. The claim is based on the medical assistance a consumer has received on and after July 1, 1992. Kansas retains the state share of the receipt based on the current Federal Medical Assistance Percentage (FMAP), approximately 40 percent of all monies recovered. The balance is repaid to the federal government and is shown in Fund 3414 as an offset to federal funds drawn from the CMS Payment Management System (PMS). Medical recoveries are funds collected from other possible payers, such as private insurance or coverage by a non-custodial parent through child support collections. Medical recoveries also include medical subrogation efforts to recover funds that a current beneficiary may receive through a court action or insurance settlement. If a beneficiary is injured and Medicaid pays for their treatment or care,

Medicaid has a right to collect on any insurance or legal award the beneficiary may receive to reimburse the program for their medical bills. The bulk of medical recoveries come through the efforts of Health Management Systems (HMS) and DHCF Legal Staff.

This special revenue fee fund has an appropriation limit set by the Kansas Legislature. The appropriation limit set in the 2026 Legislative Session is $110,105,967 for FY2027 and FY2028.

Actual FY 2024	Actual FY 2025	Actual FY 2026	Estimate FY 2027	Estimate FY 2028
95,957,813	79,773,712	95,228,254	110,105,967	110,105,967

26. 2415 – Nuclear Safety Emergency Preparedness Fee Fund

The Nuclear Safety Emergency Preparedness Act (H.B. 2429, 1993 Legislature) amended K.S.A. 48-901 et seq. and requires the Adjutant General to adopt rules and regulations to administer a program to collect fees from nuclear power generating facilities to defray state and local government costs for emergency preparedness for Wolf Creek Generating Station and Cooper Nuclear Station.

Actual FY 2024	Actual FY 2025	Actual FY 2026	Estimate FY 2027	Estimate FY 2028
421,558	462,257	485,069	456,295	456,295

27. 2443 – Health Care Access Improvement Fund

K.S.A.65-6217 established the Health Care Access Improvement Fund to receive and disburse moneys for the purpose of improving health care delivery and related health activities. Senate Substitute for HB 2912, approved by the 2004 Kansas Legislature, authorized a provider assessment on hospitals and Medicaid managed care organizations to finance a rate increase for hospitals, physicians, dental providers, pharmacists, and other categories of providers. The bill set a tax rate of 1.83 percent of net inpatient revenue for hospitals and 5.90 percent of non-Medicare revenues for managed care organizations. DHCF worked with the Health Care Access Improvement Panel to implement this program. Only the hospital assessment was implemented. DHCF collected revenue back to July 1, 2004. The amount of the assessment is fixed in statute and only varies if a hospital becomes a Critical Care Access Hospital

Actual FY 2024	Actual FY 2025	Actual FY 2026	Estimate FY 2027	Estimate FY 2028
192,366,984	112,350,826	403,553,928	392,021,932	392,021,932

28. 2505 – Health Facilities Review Fund

The Director of Accounts and Reports, as directed by fiscal legislation annually, transfers funds from the Health Care Stabilization Fund of the Health Care Stabilization Fund Board of Governors to the Health Facilities Review Fund for the purpose of funding administration of the medical facilities licensure and risk management program pursuant to K.S.A. 65-433 and 65-4921 et seq. The annual assessment shall not exceed $200,000 in any one fiscal year.

Actual FY 2024	Actual FY 2025	Actual FY 2026	Estimate FY 2027	Estimate FY 2028
196,190	200,000	200,000	200,000	200,000

29. 2513 – Kansas Trauma Program

K.S.A. 75-5663 to 75-5670, K.S.A. 12-4117 and 28-172a. Legislation was passed in 1999 providing for the development of a statewide trauma system including the establishment of an Advisory Committee on Trauma and the Trauma Fund. K.S.A. 12-4117 and 28-172a provide for a docket fee to be collected from moving traffic violations to be deposited into the Trauma Fund. Starting in FY14, there was a reduction in revenue in the amount of $240,046 due to the redirecting of dockets fees into a special revenue fund within the Judicial Branch.

Actual FY 2024	Actual FY 2025	Actual FY 2026	Estimate FY 2027	Estimate FY 2028
509,769	532,689	536,088	526,182	526,182

30. 2519 – Hazardous Waste Management Fund

K.S.A. 65-3491 establishes the hazardous waste management fund. This fund receives all state fees paid by hazardous waste generators, transporters, and treatment, storage, and disposal (TSD) facilities with the exception of 25.0 percent of off-site treatment fees which are deposited to the Hazardous Waste Collection Fund - 2099 to support the household hazardous waste grant program. Hazardous waste fees include off-site treatment fees, facility monitoring fees, and permit application fees established in K.S.A. 65-3431. Off-site treatment fees have decreased significantly since FY02 due the closing of three of the four facilities which burned hazardous waste (see more detailed discussion above in the explanation of revenue to the Hazardous Waste Collection Fund).

Hazardous waste fees, and thus the hazardous waste management fund, have had to cover a growing percentage of total hazardous waste program costs over the past 20 years due to inflation and the fact that the federal RCRA grant has remained at or below the amount awarded to the state in the early

1990s. In 1993, the RCRA grant covered 75.0 percent of total program costs. Since FY 2011, about half of the program expenses have needed to be covered by hazardous waste fees.

Hazardous waste fees were increased through regulatory changes in FY 2012, and additional proposed increased are anticipated to take effect during FY2026.

Actual FY 2024	Actual FY 2025	Actual FY 2026	Estimate FY 2027	Estimate FY 2028
854,736	861,806	983,579	2,331,400	2,431,400

31. 2531 – Radiation Control Operations Fee Fund

K.S.A. 48-1625 determines that revenue from the following sources shall be deposited in the state treasury and credited to the Radiation Control Operations Fee Fund: fees collected for licenses, registrations, and renewals issued under the nuclear energy development and radiation control act; reimbursement for administrative, inspection, radioactive material disposal, investigation, and remedial action expenses; excluding civil penalties, moneys paid pursuant to any agreement, stipulation, or settlement; grants, gifts, bequests, or state appropriations; and interest attributable to investment of moneys in the fund.

The agency is authorized to use moneys from the fund to pay the cost of: all activities related to licensing and registration, including but not limited to, development and issuance of licenses, registrations and renewals thereof, compliance monitoring, inspections, long term monitoring and enforcement actions and decontamination, decommissioning, reclamation or remedial actions; design and review of radioactive waste disposal facilities; review and witnessing of test and repair procedures; investigation of violations, complaints, pollution and events affecting the environment or public health; design and review of remedial action plans; personnel training programs; contracting for services needed to supplement the department's staff expertise in administering the provisions of K.S.A. 48-1601 through 48-1624, and amendments thereto; staff consultation needed to provide radiation protection services provided under this act; mitigation of adverse environmental or public health impacts, including impounding sources of radiation; emergency or long-term remedial activities; administrative, technical and legal costs incurred by the secretary in administering the provisions of K.S.A. 48-1601 through 48-1624, and amendments thereto; and of program administration, including the state's share of any grant received from the federal government or from other sources, public or private.

Actual FY 2024	Actual FY 2025	Actual FY 2026	Estimate FY 2027	Estimate FY 2028
1,798,534	1,803,176	1,792,962	1,798,224	1,798,224

32. 2569 – KHIIS—Licensure and Fees

K.S.A. 40-2251 provides for the recording and reporting of premiums and loss/expense experience by accident and health insurers. The Commissioner of Insurance develops or approves the statistical plans which shall be used and DHCF serves as administrator of the health care databases and the statistical agent for the purpose of gathering, receiving, and compiling the data required by the plan. The Commissioner of Insurance imposes assessments upon the reporting insurance companies, health maintenance organizations, group self-funded pools, and other reporting entities in sufficient amounts to cover the anticipated expenses to be incurred by DHCF to gathering and compiling the data. This assessment comes directly to DHCF from the entities assessed based on the assessment amount from the Commissioner of Insurance.

Actual FY 2024	Actual FY 2025	Actual FY 2026	Estimate FY 2027	Estimate FY 2028
225,000	227,216	222,788	40,000	257,559

33. 2578 – Health Care Database Fee Fund

K.S.A. 65-6809 established the Health Care Database Fee Fund. This fund receives revenue from fees collected for the management of the Health Care Database, moneys received by DHCF in the form of gifts, donations or grants, interest attributable to investment of moneys in the fund, or any other moneys provided by law. Moneys deposited in the Health Care Database Fee Fund shall be expended to supplement maintenance costs of the database, provide technical assistance and training in the proper use of the health care data, and provide for dissemination of information from the database to the public.

Actual FY 2024	Actual FY 2025	Actual FY 2026	Estimate FY 2027	Estimate FY 2028
27,168	22,946	32,132	0	0

34. 2635 – Waste Tire Management Fund

The Waste Tire Management Fund was established by K.S.A. 65-3424g in 1990. The legislation placed an excise tax on the retail sale of new tires at the rate of $.50 per tire to be collected by the retailer and remitted to the State Treasurer. In 2001, the legislature reduced the excise tax to $.25 per tire because the statewide clean-up of most tire piles had been completed. Total revenue deposited to the fund includes the excise tax, permit renewal fees

for waste tire transporters, collection centers, and processing facilities, recovery from abatement and enforcement actions, and interest. A maximum of $250,000 may be used each year by KDHE for paying compensation and other expenses of employing personnel to carry out the duties of this program. The remainder of fund revenue is used to carry out waste tire clean-up projects, for grants for waste tire recycling projects, and for educating the public and waste tire handlers of proper waste tire management methods. Annual revenue fluctuates from year to year but has been relatively stable over the past 5-8 years.

Actual FY 2024	Actual FY 2025	Actual FY 2026	Estimate FY 2027	Estimate FY 2028
1,037,147	954,411	1,001,475	998,015	998,015

35. 2653 – District Coroners Fund

(Includes Child Autopsy Fund - $1 for every death certificate issued.) K.S.A. 22a245 created the district coroner fund. Three dollars of each fee collected for the first copy of each death certificate issued is to be deposited into this fund along with $1 collected for each additional copy of the same record ordered at the same time. The statute stipulates that fund resources shall be allocated and distributed annually to each county, based on a ratio of the number of recorded deaths in the county to the total number of deaths which occurred in the State during the previous calendar year. The money is to be utilized to pay the coroners' expenses.

Actual FY 2024	Actual FY 2025	Actual FY 2026	Estimate FY 2027	Estimate FY 2028
442,870	449,150	444,912	449,554	449,554

36. 2657 – LCL Air Quality Control Authorized Regulatory Service Fund

K. S. A. 65-3008 requires KDHE to forward annual emission fees received from facilities located in Wyandotte County to the Unified Government of Wyandotte County.

Actual FY 2024	Actual FY 2025	Actual FY 2026	Estimate FY 2027	Estimate FY 2028
-5,250	0	56	0	0

37. 2662 – Environmental Response Fund

K.S.A. 65-3453 provides for KDHE to recover costs from responsible parties (RP) for health or environmental hazards created by hazardous substances. KDHE enters into consent orders requiring RPs to make payments for any incurred past costs and, upon receipt, for quarterly billings from KDHE for regulatory oversight of the remedial activities.

Actual FY 2024	Actual FY 2025	Actual FY 2026	Estimate FY 2027	Estimate FY 2028
643,984	681,997	975,100	975,000	975,000

38. 2685 – Mined Land Reclamation (Bond Forfeiture) Fund

The proceeds in this funding source are derived from forfeitures of bonds from operators of coal mines who do not reclaim mined lands as required under state and federal laws. Funds are used for design, construction, and maintenance of such lands.

Actual FY 2024	Actual FY 2025	Actual FY 2026	Estimate FY 2027	Estimate FY 2028
0	4,781	-93,918	5,000	5,000

39. 2731 – Maternity Centers and Child Care Licensing Fee Fund (Lexie's Law)

This fund was created pursuant to Senate Substitute for HB 2356 effective July 1, 2010. All expenditures from the fund are for the purposes of implementing the Child Care Act.

Actual 2024	Actual FY 2025	Actual FY 2026	Estimate FY 2027	Estimate FY 2028
2,822	244,913	-4670	0	0

40. 2798 – Water Program Management Fund

HB 2548 created the Water Program Management Fund, which is a fee fund for the Kansas Department of Health and Environment Bureau of Water. Moneys deposited into the fund will come from permit fees for confined animal feeding facilities and permit fees for truck washing facilities for animal wastes. In addition, moneys will be deposited into the fund from interest attributable to investment of moneys in the fund; gifts, grants, or appropriations to be used for the purposes of the fund; and any other moneys provided by law. Moneys in the fund will be used for monitoring and investigating the quality of water of the state; payment of the state's share of U.S. Clean Water Act matching costs; payment for emergency action to assure public health

or safety; payment of certain administrative and legal costs; and development of educational materials and programs for informing the public about water issues. The bill sets out the fees to be deposited to the fee fund, which were previously deposited to the credit of the State General Fund (SGF) per prior law.

Actual FY 2024	Actual FY 2025	Actual FY 2026	Estimate FY 2027	Estimate FY 2028
739,913	830,916	828,255	986,743	990,226

41. 2911/2912 – Sponsored Project Overhead Funds
These funds are provided for in appropriation each year. The agency uses these accounts to collect federal and agency fee fund indirect charges. Federal indirect rates vary from grant to grant, but the agency qualified rate, unless otherwise agreed to in the grant application, is 16.1 percent of all expenditures excluding aid-to-locals and certain contractual services. The agency fee fund indirect rate is 25.0 percent of all expenditures excluding contractual services. KDHE pays for central administrative services and all agency building rents with these funds.

Actual FY 2024	Actual FY 2025	Actual FY 2026	Estimate FY 2027	Estimate FY 2028
15,122,663	27,045,761	14,453,121	10,000,000	10,000,000

42. 3005 – Disaster Grants – Public Assistance (Presidentially Declared Disasters) ALN/CFDA 97.036
The objective is to provide assistance to States, local governments, and selected non-profit organizations under the Public Assistance (PA) program. Following a Presidential declaration of a major disaster or an emergency, the Federal Emergency Management Agency (FEMA), Department of Homeland Security (DHS), awards grants for public assistance to States. These FEMA funds have been used for COVID-19 related expenditures.

Actual FY 2024	Actual FY 2025	Actual FY 2026	Estimate FY 2027	Estimate FY 2028
227,587	183,423	0	0	0

43. 3028 – Childcare Block Grant ALN/CFDA 93.575
These funds are received from Department of Children and Families (DCF) and are used at the state and local level to provide ongoing childcare regulatory services. In SFY06 fund 3012 and this fund were combined. Additional funds allocated by the American Rescue Plan Act of 2021 (ARPA) from DCF will be used to provide financial support services to childcare providers throughout the state.

Actual FY 2024	Actual FY 2025	Actual FY 2026	Estimate FY 2027	Estimate FY 2028
6,425,408	6,178,693	6,318,473	0	0

44. 3031 – Office of Rural Health ALN/CFDA 93.913

This grant from the Health Resources and Services Administration (HRSA) provides funding to the Bureau of Community Health System's Rural Health Program to establish and maintain a clearinghouse for collecting and disseminating information on rural health care issues; coordinate statewide activities focusing on rural healthcare issues; identify federal, state, and non-governmental programs regarding rural health and provide technical assistance to entities regarding participation in such programs; help develop rural health policies through inter-organization collaboration and partnerships; and support the recruitment and retention of health professionals to serve in rural areas.

Actual FY 2024	Actual FY 2025	Actual FY 2026	Estimate FY 2027	Estimate FY 2028
216,394	204,949	147,156	183,562	190,016

45. 3040 – EPA – Superfund-Related Federal Grants ALN/CFDA 66.802/66.961

This fund contains the Superfund Combined grants which consist of CORE Support, Environmental Response Site-Specific Remedial Activity and Site Assessment. The EPA provides funding to the State for a CORE cooperative agreement which is intended to provide funding for general support activities for the Superfund program. They also provide moneys for statewide remedial activities for oversight of EPA-lead sites, which are sites that are being cleaned up in Kansas for which EPA is the lead agency in the cleanup. The State uses this funding to ensure that EPA complies with applicable State requirements regarding site-specific clean ups.

Actual FY 2024	Actual FY 2025	Actual FY 2026	Estimate FY 2027	Estimate FY 2028
817,677	1,132,864	804,996	833,073	858,548

46. 3064 – Medicare and Clinical Lab Improvement Fund ALN/CFDA 93.777

These funds from the U.S. Department of Health and Human Services support two programs: the Clinical Lab Improvement program and the Medicare program. Certification of Kansas hospital laboratories is required under state hospital licensure statute, K.S.A. 65-425 and KAR 28-34-11. The Clinical Lab Improvement program monitors the performance clinical laboratories throughout the State of Kansas. The program is reimbursed for expenses within an annual budget granted from the Centers for Medicare and Medicaid Services. This fund also provides financial assistance to determine that

providers and suppliers of health care services are in compliance with federal health and safety regulatory standards and conditions of participation in Medicare and Medicaid.

Actual FY 2024	Actual FY 2025	Actual FY 2026	Estimate FY 2027	Estimate FY 2028
2,273,100	3,447,376	2,953,949	2,347,409	2,371,827

47. 3067 – Environmental Response – Non-Site Specific **ALN/CFDA 12.113**

This grant comes from the Department of Defense (DoD) and is part of the Defense Environmental Restoration Program, and is for state oversight activities at DoD sites, both active and closed sites for which DoD has responsibility for clean-up. These sites include such areas as Fort Riley, McConnell Air Force Base, Sunflower Munitions Plant, and most of the old Titan missile sites that have not transferred to private ownership.

Actual FY 2024	Actual FY 2025	Actual FY 2026	Estimate FY 2027	Estimate FY 2028
446,913	688,699	823,729	959,000	959,000

48. 3069 – Migrant Health Program **ALN/CFDA 93.224**

The Statewide Farmworker Health Program operates a voucher program with an ongoing grant from the Health Resources and Services Administration (HRSA) Bureau of Primary Health Care (BPHC). Program case managers arrange access to primary health care for migrant and seasonal farm workers using a Kansas-specific alternative to the Community/Migrant Health Center health care model.

Actual FY 2024	Actual FY 2025	Actual FY 2026	Estimate FY 2027	Estimate FY 2028
2,243,856	2,429,314	1,936,545	2,336,895	2,377,225

49. 3070 – Sexually Transmitted Diseases **ALN/CFDA 93.977**

The goal of the STD program is to prevent the spread and complications of gonorrhea, Chlamydia, syphilis and HIV through intervention, prevention and surveillance activities. The funding, which is provided by CDC will be used as presented in the goal.

Actual FY 2024	Actual FY 2025	Actual FY 2026	Estimate FY 2027	Estimate FY 2028
2,616,921	824,825	1,018,816	752,317	753,267

50. 3071 – Disease Prevention-Health Promotion Federal Grants **ALN/CFDA 93.116**

This funding supports Tuberculosis prevention efforts in Kansas. The purpose is to prevent the transmission of Mycobacterium tuberculosis, the bacteria that cause tuberculosis (TB). The section provides medications for treatment of active disease; reimburses local health departments for the treatment of uninsured or indigent patients; and provides drugs for preventive therapy. The section maintains surveillance of TB cases to ensure appropriate treatment and prevent transmission of disease. Funding is provided by the CDC.

Actual FY 2024	Actual FY 2025	Actual FY 2026	Estimate FY 2027	Estimate FY 2028
559,826	1,203,137	743,695	885,276	570,126

51. 3072 – Federal Air Quality Program Fund **ALN/CFDA 66.001**

The purpose of these grants is to assist State, Tribal, Municipal, Inter-municipal, and Interstate agencies in planning, developing, establishing, improving, and maintaining adequate programs for prevention and control of air pollution or implementation of national primary and secondary air quality standards.

Actual FY 2024	Actual FY 2025	Actual FY 2026	Estimate FY 2027	Estimate FY 2028
1,438,872	1,327,577	1,311,654	1,425,157	1,484,292

52. 3077 – USDA Special Supplemental Nutrition Program for Women, Infants and Children (WIC) **ALN/CFDA 10.557**

This USDA federal grant assures funding to the State WIC agency which is then largely reimbursed to local health departments that administer nutrition education and foods to eligible women, who are pregnant, postpartum, or breastfeeding and their infants and young children.

Actual FY 2024	Actual FY 2025	Actual FY 2026	Estimate FY 2027	Estimate FY 2028
64,110,166	69,245,621	64,324,033	51,786,987	51,783,088

53. 3083 – NFWF Technical Assistance for Regenerative Agriculture Peer Mentoring Programs (KS) **ALN/CFDA 10.902**

These funds will be used to hire and train two positions with new and emerging farmers participating in regenerative agriculture in Kansas. The project will expand on an existing Farmer-to-Farmer peer mentorship program to bring 30,000 acres under improved management by implanting 150 Best Management Practices plans aimed at significantly improving soil health, water quality and carbon sequestration.

Actual FY 2024	Actual FY 2025	Actual FY 2026	Estimate FY 2027	Estimate FY 2028
27,953	0	184,102	0	0

54. 3086 – EPA Water Related Grants **ALN/CFDA 66.419**

This fund contains a dedicated allocation of Federal Section 106 funding from the EPA for a special monitoring initiative in the State of Kansas.

Actual FY 2024	Actual FY 2025	Actual FY 2026	Estimate FY 2027	Estimate FY 2028
272,479	383,013	186,760	163,329	170,235

55. 3092 – Intoxilyzer Replacement Fund **ALN/CFDA 20.616**

One grant provides funds to purchase Breath Testing Instruments (Intoxilyzer) and provide training on the use of the instruments. A second grant provides funding for post-crash through the National Roadway Safety Strategy (NRSS). Trauma registry data will be vital in in trending outcomes of effort. These funds will cover the cost of the Trauma Registry product from the vendor ESO Solutions, Inc. The data obtained will improve the completeness and accuracy of our reporting as well as allow for sharing of data with multiple partners including the KDOT's Traffic Records Coordinating Committee (TRCC) and the Kansas Board of EMS. By funding the annual costs of the trauma registry, a solidified partnership with the "Drive to Zero" campaign through KDOT will be established. Both are funded through grants from KDOT from the National High Traffic Safety Administration.

Actual FY 2024	Actual FY 2025	Actual FY 2026	Estimate FY 2027	Estimate FY 2028
118,236	103,327	104,583	358,080	358,080

56. 3095 – Other Federal Grants – Environment ALN/CFDA 10.051

An Intergovernmental Agreement with the United States Department of Agriculture (USDA) provides annual grant funding for state oversight costs associated with the remedial activities for carbon tetrachloride contamination at former USDA grain bin sites for which the USDA is responsible for clean-up.

Actual FY 2024	Actual FY 2025	Actual FY 2026	Estimate FY 2027	Estimate FY 2028
0	108,445	56,038	91,719	92,000

57. 3098 – Kansas Vital Records for Quality Improvement ALN/CFDA 93.946

This fund receives monies for a PRAMS grant, which was awarded to establish a state-specific, population-based epidemiological surveillance system of selected maternal attitudes, behaviors, and experiences during preconception, pregnancy, and postpartum. Two major goals of the Kansas PRAMS system are to reduce maternal and infant morbidity and mortality and to reduce low birth weight. A second grant receiving monies under this fund enables KDHE to leverage existing infrastructure and strong partnerships to sustain and enhance the processes of the multi-disciplinary Kansas Mortality Review Committee. Clinical and non-clinical data related to the deaths of women while pregnant, at delivery, and up to one year after delivery will be reviewed on at least a quarterly basis to understand the circumstances surrounding each death, form recommendations to prevent deaths, and implement initiatives to improve outcomes.

Actual FY 2024	Actual FY 2025	Actual FY 2026	Estimate FY 2027	Estimate FY 2028
165,510	354,807	569,621	873,685	873,985

58. 3150 – Centers for Disease Control and Prevention Investigations and Technical Assistance ALN/CFDA 93.898/93.323/93.336

One grant from The Centers for Disease Prevention and Control (CDC) provides education and screening services to reduce morbidity and mortality due to breast and cervical cancer among women who meet age and income eligibility guidelines, to support a statewide Cancer Registry Program and development of a Comprehensive Cancer Implementation Plan. Other grants support epidemiology and laboratory capacity for the prevention and control of emerging infectious diseases. Another grant provides federal funding for the Kansas Behavioral Risk Factor Surveillance System (KS BRFSS).

Actual FY 2024	Actual FY 2025	Actual FY 2026	Estimate FY 2027	Estimate FY 2028
83,332,842	40,586,291	12,062,264	12,759,404	12,917,723

59. 3248 – Federal Air Quality Program and Radiological Incident Response Fund **ALN/CFDA 66.034**

The purpose of these grants is to assist State, Tribal, Municipal, Inter-municipal, and Interstate agencies in planning, developing, establishing, improving, and maintaining adequate programs for prevention and control of air pollution or implementation of national primary and secondary air quality standards.

Actual FY 2024	Actual FY 2025	Actual FY 2026	Estimate FY 2027	Estimate FY 2028
296,221	538,012	362,141	399,475	443,859

60. 3253 – Federal Air Quality Program Fund **ALN/CFDA 66.040**

The purpose of these grants are to assist Kansas communities that are looking for proactive measures to reduce ozone precursor emissions, particulate matter, and air toxics in advance of regulatory requirements. This will be accomplished by funding a combination of vehicle replacements, engine retrofits, and idle reduction technologies, as well as a mix of both public and private projects.

Actual FY 2024	Actual FY 2025	Actual FY 2026	Estimate FY 2027	Estimate FY 2028
341,224	517,268	749,501	8,696	4,942

61. 3254 – EPA Water Related Grants **ALN/CFDA 66.454**

This fund contains funding for 604b water monitoring.

Actual FY 2024	Actual FY 2025	Actual FY 2026	Estimate FY 2027	Estimate FY 2028
311,336	284,755	196,844	328,725	338,025

62. 3267 – Network Exchange Grant **ALN/CFDA 66.608**

This fund receives federal grant funding for information technology related to data warehousing of environmental data to and from the EPA. The estimates shown below for FY2027 and 2028 are for the Federal Fiscal Year 2025 EN Grant awarded to BWM (total of $98,060).

Actual FY 2024	Actual FY 2025	Actual FY 2026	Estimate FY 2027	Estimate FY 2028
342,052	89,813	113,832	74,400	23,360

63. 3278 – Brownfields Community-Wide Assessment Grant ALN/CFDA 66.818

Community Wide Assessment Grant – State and Tribal - Section 104(k) of the Comprehensive Environmental Response, Compensation, and Liability Act (CERCLA) allows EPA to establish grant programs and award funding to local governments, tribes, and non-profits to inventory, assess, remediate, and reuse brownfields. The Community Wide Assessment Grant for State and Tribal allows for states or tribes to assess brownfields in designated target areas, with a performance period of up to 5 years. KDHE was awarded $1,000,000 for 5 years to address three target areas with the ability to expand to state-wide once the priority sites have been addressed. No state match is required.

Actual FY 2024	Actual FY 2025	Actual FY 2026	Estimate FY 2027	Estimate FY 2028
N/A	N/A	0	500,000	500,000

64. 3284 – Substance Abuse and Mental Health Serviced ALN/CFDA 93.243

This grant provides support for implementation of suicide prevention and intervention programs for individuals who are 25 years of age or older. It is designed to raise awareness of suicide, establish referral processes, and improve care and outcomes for such individuals who are at risk for suicide.

Actual FY 2024	Actual FY 2025	Actual FY 2026	Estimate FY 2027	Estimate FY 2028
684,340	622,676	444,468	0	0

65. 3287 – Expanding Public Health Workforce Grants ALN/CFDA 93.044

These funds come from a federal grant awarded to KDADS and will be used to deploy staff to work collaboratively throughout communities and remove barriers that keep older Kansans and Kansans with disabilities from living a healthy life by making the healthiest choice the easiest choice.

Actual FY 2024	Actual FY 2025	Actual FY 2026	Estimate FY 2027	Estimate FY 2028
322,105	229,314	0	0	0

66. 3292 – Emergency Medical Services-Children ALN/CFDA 93.127

EMSC Partnership Grant which provides support to solidify the integration of a pediatric focus within a state's EMS system.

Actual FY 2024	Actual FY 2025	Actual FY 2026	Estimate FY 2027	Estimate FY 2028
90,028	120,057	69,867	101,779	106,289

67. 3293 – State Primary Care Offices ALN/CFDA 93.130

This Health Resources and Services Administration (HRSA) grant provides funding to support programs that address preventable health problems in the Kansas population. The Primary Care Office focuses on primary medical, dental, and behavioral health care service delivery, with programmatic emphasis on workforce and access for underserved populations.

Actual FY 2024	Actual FY 2025	Actual FY 2026	Estimate FY 2027	Estimate FY 2028
198,503	237,231	155,014	182,000	183,447

68. 3294 – Disease Prevention-Health Promotion Federal Grants ALN/CFDA 93.136

These grants from The Centers for Disease Prevention and Control (CDC) provide funding to support programs that address preventable health problems in the Kansas population including Injury Intervention and Surveillance and Sexual Violence Prevention Education. The Kansas Violent Death Reporting grant will create and implement a plan to collect and disseminate data on all violent deaths in a target area. The Overdose Data to Action grant supports obtaining data on overdose morbidity and mortality and using that data to inform prevention and response efforts. The Essentials for Childhood grant implements statewide comprehensive strategies and approaches designed to reduce Adverse Childhood Experiences (ACEs), morbidity, mortality, and related health disparities associated with Child Abuse and Neglect. The Primary Prevention for Sexual Violence grant implements and evaluates programs, practices, and policies based on the best available evidence to prevent sexual violence. The Advancing Violence Epidemiology in Real-Time (AVERT) grant provides funding to increase the timeliness of aggregate reporting of emergency department for firearm injuries (regardless of intent), other violence-related injuries, and mental health conditions. Increased use of syndromic surveillance data to develop plans for focusing prevention and response strategies on populations at greatest risk of violence and related negative health outcomes by state and local partners.

Actual FY 2024	Actual FY 2025	Actual FY 2026	Estimate FY 2027	Estimate FY 2028
4,724,206	3,990,541	3,878,211	4,478,907	4,239,640

69. 3295 – Performance Partnership Grant ALN/CFDA 66.605

This grant is a partnership grant covering three major areas of water related activities. It supports salary and operating costs for central and district office personnel involved with training, technical assistance, plan and specification review, permitting, inspection, enforcement and oversight of drinking water facilities. Regulated facilities include municipalities and rural water districts. This grant also supports salary and operating costs for central office personnel involved with the protection of soils and groundwater in the state from contamination by injection well activities. These activities include the injection of industrial wastes into deep disposal wells, salt solution mining operations, the storage of hydrocarbons in storage wells and shallow injection wells receiving various types of fluids. The last area this grant supports is salary and operating costs for central and district office personnel involved with permitting, inspection, and oversight of wastewater treatment facilities. Regulated facilities include point sources such as municipal and industrial sewage treatment plants and confined feeding or livestock operations. Supported activities also include nonpoint source work related to groundwater protection plans, storm water permitting, water quality assessments and nonpoint source activities. This grant from the Environmental Protection Agency (EPA) is used to administer the EPA approved certification & licensure program for lead-based paint abatement activities, training provider accreditation program and pre-renovation lead activities.

Actual FY 2024	Actual FY 2025	Actual FY 2026	Estimate FY 2027	Estimate FY 2028
4,432,557	5,672,994	4,223,145	4,276,313	4,446,189

70. 3296 – Child Lead Poisoning Prevention Fund ALN/CFDA 93.197

The Childhood Lead Poisoning Prevention Program is a CDC funded grant to support lead poisoning prevention activities within grantee jurisdictions. Some of the program's goals are to increase lead testing in children, submit lead poisoning data to the CDC, conduct surveillance activities, develop workforce training, provide education related to blood lead, as well as to develop and implement targeted population-based interventions.

Actual FY 2024	Actual FY 2025	Actual FY 2026	Estimate FY 2027	Estimate FY 2028
409,987	545,499	373,872	542,026	549,726

71. 3298 – Rural Hospital Flexibility Program ALN/CFDA 93.241

The Bureau of Community Health System's Rural Health Program successfully administers the FLEX grant program in Kansas. The program offers services and support to 83 Critical Access Hospitals, their 20 rural health networks, and other key constituents.

Actual FY 2024	Actual FY 2025	Actual FY 2026	Estimate FY 2027	Estimate FY 2028
1,039,324	1,633,104	1,310,307	1,146,122	1,156,750

72. 3328 – HIV CARE Formula Grant (Ryan White Title II/HOWA/HUD) ALN/CFDA 93.917,14.241

Title II funds may be used to support a wide range of direct health and support services; home and community-based health care and supportive services; continuum of health insurance coverage, through either a Health Insurance Program (HIP) or provision of medical benefits under a HIP, including high risk pools; pharmaceutical treatments, through the ADAP Program; and HIV care consortia that assess needs, organize and deliver HIV services in consultation with service providers, and contract for services. The HOPWA Program provides housing cost assistance for people with AIDS. In SFY21, a HOPWA supplement expands services for short term rent, mortgage, and utility assistance payments to prevent homelessness for a period of up to 24 months.

Actual FY 2024	Actual FY 2025	Actual FY 2026	Estimate FY 2027	Estimate FY 2028
27,504,556	30,868,996	31,962,475	31,424,861	32,505,244

73. 3329 – Federal Homeland Security Grant – Health ALN/CFDA 93.069

The purpose of the federal program is to upgrade and integrate state and local public health jurisdictions' preparedness for and response to terrorism and other public health emergencies with federal, state, local, and tribal governments, the private sector, and non-governmental organizations. CDC has developed preparedness goals designed to measure urgent public health system response performance parameters that are directly linked to health protection of the public. They are intended to measure urgent public health system response performance for terrorism and non-terrorism events including infectious disease, environmental, and occupational related emergencies. Emergency supplemental funding to support the needs of health systems, hospitals, and health care workers on the front lines. Activities include acquisition of PPE, education, and planning to ensure infection control at hospitals and facilities and improve / maintain healthcare worker readiness by leveraging telemedicine, supporting clinical testing labs, and assisting long term care preparedness activities.

Actual FY 2024	Actual FY 2025	Actual FY 2026	Estimate FY 2027	Estimate FY 2028
7,066,034	6,912,099	6,505,065	6,562,449	6,611,921

74. 3370 – EPA State Response **ALN/CFDA 66.817**

The U.S. EPA has awarded a grant to the KDHE to fund site assessment and infrastructure-type activities that are necessary to operate the State Brownfields Program. The Brownfields program is intended for the assessment and cleanup of underutilized properties in order that the property may be sold, leased and reused.

Actual FY 2024	Actual FY 2025	Actual FY 2026	Estimate FY 2027	Estimate FY 2028
1,400,817	1,644,111	1,112,377	1,888,226	819,569

75. 3371 – Maternal/Child Health Consolidated Grant Fund **ALN/CFDA 93.110**

This fund contains grants from HRSA, which provide funding used to provide and promote a system of community-based services for children with special health care needs. One grant provides funding for costs associated with the State System Development Initiative. A second grant provides funding for the Pediatric Mental Health Care Access Program, which works to increase primary care (PCP) capacity to treat behavioral disorders through education and training (REACH, KSKidsMAP ECHO, and webinars), creating a centralized access point (Warm Lines) for consultation and referral, and increasing access to tele-mental health services for children and adolescents. A third grant receives funding for Safeguarding Two Lines: Expanding Early Identification & Access to Perinatal Mental Health, which works to increase capacity and improve mental and behavioral health screening and services for pregnant and postpartum women in Kansas. A fourth grant provides funding the state newborn screening systems priorities program. A fifth grant provides funding for the State Maternal Health Innovation Program.

Actual FY 2024	Actual FY 2025	Actual FY 2026	Estimate FY 2027	Estimate FY 2028
1,804,997	2,288,038	4,252,049	2,784,738	2,763,250

76. 3372 – Immunization and vaccines for Children Grant Fund **ALN/CFDA 93.268**

The Kansas Immunization Program's goal is to prevent the spread of Vaccine Preventable Diseases by providing vaccines and supporting age-appropriate immunizations for the children of Kansas. Funding is provided through the Centers for Disease Control and Prevention.

Actual FY 2024	Actual FY 2025	Actual FY 2026	Estimate FY 2027	Estimate FY 2028
17,649,998	15,004,965	3,750,927	4,649,152	4,743,413

77. 3392 – Small Rural Hospital Improvement Grant Program **ALN/CFDA 93.301**

The Bureau of Community Health System's Small Rural Hospital Improvement (SHIP) Grant Program provides funding to small rural hospitals to help them do any or all the following: 1) pay for costs related to the implementation of PPS, 2) comply with provisions of HIPAA and 3) reduce medical errors and support quality improvement. Primary Care / Rural Health secured a contract with the Kansas Health Education and Research Foundation (KHERF) to distribute funding to participating Kansas hospitals to restore, sustain and strengthen health center capacity and staffing needs to respond to the COVID-19 pandemic. KHERF will provide education on grant approved funding uses and collect and manage federally required reporting for grant dollar spending.

Actual FY 2024	Actual FY 2025	Actual FY 2026	Estimate FY 2027	Estimate FY 2028
2,547,134	1,119,622	1,141,421	1,209,428	1,214,487

78. 3398 – Hospital Preparedness Program **ALN/CFDA 93.889**

The Hospital Preparedness Program, within the Bureau of Community Health Systems, assists in the maintenance, refinement, and to the extent achievable, enhancement of community hospitals' capacities and capabilities for exercising and improving preparedness plans for all hazards, including pandemic influenza. These plans form the basis for criteria in allocating federal funds to meet priority needs for improving readiness.

Actual FY 2024	Actual FY 2025	Actual FY 2026	Estimate FY 2027	Estimate FY 2028
1,938,731	2,228,718	1,533,663	1,995,264	2,020,700

79. 3406 – USDA Kansas Senior Farmers' Market Nutrition Program **ALN/CFDA 10.576**

This USDA federal grant provides resources in the form of fresh, nutritious, unprepared, locally grown fruits, vegetables, honey and herbs from farmers' markets, roadside stands, and CSA programs to low-income seniors.

Actual FY 2024	Actual FY 2025	Actual FY 2026	Estimate FY 2027	Estimate FY 2028
291,781	241,139	245,027	164,975	164,975

80. 3414 – Medicaid **ALN/CFDA 93.778**

Medical Assistance. The Medical Assistance Federal Fund receives federal Medicaid funds that combine with state funds to make payments to providers of medical services on behalf of eligible beneficiaries. KDHE/DHCF is the single state agency for Medicaid assistance in Kansas and all Medicaid assistance funding passes through DHCF. DHCF draws federal funds from the CMS Payment Management System and transfers that money to the Department for Children and Families, Department of Corrections, and Department for Aging and Disability Services as federal match for the Medicaid services administered by them. The table for Fund 3414 highlights these transfers under transfer account code 773100 (federal sub-grant transfer out). This accounts for the difference between the estimated Title XIX federal revenues and the approved budgeted amount for DHCF. The receiving agencies submit a detailed expenditure report for inclusion in the quarterly CMS 64 Medicaid Program Expenditure Report.

The federal match rate for medical assistance is the state's Federal Medical Assistance Percentage (FMAP). Additional Federal Financial Participation match rates are: Enhanced FMAP (76.45 percent*) for Breast & Cervical Cancer Services (BCC); 90 percent for Family Planning; and 100 percent for Indian Health Services and Medicare Qualifying Individuals.

The Kansas base FMAP rates are detailed in the table below:

FFY	FFY Quarters	Federal Medical Assistance	Enhanced FMAP
2023	(07/01/23-09/30/23)	62.26%	73.58%
2024	(10/01/23-12/31/23)	62.47%	73.73%
2024	(01/01/24-09/30/24)	60.97%	72.68%
2025	(10/01/24-09/30/25	61.87%	73.31%
2026	(10/01/25-09/30/26)	60.67%	72.47%
2027	(10/01/26-09/30/27)	62.50%	73.75%
2028 **Preliminary**	(10/01/27-09/30/28)	63.04%	74.13%

Medical Administration. Federal match for administrative costs of the Medicaid program generally are 50 percent. Enhanced federal match is available for skilled medical professionals providing medical administration (75 percent), operation of the MMIS (75 percent), and for design and implementation of changes to the MMIS (90 percent). As the single state Medicaid agency for Kansas, DHCF draws and disseminates federal

administration funds to other agencies overseeing Medicaid programs. These agencies provide a quarterly budget of administration expenses to DHCF for tracking and reconciliation purposes and follow the quarter with a detailed expenditure report for inclusion in the CMS 64 Medicaid Program Expenditure Report.

HIT Administrative Payments. The HIT Administrative Payments grant award provides Federal funds for expenditures made in accordance with the approved Medicaid State Plan for administrative costs of incentive payments to providers for the adoption of health information technology.

Authorization: Medical Assistance – Social Security Act, Title XIX, as amended; Public Laws 89-97, 90-248, and 91-56; 42 U.S.C. 1396 et seq., as amended; Public Law 92-223; Public Law 92-603; Public Law 93-66; Public Law 93-233; Public Law 96-499; Public Law 97-35; Public Law 97-248; Public Law 98-369; Public Law 99-272; Public Law 99-509; Public Law 100-93; Public Law 100-202; Public Law 100-203; Public Law 100-360; Public Law 100-436; Public Law 100-485; Public Law 100-647; Public Law 101-166; Public Law 101-234; Public Law 101-239; Public Law 101-508; Public Law 101-517; Public Law 102-234; Public Law 102-170; Public Law 102-394; Public Law 103-66; Public Law 103-112; Public Law 103-333; Public Law 104-91; Public Law 104-191; Public Law 104-193; Public Law 104-208,104-134; Balanced Budget Act of 1997, Public Law 105-33; Public Law 106-113; Public Law 106-554.

Actual FY 2024	Actual FY 2025	Actual FY 2026	Estimate FY 2027	Estimate FY 2028
3,528,924,352	3,831,854,170	4,407,583,121	2,606,536,310	2,608,299,407

81. 3424 – Children's Health Insurance Federal Fund **ALN/CFDA 93.767**

The Children's Health Insurance Federal Fund receives federal funds to purchase and expand the availability of health care coverage to uninsured, low-income children. Assistance should be provided primarily by two methods: (1) Obtain health insurance coverage that meets the requirements in Section 2103 relating to the amount, duration, and scope of benefits; or (2) expand eligibility for children under the State's Medicaid program.

Authorization: Balanced Budget Act of 1997, Title XXI, Subtitle J, Section 4901, Public Law 105-33; Public Law 105-100 and Medicare, Medicaid and SCHIP Balanced Budget Refinement Act of 1999 Public Law 106-113, Section 702; Medicare, Medicaid, and SCHIP Benefits Improvement Act of 2000, Title VIII, Section 801, 802, and 803, Public Law 106-554, Public Law 108-74, Public Law 108-127, Public Law 109-171 and Public Law 109-482 and Public Law 110-28

Actual FY 2024	Actual FY 2025	Actual FY 2026	Estimate FY 2027	Estimate FY 2028
136,420,878	208,777,566	204,015,034	214,714,647	214,798,648

82. 3459 – Universal Newborn Hearing Screening ALN/CFDA 93.251

This federal grant from HRSA is used to support efforts to improve and ensure the implementation of statewide newborn hearing screening and intervention programs, which include the screening of all newborns prior to hospital discharge, audiological diagnosis before 3 months of age, enrollment in a program of early intervention before 6 months of age and linkages to a medical home and family to family support for all infants with a hearing loss.

Actual FY 2024	Actual FY 2025	Actual FY 2026	Estimate FY 2027	Estimate FY 2028
228,460	332,881	230,198	217,189	225,258

83. 3502 – Medical Reserve Corps ALN/CFDA 93.008

To strengthen the MRC network – focusing on emergency preparedness, response, and health equity needs. Awardees will complete projects that will bolster community response capabilities around the nation, building on the invaluable role that the MRC played during our fight against COVID-19.

Actual FY 2024	Actual FY 2025	Actual FY 2026	Estimate FY 2027	Estimate FY 2028
490,244	406,801	357,283	0	0

84. 3503 – Home Visiting Program ALN/CFDA 93.505 ,93.870

The goal of this federal grant from HRSA is to improve the health and developmental outcomes for at-risk maternal, infant, and early childhood populations (birth through 5 years) and assure effective coordination and delivery of critical health, development, early learning, child abuse and neglect prevention and family support service to these children and families through home visiting programs. This funding is used to provide funding to support salaries and operation costs for these activities at both a state and local level.

Actual FY 2024	Actual FY 2025	Actual FY 2026	Estimate FY 2027	Estimate FY 2028
5,842,337	6,039,615	6,306,649	0	0

85. 3511 – Diagnostic X-Ray Project Fund

This fund receives monies from a contract with the Federal Drug Administration for services provided in relation to the inspection of radiographic medical equipment at facilities proving mammography services under the Mammography Quality Standards Act.

Actual FY 2024	Actual FY 2025	Actual FY 2026	Estimate FY 2027	Estimate FY 2028
187,512	132,305	258,682	220,653	230,013

86. 3516 – Infants and Toddlers with Disabilities: Part C of the Individuals with Disabilities Education Act ALN/CFDA 84.181

This US Dept of Education federal grant assures a statewide system of early intervention services for infants and toddlers with disabilities and developmental delays, and their families. Funding recipients include 29 local infant toddler programs, the Kansas State School for the Blind and the Kansas State School for the Deaf and the Kansas Coordinating Council on Early Childhood Developmental Services.

Actual FY 2024	Actual FY 2025	Actual FY2026	Estimate FY 2027	Estimate FY 2028
5,585,631	5,144,780	5,480,449	4,442,728	4,481,123

87. 3586 – Resource Conservation & Recovery Act, Solid Waste Disposal Act: Sec. 3011 ALN/CFDA 66.801

This grant from the US Environmental Protection Agency provides funding which is combined with the state hazardous waste fees to carry out the responsibilities related to the administration of the hazardous waste regulatory program. This federal grant has remained fairly stagnant for the past 20 years, thus, state fees have had to comprise a growing percentage of hazardous waste program costs. There have been slight increases over the past several years. It is anticipated that the grant will be reduced for FY2026.

Actual FY 2024	Actual FY 2025	Actual FY 2026	Estimate FY 2027	Estimate FY 2028
1,431,932	1,222,105	1,134,532	1,119,449	1,119,449

88. 3598 – National and State Tobacco Control Program ALN/CFDA 93.387

This grant provides support to prevent initiation of tobacco use among youth and young adults; eliminate exposure to secondhand smoke, promote quitting among adults and youth; and identify and eliminate tobacco related disparities. Achievement of these goals will reduce chronic disease morbidity, mortality, and disability related to tobacco use and secondhand smoke exposure in the United States.

Actual FY 2024	Actual FY 2025	Actual FY 2026	Estimate FY 2027	Estimate FY 2028
1,536,785	1,427,063	1,265,849	1,457,067	1,440,024

89. 3599 – Organized Approaches to Increase colorectal Cancer Screening ALN/CFDA 93.800

This grant supports increasing Colorectal Cancer screening rates among a target population of persons 50-75 years of age within Kansas health System(s), defined geographical areas, or disparate populations.

Actual FY 2024	Actual FY 2025	Actual FY 2026	Estimate FY 2027	Estimate FY 2028
601,888	920,769	440,907	0	0

90. 3602 – Public Health Crisis Response Fund ALN/CFDA 93.354

One grant provides funding to be utilized in the agency's response to the current pandemic. The emergency supplemental funding will be used to prevent the spread of COVID-19, and will support activities such as testing PUIs, outreach to the public, engagement with local health departments, healthcare system; acquisition of PPE; other equipment; medical transport, etc. A second grant (Workforce Development) funded with ARPA dollars will provide funding to establish, expand, train and sustain a public health workforce to support COVID-19 preparedness, response and recovery initiatives.

Actual FY 2024	Actual FY 2025	Actual FY 2026	Estimate FY 2027	Estimate FY 2028
7,312,621	5,113,707	1,461,199	0	0

91. 3603 – Heart/Stroke Prevention Fund ALN/CFDA 93.426

This grant provides funding primarily for Kansas to implement evidence-based cardiovascular disease clinical infrastructure and referral systems for evidence-based prevention and self-management programs.

Actual FY 2024	Actual FY 2025	Actual FY 2026	Estimate FY 2027	Estimate FY 2028
982,027	888,855	842,931	1,133,957	1,150,815

92. 3607 – Alzheimer's Association Inclusion Fund **ALN/CFDA 93.334**

A CDC grant provides funding for BOLD Public Health Programs to address Alzheimer's Disease and Related Dementias.

Actual FY 2024	Actual FY 2025	Actual FY 2026	Estimate FY 2027	Estimate FY 2028
157,013	265,297	251,606	448,305	461,556

93. 3608 – Preschool Development Grant Birth through Five **ALN/CFDA 93.434**

This federal funding is received from Kansas Department of Education and is used to support and enhance the Kansas Early Childhood System.

Actual FY 2024	Actual FY 2025	Actual FY 2026	Estimate FY 2027	Estimate FY 2028
414,203	73,301	1,876,470	0	0

94. 3612 – Early Hearing Detection and Intervention (EHDI-IS) **ALN/CFDA 93.314**

This cooperative agreement award provides funds to support and enhance the Kansas Newborn Hearing Screening Program (SoundBeginnings) follow-up Diagnostic and intervention services through maintenance and enhancement of the Early Hearing Detection and Intervention Information System (EHDI-IS). The program partners with providers and families to assure screening for the early detection of hearing loss in newborn infants.

Actual FY 2024	Actual FY 2025	Actual FY 2026	Estimate FY 2027	Estimate FY 2028
76,880	79,773	103,208	127,315	132,764

95. 3614 – Preventive Health and Health Services Block Grant **ALN/CFDA 93.991/93.758**

Funds from the Preventive Health and Health Services Block grant administered by the Centers for Disease Prevention and Control (CDC) provides capacity for addressing the leading causes of preventable death and disability including heart disease, diabetes, cancer and injury (intentional and unintentional). Community-based risk reduction programs address modifiable risk factors including tobacco use, physical inactivity, nutrition, promoting use of safety restraints and bicycle helmets and provide rape prevention education programs.

Actual FY 2024	Actual FY 2025	Actual FY 2026	Estimate FY 2027	Estimate FY 2028
1,411,737	1,543,182	1,668,207	1,607,586	1,656,849

96. 3616 – Maternal and Child Health Services Title V Block Grant Program ALN/CFDA 93.994

The purpose of the Title V Maternal and Child Health Services Block Grant Program is to create Federal/State partnerships that enable each state/jurisdiction to address the health services needs of its mothers, infants and children, which includes children with special health care needs, and their families.

Actual FY 2024	Actual FY 2025	Actual FY 2026	Estimate FY 2027	Estimate FY 2028
5,258,502	5,760,976	5,204,789	4,837,856	4,946,693

97. 3617 – National Center for Health Statistics Fund

This is a federal payment for services contract for the following: Daily, monthly and annual delivery of registered birth and death data as well as birth, death, fetal death, marriage and divorce counts and information for the National Death Index.

Actual FY 2024	Actual FY 2025	Actual FY 2026	Estimate FY 2027	Estimate FY 2028
394,416	304,530	241,405	531,297	547,417

98. 3622 – Family Planning ALN/CFDA 93.217

This federal grant provides funding to local health departments to provide reproductive health services to men and women to promote optimal timing and spacing of their children.

Actual FY 2024	Actual FY 2025	Actual FY 2026	Estimate FY 2027	Estimate FY 2028
2,633,991	2,609,127	2,066,845	2,044,862	2,076,644

99. 3641 – Adult Viral Hepatis Prevention and Control Program ALN/CFDA 93.270

The purpose of this grant is to create a viral hepatitis elimination plan and build capacity for conducting effective viral hepatitis prevention, care, and surveillance activities.

Actual FY 2024	Actual FY 2025	Actual FY 2026	Estimate FY 2027	Estimate FY 2028
392,109	478,073	414,032	318,742	330,304

100. 3655 – Assistance for Small and Disadvantaged Communities Drinking Water Grant Program ALN/CFDA 66.442

The purpose of this grant is to implement a program to provide drinking water program assistance to underserved, small and disadvantaged communities. Funds are to carry out projects and activities needed for public water systems to comply with the State Drinking Water Act and address issues with unregulated emerging contaminants.

Actual FY 2024	Actual FY 2025	Actual FY2026	Estimate FY 2027	Estimate FY 2028
2,250	26,654	15,000	1,054,299	1,054,299

101. 3657 – Comprehensive Opioid, Stimulant, and Substance Abuse Program ALN/CFDA 16.838

This grant provides funding to support allowable vaccine-related activities, such as outreach and education; working with community partners; vaccine administration; enabling services; personnel; hours and availability; training; and supplies. All activities are required to align with the Migrant Health Center Program scope of project.

Actual FY 2024	Actual FY 2025	Actual FY 2026	Estimate FY 2027	Estimate FY 2028
776,300	2,116,883	1,614,665	83,146	83,852

102. 3659 – Solid Waste Infrastructure for Recycling (SWIFR) Grant Program ALN/CFDA 66.920

EPA awarded Kansas a Solid Waste Infrastructure for Recycling (SWIFR) grant in late 2023. BWM has contracted with SCS Engineers to complete waste characterization studies at Hamm Sanitary Landfill, Butler County Landfill and Seward County Landfill in calendar year 2024. Round 2 of the SWIFR grant funding will be awarded in late 2026. Three material recycling facility studies will be conducted in calendar year 2027. This data will help Kansas demonstrate progress toward the National Recycling Goal and support the state-led implementation of plans to advance post-consumer materials management.

Actual FY 2024	Actual FY 2025	Actual FY 2026	Estimate FY 2027	Estimate FY 2028
1,147	217,879	6,354	250,000*	0

***Rough estimate-we anticipate that work will begin on the Material Recycling Facilities studies and the subward project in FY2027.**

103. 3660 – Environmental Health Capacity Program **ALN/CFDA 93.070**

The purpose of this grant is to establish and maintain collaborative environmental health capacity to address emerging environmental concerns to public health. A second grant provides validated health and environment data that support public health actions to improve the health of Kansas communities through the National Environmental Public Health Tracking grant.

Actual FY 2024	Actual FY 2025	Actual FY 2026	Estimate FY 2027	Estimate FY 2028
612,097	744,830	466,138	655,763	674,784

104. 3670 – Lead Testing in School and Child Care Program Drinking Water **ALN/CFDA 66.444**

This grant from the Environmental Protection Agency (EPA) provides funding for voluntary testing for lead in drinking water at local schools and child care programs.

Actual FY 2024	Actual FY 2025	Actual FY 2026	Estimate FY 2027	Estimate FY 2028
194,634	143,059	11,143	13,978	14,672

105. 3683 – COVID-19 Health Disparities **ALN/CFDA 93.391**

This grant awarded by the CDC as part of the National Initiative to address COVID-19 Health Disparities among populations at high-risk and underserved, including racial and ethnic minority populations in rural communities.

Actual FY 2024	Actual FY 2025	Actual FY 2026	Estimate FY 2027	Estimate FY 2028
10,986,934	5,123,211	0	0	0

106. 3703 – Gulf of Mexico Program **ALN/CFDA 66.475**

KDHE will implement the farmer to farmer coaching/mentoring grant to purse technical assistance on soil health. Research indicates that farmer peers are the most trusted source of information agricultural producers use. Through the farmer to farmer program, producers with knowledge and experience implementing soil health principles will build relationships with local producers to help transition their operations to more soil health related practices. Long term goals of the program will allow small networks of soil health advocates to build and expand in the state.

Actual FY 2024	Actual FY 2025	Actual FY 2026	Estimate FY 2027	Estimate FY 2028
71,365	189,307	0	0	0

107. 3704 – Falls Prevention Fund **ALN/CFDA 93.761**

The intent of this funding opportunity is to support organizations to reduce falls and/or falls risk among older adults and adults with disabilities in their community through the implementation evidence-based falls prevention programs, focusing on those older adults in underserved areas/populations, as defined by the Executive Order On Advancing Racial Equity and Support for Underserved Communities Through the Federal Government.

Actual FY 2024	Actual FY 2025	Actual FY 2026	Estimate FY 2027	Estimate FY 2028
N/A	46,042	113,791	0	0

108. 3705 – Self-Management Education Fund **ALN/CFDA 93.734**

The intent of this funding opportunity is to increase access to evidence-based Chronic Disease Self-Management Education (CDSME) programs for older adults and adults with disabilities in Kansas. An anticipated 800 participants will be reached, specifically focusing on expansion in rural, medically underserved counties. One special target population will be older adults and adults with disabilities in Northwest and Southeast Kansas.

Actual FY 2024	Actual FY 2025	Actual FY 2026	Estimate FY 2027	Estimate FY 2028
N/A	56,880	120,320	0	0

109. 3715 – Maternal Health Grant Fund **ALN/CFDA 93.869**

This grant provides funding for growing the perinatal workforce, expanding telehealth, and integrating data and evidence-based practices, and transforming KanCare perinatal reimbursement strategies to improve safety and health outcomes.

Actual FY 2024	Actual FY 2025	Actual FY 2026	Estimate FY 2027	Estimate FY 2028
N/A	25,000	549,589	617,811	658,703

110. 3724 – Maternal Anti-Violence Innovation and Sharing (MAVIS) ALN/CFDA 93.088

This grant provides funding to support violent maternal death data collection and intervention services and activities. MAVIS equips KDHE to partner with pivotal statewide programs and organizations to increase access for maternal health care providers to trainings, referrals, and crucial supports related to intimate partner violence, maternal mental health, and substance use with the purpose of decreasing the number of maternal deaths caused by homicide, suicide, and accident poisoning/overdose.

Actual FY 2024	Actual FY 2025	Actual FY 2026	Estimate FY 2027	Estimate FY 2028
277,159	357,045	284,210	0	0

111. 3732 – EPA Leaking Underground Storage Tank (LUST) Preventative Grant ALN/CFDA 66.804

The U.S. EPA provides a grant to the states which, along with the required 25.0 percent match from State General Funds, funds underground petroleum storage tank regulatory activities. Tanks containing petroleum products or regulated chemicals must be registered, and leak detection and other standards are required.

Actual FY 2024	Actual FY 2025	Actual FY 2026	Estimate FY 2027	Estimate FY 2028
364,089	635,526	299,829	405,375	419,418

112. 3740 – HIV/AIDS Prevention Project ALN/CFDA 93.940

The goal of this program is to facilitate activities directed toward preventing the spread of the Human Immunodeficiency Virus, (HIV), the virus that causes Acquired Immune Deficiency Syndrome (AIDS). The fund also provides monies for monitoring the progress of the HIV/AIDS epidemic in Kansas by collecting data pertaining to newly diagnosed HIV/AIDS cases, in addition to person living with HIV/AIDS. The HIV Prevention and Surveillance projects are funded by CDC. A second grant within this fund is a collaboration between bureaus, community partners, and health care providers to increase access to care, decrease structural barriers, decrease stigma, and decrease the number of persons with HIV not in care of not virally suppressed.

Actual FY 2024	Actual FY 2025	Actual FY 2026	Estimate FY 2027	Estimate FY 2028
900,538	1,481,299	1,246,835	1,672,025	1,683,270

113. 3750 – WIC Grants to States **ALN/CFDA 10.578**

This grant was awarded by the United States Department of Agriculture for infrastructure activities.

Actual FY 2024	Actual FY 2025	Actual FY 2026	Estimate FY 2027	Estimate FY 2028
0	0	9,978	125,510	0

114. 3755 – Arthritis Evidence Based **ALN/CFDA 93.421**

A grant received from CSTE provides funding to implement Disability-Related Definitions for Syndromic Surveillance During Public Health Emergencies. Two grants received from CDC/NACDD support projects to improve environmental approaches that promote health, implement prevention strategies, and support the efforts of communities and providers to develop networks of self-management programs to reduce the prevalence of chronic disease.

Actual FY 2024	Actual FY 2025	Actual FY 2026	Estimate FY 2027	Estimate FY 2028
231,075	0	37,750	0	0

115. 3760 – State Loan Repayment Program **ALN/CFDA 93.165**

This grant program recruits and retains health professionals in Kansas to underserved areas through application for federal funding to support its current activities providing state funding for loan repayment to eligible providers serving in health professional shortage areas. The program provides assurance that vulnerable, low-income, uninsured or otherwise underserved Kansas residents receive adequate access to affordable primary health care services.

Actual FY 2024	Actual FY 2025	Actual FY 2026	Estimate FY 2027	Estimate FY 2028
245,906	478,814	453,049	291,695	291,695

116. 3812 – EPA Leaking Underground Storage Tank (LUST) Grant **ALN/CFDA 66.805**

The LUST grant from the EPA provides funds for investigation and remediation of contamination caused by leaks from underground petroleum storage tank systems. The grant has cost recovery provisions for state actions taken at sites where the responsible party has refused to perform necessary corrective action. The match is 10.0 percent and is paid from the Underground Petroleum Storage Tank Release Trust Fund (7399).

Actual FY 2024	Actual FY 2025	Actual FY 2026	Estimate FY 2027	Estimate FY 2028
553,555	635,791	606,716	621,453	646,657

117. 3815 – Bike Helmet Distribution ALN/CFDA 20.600

These funds are for the Kansas Safe Kids Ready to Roll program, which is designed to increase the number of children protected by bicycle helmets by making reduced-price helmets and an educational program available to Kansas children. Head injury is the leading cause of death in bicycle crashes and helmet use has been estimated to reduce head injury risk by 85 percent.

Actual FY 2024	Actual FY 2025	Actual FY 2026	Estimate FY 2027	Estimate FY 2028
17,278	15,000	4,990	20,000	20,000

118. 3820 – Surface Mining Control and Reclamation Fund ALN/CFDA 15.250

This grant from the U.S. Department of Interior provides funds to regulate active coal mines (Administration and Enforcement program) in the state. Federal law requires that states maintain a viable A&E (Title V) program.

Actual FY 2024	Actual FY 2025	Actual FY 2026	Estimate FY 2027	Estimate FY 2028
34,915	43,583	16,132	25,844	26,865

119. 3821 – Abandoned Mined-Land Reclamation Fund ALN/CFDA 15.252

This grant from the U.S. Department of Interior funds the Abandoned Mine Land program (K.S.A. 49-428). The Abandoned Mine Land (AML) Program reclaims lands that pose hazards to the health, safety, and general welfare of the public that were created by past coal mining activities. Past coal mining is defined as any coal mining which occurred prior to 1977 or the inception of the federal law. The goal of the Abandoned Mine Land Program is to mitigate hazardous conditions created by past coal mining in a manner which will create long-term stability for problem areas. The AML Program also contains the Emergency Program. This program is designed to alleviate any hazards (as a result of coal mining) which are of an emergency nature and occur in a sudden manner. This would include but is not limited to subsidence under homes or in roadways.

Actual FY 2024	Actual FY 2025	Actual FY 2026	Estimate FY 2027	Estimate FY 2028
4,557,451	5,165,187	2,277,154	3,138,210	3,180,359

120. 3832 – Community Health Workers – COVID Response and Resilient Communities Fund ALN/CFDA 93.495

This grant from the Centers for Disease Control and Prevention provides grant funds to train and deploy Community Health Workers (CHWs) to work with residents of Kansas who have been disproportionately impacted by the COVID-19 pandemic.

Actual FY 2024	Actual FY 2025	Actual FY 2026	Estimate FY 2027	Estimate FY 2028
1,382,952	1,499,732	0	0	0

121. 3884 – State Indoor Radon Grant (SIRG) Fund ALN/CFDA 66.032

The purpose of these grants are to establish effective radon programs among State, Territories, and Federally Recognized Indian Tribes; increase the number of homes, schools, and other buildings tested and mitigated for radon; encourage radon testing and disclosure in connection with real estate transfers; implement radon resistant construction standards in high risk areas; and promote environmental justice through programs and outreach efforts directed at low-income and/or culturally diverse populations.

Actual FY 2024	Actual FY 2025	Actual FY 2026	Estimate FY 2027	Estimate FY 2028
243,558	225,685	166,700	178,070	178,752

122. 3889 – Nonpoint Source Implementation Program ALN/CFDA 66.460

These grants are used to support salary and operating costs for central office personnel and district staff who provide information and educational services, technical assistance, consistency reviews, and interagency coordination resulting in the initiation and implementation of nonpoint source water pollution control plans and initiation of the Clean Water Neighbor program.

Actual FY 2024	Actual FY 2025	Actual FY 2026	Estimate FY 2027	Estimate FY 2028
3,160,022	3,511,293	4,104,929	3,649,728	3,475,557

123. 3896 – Preventing Maternal Deaths Fund **ALN/CFDA** 93.478

This grant enables KDHE to leverage existing infrastructure and strong partnerships to sustain and enhance the processes of the multi-disciplinary Kansas Maternal Mortality Review Committee. Clinical and non-clinical data related to the deaths of women while pregnant, at delivery, and up to one year after delivery will be reviewed on at least a quarterly basis to understand the circumstances surrounding each death, form recommendation to prevent deaths, and implement initiatives to improve outcomes.

Actual FY 2024	Actual FY 2025	Actual FY 2026	Estimate FY 2027	Estimate FY 2028
294,544	103,658	0	0	0

124. 3897 – Climate Pollution Reduction Grant Fund **ALN/CFDA 66.046**

The purpose of this grant is to support planning efforts by states, U.S. territories, municipalities, air pollution control agencies, tribes, and groups thereof to develop plans to reduce GHGs.

Actual FY 2024	Actual FY 2025	Actual FY 2026	Estimate FY 2027	Estimate FY 2028
237,839	284,408	348,248	160,974	152,919

125. 3901 – Advancing Health Equity for Diabetes Fund **ALN/CFDA 93.988**

This CDC grant will allow KDHE to build public health infrastructure by implementing evidence-based diabetes management and type 2 diabetes prevention strategies with an emphasis on reducing health disparities for priority populations and improving the capacity of diabetes workforce to address SDOH-related barriers.

Actual FY 2024	Actual FY 2025	Actual FY 2026	Estimate FY 2027	Estimate FY 2028
540,330	856,392	745,061	832,744	845,955

126. 3921 – KS Actions to Improve Oral Health Outcomes **ALN/CFDA 93.366**

This grant provides funding to support infrastructure as well as oral health programs conducted throughout the state through the development of priority strategies such as school sealant programs, support and increase community water fluoridation use and conduct oral health surveillance. It will allow for important programmatic strategies to decrease dental caries and oral health disparities.

Actual FY 2024	Actual FY 2025	Actual FY 2026	Estimate FY 2027	Estimate FY 2028
367,350	424,670	286,531	189,294	190,440

127. 3926 – Strengthening U.S. Public Health Infrastructure, Workforce, and Data Systems ALN/CFDA 93.967

This grant provides funding to support public health departments to maintain, improve, and modernize the approach to acquire, manage, share, and use data for public health action to more effectively detect, respond, prevent, and control diseases and conditions to protect the public health and safety of the American people.

Actual FY 2024	Actual FY 2025	Actual FY 2026	Estimate FY 2027	Estimate FY 2028
3,746,070	6,769,989	10,181,631	6,644,301	6,547,716

128. 3931 – Expanding COVID-19 Vaccination Fund ALN/CFDA 93.527

To develop and implement a comprehensive statewide program, All Hands on DECK (Drug Endangered Children in Kansas) which addresses substance use and misuse; promotes public safety; reduces overdose deaths; and supports access to prevention, harm-reduction, treatment, and recovery services in Kansas communities and multiple systems including the justice system. The goals of this project are to 1) improve identification of and response to drug endangered children in Kansas by providing training; increasing collaboration and multidisciplinary approaches; and implementing a robust subaward component; 2) increase awareness of drug endangered children in Kansas through development of a statewide media campaign; an increase in real-time data collection and dissemination; and integration of DEC awareness into existing initiatives like drug take back days; and 3) build the capacity of project partners to implement a statewide DEC initiative.

Actual FY 2024	Actual FY 2025	Actual FY 2026	Estimate FY 2027	Estimate FY 2028
109,105	24,095	0	0	0

129. 3933 - WISEWOMAN Fund CFDA ALN/CFDA 93.436

The Well-Integrated Screening and Evaluation for Women Across the Nation (WISEWOMAN) program extends preventive health services to achieve optimal cardiovascular health for women aged 35-64 who participate in the CDC-funded National Breast and Cervical Cancer Early Detection Program (NBCCEDP). The program helps participants understand and reduce their risk of CVD and benefit from early detection and treatment. With health

equity as a guiding principle, WISEWOMAN provides culturally informed risk factor screenings and program services that are mindful of the social determinants of health.

Actual FY 2024	Actual FY 2025	Actual FY 2026	Estimate FY 2027	Estimate FY 2028
192,951	335,156	492,071	476,154	495,692

130. 3934 – KS Coal Combustion Residuals State Permitting Program Fund ALN/CFDA 66.820

EPA awarded KDHE a grant to support the development and implementation of the Kansas Coal Combustion Residuals (CCR) permitting program. The grant period is 8/1/2023 to 9/30/2030. No matching funds are required.

Actual FY 2024	Actual FY 2025	Actual FY 2026	Estimate FY 2027	Estimate FY 2028
140,856	82,646	10,875	128,900	212,020

131. 3935 – School Based Services Grant Fund ALN/CFDA 93.771

This grant provides funding for the implementation, enhancement, and expansion of Medicaid and CHIP School-Based Services. The funding will be used to build the needed infrastructure to support state and local education agencies (LEAs) in implementing school-based services (SBS) to reach all eligible Medicaid-enrolled children.

Actual FY 2024	Actual FY 2025	Actual FY 2026	Estimate FY 2027	Estimate FY 2028
N/A	239,700	839,222	854,703	851,638

132. 3936 –School Based Data Collection Fund ALN 93.079

KS YRBS and Kansas Profiles is one source of youth population-based data for several public health indicators in Kansas. This paper-based survey is conducted every other year among sample-set of registered public schools in the state of Kansas. The KS YRBS survey data is collected in High School across the state of Kansas and the Kansas Profiles survey includes both High School and Middle School Administrators and Teachers.

Actual FY 2024	Actual FY 2025	Actual FY 2026	Estimate FY 2027	Estimate FY 2028
N/A	53,599	136,197	111,908	116,952

133. 3938 – Continuity of Care Fund **ALN/CFDA 93.694**

Continuity of Care strategies help keep Medicaid members connected to health care by helping them seek care in the appropriate settings and providing access to preventative care. This results in better health outcomes for the member and saves on costly emergency care and recidivism in correctional facilities for Kansas.

Actual FY 2024	Actual FY 2025	Actual FY 2026	Estimate FY 2027	Estimate FY 2028
N/A	N/A	5,377	0	0

134. 3939 – Rural Health Transformation Fund **ALN/CFDA 93.798**

The Rural Health Transformation Program (RHTP) Fund supports Kansas's federally funded initiative, awarded through the Centers for Medicare & Medicaid Services (CMS), to strengthen rural health care access, infrastructure and delivery systems across the state. The funding finances a portfolio of statewide programs organized around five core goals, including workforce development, telehealth and technology infrastructure, care coordination, emergency medical services and public health system capacity, administered by KDHE in partnership with state agencies, healthcare providers, and community organizations.

Actual FY 2024	Actual FY 2025	Actual FY 2026	Estimate FY 2027	Estimate FY 2028
N/A	N/A	4,663,333	223,362,082	223,389,693

135. 7265 – Natural Resources Damages Trust Fund

This fund, established by K.S.A. 75-5672, consists of funds obtained through settlements and or agreements to provide site-specific activities at the contaminated site to protect public health and the environment.

Actual FY 2024	Actual FY 2025	Actual FY 2026	Estimate FY 2027	Estimate FY 2028
1,426,811	2,787,506	733,583	1,124,949	1,127,207

136. 7269 – Volkswagen Mitigation Trust Fund

The VW Environmental Mitigation Trust is a fund allocated to benefit the State of Kansas. KDHE is the lead agency to act on behalf of the trust by implementing mobile source improvement projects that reduce NOx emissions.

Actual FY 2024	Actual FY 2025	Actual FY 2026	Estimate FY 2027	Estimate FY 2028
950,000	0	0	11,112,085	4,942

137. 7311 – Gifts, Grants and Donations Fund

These grants from private organizations provide funding in programs including Obesity Reduction, Community Health Promotion, Nutrition and Physical Activity, Early Detection Works Breast and Cervical Cancer Screenings, Oral Health Screening and Sealants, and Behavioral Risk Factor Surveillance System. Additional funding from the Kansas Health Foundation was granted to the Farmworker program to use in response to the current COVID-19 pandemic. No reporting is required for these one-time grant dollars. The Farmworker program is using this funding for vouchers with extenuating circumstances on a case-by-case basis. Technical assistance for regenerative Agriculture Peer Monitoring Programs.

Actual FY 2024	Actual FY 2025	Actual FY 2026	Estimate FY 2027	Estimate FY 2028
282,853	884,604	1,221,476	145,570	124,035

138. 7342 – Asbestos Remediation Fund

In the budget bill passes in 2020 for FY21, the legislature established a fund in which fees paid for asbestos services from the Department could be deposited and allocated from. The bureau of Air had a bill drafted that allows for this to be permeant.

Actual FY 2024	Actual FY 2025	Actual FY 2026	Estimate FY 2027	Estimate FY 2028
121,279	108,317	132,818	120,421	120,421

139. 7366 – Special Bequest Fund -- Health

This fund, established by K.S.A. 75-5644, receives funds from trust funds that have named KDHE as partial beneficiaries of the trust. Most of the expenditures from this fund are for medical services, medical equipment, and pharmaceuticals for children enrolled in the Kansas Special Health Care Needs (SHCN) Program. This fund is a gap filling measure for services, medical equipment, and pharmaceuticals that are not covered under the SHCN program and that will improve the quality of life for the child and family.

Actual FY 2024	Actual FY 2025	Actual FY 2026	Estimate FY 2027	Estimate FY 2028
61,618	54,748	32,393	50,600	50,600

140. 7396 – Environmental Stewardship Program

The Environmental Stewardship Fund was created in K.S.A. 65-34,117 to take whatever emergency action necessary or appropriate in response to an environmental threat to public health or safety; allow state-led programs to investigate, monitor, remediate and perform long-term care actions; provide state matching funds and long-term care actions at federal remedial actions; and provide for the administrative, personnel and contractual service expenses incurred in undertaking the provisions of the Program. At any time when environmental assurance fee moneys are not required to be credited to either the underground fund, the aboveground fund or the UST redevelopment fund, the money shall be credited to the environmental stewardship fund. If the unobligated principal balance of the environmental stewardship fund is equal to $2,000,000 or less, the money shall be credited to the environmental stewardship fund until the unobligated principal balance of the environmental stewardship fund equals or exceeds $5,000,000 or until the underground fund, the aboveground fund or the UST redevelopment fund require money.

Actual FY 2024	Actual FY 2025	Actual FY 2026	Estimate FY 2027	Estimate FY 2028
8,189,480	3,762,735	3,835,493	5,262,569	5,262,569

141. 7397 – Kansas UST Redevelopment Fund

K.S.A. 65-34,133 et seq. - Petroleum Storage Tank Act. Petroleum Wholesale Distributors of either Kansas refined- or imported- gasoline and related products are assessed a $.01 per gallon fee which goes into the Fund (7397) to use to assist owners of Underground Storage Tanks with the cost of upgrading their facilities to meet the requirements of 40 CFR 112 and associated administrative costs. Interest on the cash in the state treasury is allocated to the funds.

Actual FY 2024	Actual FY 2025	Actual FY 2026	Estimate FY 2027	Estimate FY 2028
2,932,816	1,311,490	262,378	1,502,227	1,502,227

142. 7398 – Above Ground Petroleum Storage Tank Release Trust Fund

K.S.A. 65-34,117, 129 et seq.- Petroleum Storage Tank Act. Petroleum Wholesale Distributors of either Kansas refined- or imported- gasoline and related products are assessed a $.01 per gallon fee which goes into the Fund (7398) to use for reimbursement of owners and operators of aboveground

petroleum storage tanks for the cleanup of contamination caused by these tanks and associated administrative costs. Moneys in the Funds cannot be used for any other purposes other than that authorized in the statute. Interest on the cash in the state treasury is allocated to the fund.

Actual FY 2024	Actual FY 2025	Actual FY 2026	Estimate FY 2027	Estimate FY 2028
646,676	234,343	4,027,343	1,636,120	1,636,120

143. 7399 – Underground Petroleum Storage Tank Release Trust Fund

K.S.A. 65-34,117, 114 et seq. - Petroleum Storage Tank Act. Petroleum Wholesale Distributors of either Kansas refined- or imported- gasoline and related products are assessed a $.01 per gallon fee which goes into the Fund (7399) to use for reimbursement of owners and operators of underground petroleum storage tanks for the cleanup of contamination caused by these tanks and associated administrative costs. Moneys in the Funds cannot be used for any other purposes other than that authorized in the statute. Interest on the cash in the state treasury is allocated to the fund.

Actual FY 2024	Actual FY 2025	Actual FY 2026	Estimate FY 2027	Estimate FY 2028
11,496,446	18,347,647	14,925,860	14,923,317	14,923,317

144. 7402 – Risk Management Program

The Risk Management Program Act was passed in the 2015 legislative session. The Risk Management Program (RMP) provides a mechanism for the long-term care and management of low-risk, low-priority sites, following source reduction and complete delineation of any associated environmental contamination, that are not able to meet site closure or no further action requirements. The RMP will be funded by moneys collected from one-time payments; gifts, grants, reimbursements, or appropriations from any source intended to be used for purposes of the Fund; and interest attributable to the investment of moneys in the Fund. RMP funds may be used: to review risk management applications; for oversight of risk management plan requirements; for implementation of the risk management plan upon failure of the participant; and for development, operation, and maintenance of the risk management plan tracking system. RMP funds may also be used for activities performed by the Secretary to address immediate or emergency threats to human health or the environment related to properties subject to risk management plans and administration and enforcement of the provisions of the Act.

Actual FY 2024	Actual FY 2025	Actual FY 2026	Estimate FY 2027	Estimate FY 2028
0	60,000	0	20,000	20,000

145. 7407 – Dry Cleaning Facility Release Trust Fund

The Kansas Drycleaner Environmental Response Act, K.S.A. 65-34,146, et seq, provides for payment of certain costs of remediation of pollution from dry cleaning activities. The bill establishes an environmental surcharge on gross receipts received from dry cleaning or laundering services and a fee on dry cleaning solvents.

Actual FY 2024	Actual FY 2025	Actual FY 2026	Estimate FY 2027	Estimate FY 2028
764,114	721,476	628,768	704,786	704,786

146. 7527 – Contaminated Property Redevelopment Fund

The Contaminated Property Redevelopment Act, K.S.A. 65-34,177 et seq, authorizes KDHE to issue Certificates of Environmental Liability Release (CELR) to eligible prospective purchasers of contaminated properties. The act establishes a fund were moneys collected from CELR application fees, the federal brownfields program, penalties collected pursuant to this act, interest attributable to the investment of moneys in the fund, and repayment of any brownfield loan are deposited.

Actual FY 2024	Actual FY 2025	Actual FY 2026	Estimate FY 2027	Estimate FY 2028
54,290	52,586	81,318	62,731	62,731

147. 7530/7960 – Kansas Water Pollution Control Revolving Loan Program ALN/CFDA 66.458

This grant provides funds for the Kansas Water Pollution Control Revolving Loan Fund Program for low interest loans to municipalities for water pollution control projects, established by K.S.A. 65-3322. States must provide at least a 20.0 percent match. This is a continuing program which provides economic benefit to local units of government through federal dollars, capitalizing the Fund, which allows low interest loans to these municipalities. This program was supplemented by ARRA (Feb. 09) to direct recovery and reinvestment funds to water quality projects.

148. 7961 – Kansas Water Pollution Control Revolving Loan Fund Surcharge Account

The Kansas Water Pollution Control Revolving Fund (KWPCRF) is a way for KDHE to help communities finance needed water pollution control projects, established by K.S.A. 65-3322. As part of the program, loan repayments are returned to the fund to "revolve" for use by other Kansas communities. The fund's "seed" money is provided by EPA through an act of Congress. States must provide a minimum 20.0 percent match. A

portion (0.25 percent) of the repayments are utilized to establish a fund to assist in the overall administration of the program and in the future, when EPA no longer provides "seed" money, will be the sole source of revenue for the necessary program administration.

149. 7969/7968 – Kansas Public Water Supply Loan Fund **ALN/CFDA 66.468**

The Kansas Public Water Supply Loan Fund (KPWSLF) is a way for KDHE to help communities finance needed public water supply projects, established by K.S.A. 65-163e. As part of the program, loan repayments are returned to the fund to "revolve" for use by other Kansas communities. The fund's "seed" money is provided by EPA through an act of Congress. States must provide a minimum 20.0 percent match. A portion (0.35 percent) of the repayments are utilized to establish a fund to assist in the overall administration of the program and in the future, when EPA no longer provides "seed" money, will be the sole source of revenue for the necessary program administration. This fund is also a grant source, providing funds for the Kansas Public Water Supply Loan Fund Program for low interest loans to municipalities for water pollution control projects. This is a continuing program which provides economic benefit to public water suppliers through federal dollars, capitalizing the Fund, which allows low interest loans to be made.

Narrative Information—DA 400

Division of the Budget — Agency: Department of Health and Environment

State of Kansas — Program: Administration 01000

Overview of Administration

The Administration program provides the central management and administrative support functions of KDHE. The program includes the **Secretary's Office**, which sets agency policy and coordinates operations in order to carry out statutory mandates. The **Office of Legal Services**, which supports all program areas in the enforcement of health and environmental laws and regulations. The **Division of Management and Budget** provides financial and strategic planning support services to all programs in the Department. Financial services include budget development, grant management, maintenance of accounts and reports, central reporting, and execution of all financial transactions. The **Office of Communications** supplies written, oral, and visual communications services to convey KDHE's program objectives to internal and external audiences. The **Office of Information Technology Services** is under the Kansas Executive Chief Information Technology Officer and activities are coordinated through the KDHE OITS staff to maintain agency information technology, from hardware and basic desktop applications to vendor produced or internally produced specialty programming. Internal computer training and network safety are also conducted by OITS. Funding for the OITS staff and technology acquisition and maintenance is represented in the KDHE budget. The Agency also confers with the **Office of Personnel Services** staff from the Department of Administration on all KDHE personnel transactions, such as recruitment and selection, employment management, benefit administration, classification and workforce planning, examination and certification of qualified candidates, employee relations, and Equal Employment Opportunity and affirmative action program implementation.

Goal #1: The primary goal of the Office of the Secretary is to execute the authority and responsibility of the Secretary and provide administration and support services to the program areas so that the Department can provide efficient and effective services to the citizens of Kansas.

Objective # 1: Direct the services that the agency provides to the citizens of Kansas to protect the public's health and the environment in a positive, helpful, and customer-oriented manner.

Strategy for Objective #1:

1. Provide technical, management, and customer service training to both agency employees and to entities that are associated with health care and environmental protection.

Objective # 2: Develop quality business processes to improve productivity and efficiency.

Strategies for Objective #2:

1. Conduct a complete data integration study to determine the best use of agency resources as they relate to business processes.
2. Implement performance-based standards for all employees.
3. Continuously review current business practices to identify opportunities for better turnaround times and better customer experiences.

Goal #2: The goal of the Office of Information Technology Services is to provide automated systems, tools and training to enable KDHE staff to efficiently meet business and program objectives. Systems must comply with the States and agency's standard systems architecture and State and Federal partner security requirements. Data must be structured relationally; platforms must allow efficient data sharing and should be hosted in cloud environments with robust failover and disaster recovery capabilities.

Objective #1: Acquire and become proficient in the latest technologies for software development.

Strategies for Objective #1:

1. Evaluate, select, acquire and standardize agency technologies.
2. Train IS staff in technology usage.
3. Implement new system requests utilizing cloud technology.
4. Convert existing systems to meet agency standard architecture.

Goal #3: The goal of the Office of Legal Services is to provide quality legal services, in an efficient, cost-effective manner. Increasing public health and environmental concerns have led to increasing regulatory oversight and enforcement. Concurrently, greater demands have been made on legal staff to support these functions.

Objective #1: To provide the highest quality legal services, efficiently and effectively, to enable the Department of Health and Environment to carry out its statutory mandate to protect the public health of the people of Kansas and the environment.

EXPENDITURE JUSTIFICATION

Account Code 51000: Salaries and Wages

	FY27	FY28
State General Fund	5,015,768	5,281,380
Agency Fee Funds	8,022,728	8,452,269
Federal Funds	3,799,564	4,008,094
Trust Funds	137,134	144,727
Total	16,975,194	17,886,470

Summary: The Administration program requests funding for 163.00 FTE and 5.97 Non-FTE.

FY27: Salaries and wages, including approved salary increases, are calculated in accordance with Division of Budget guidelines and cost indices and include longevity bonuses.

FY28: Staffing continues at the same level as FY27. Salaries and wages are calculated in accordance with Division of Budget guidelines and cost indices and include longevity bonuses.

Account Code 52000 – 52900: Contractual Services

	FY27	FY28
State General Fund	6,333,875	5,779,380
Agency Fee Funds	10,275,476	9,232,074
Federal Funds	11,361,561	11,361,561
Total	27,970,912	26,373,015

Summary: The largest expenditure groups in this category are for rents and security, the capital surcharges for the agency, Data Center as a Service, the OITS Service Desk, Cyber Security, the Cloud, and the Accounting, Payroll, and Budget System (APB). The remaining funds are budgeted for postage, communication costs, travel, and fees for professional services.

Account Code 53000 – 53900: Commodities

	FY27	FY28
State General Fund	65,045	40,045
Agency Fee Funds	1,000	1,000
Federal Funds	3,299	3,299
Total	69,344	44,344

Summary: This amount will allow for the purchase of audiovisuals, specialized brochures, office stationery and supplies, and normal office items necessary to continue operations involving issue papers, fiscal impact statements, tracking legislation, and answering numerous legislative, gubernatorial, and citizen requests for information.

Account Code 54000: Capital Outlay

	FY27	FY28
State General Fund	25,856	25,856
Agency Fee Funds	6,000	6,000
Federal Funds	2,069	2,069
Total	33,925	33,925

Summary: The majority of the expenditures in this category are for projected replacement of information technology items and system upgrades in the Office of Information Technology Services.

Account Code 55000: Aid to Local

	FY27	FY28
Federal Funds	212,977,212	212,977,212
Total	212,977,212	212,977,212

Summary: The expenditures in this category are for Aid to Local payments from the Rural Health Transformation Program federal grant.

406/410 series report

Dept. Name: Administration
Agency Name: Health & Environment--Health
Agency Reporting Level: 00
Version: 2028-A-02-00264

Date: 09/04/2026
Time: 08:01:37

Division of the Budget
KANSAS

Obj. Code	OBJECTS OF EXPENDITURE	FY 2026 Actuals	FY 2027 Adjusted Budget Request	FY 2028 Adjusted Budget Request	null	null	null
	Salaries and Wages	14,176,560	17,009,693	17,923,051	0	0	0
519990	SHRINKAGE	0	(34,499)	(36,581)	0	0	0
	TOTAL Salaries and Wages	**14,176,560**	**16,975,194**	**17,886,470**	**0**	**0**	**0**
52000	Communication	310,952	616,900	616,900	0	0	0
52100	Freight and Express	27,130	15,900	15,900	0	0	0
52200	Printing and Advertising	3,134	3,400	3,400	0	0	0
52300	Rents	9,764,799	4,448,133	4,790,731	0	0	0
52400	Reparing and Servicing	417,856	693,083	428,770	0	0	0
52500	Travel and Subsistence	49,315	36,012	36,012	0	0	0
52510	InState Travel and Subsistence	22,745	31,349	31,349	0	0	0
52520	Out of State Travel and Subsis	33,027	19,250	19,250	0	0	0
52600	Fees-other Services	6,988,127	6,949,245	5,274,062	0	0	0
52700	Fee-Professional Services	11,308,634	15,071,040	15,070,041	0	0	0
52800	Utilities	3,662	3,800	3,800	0	0	0
52900	Other Contractual Services	93,674	82,800	82,800	0	0	0
	TOTAL Contractual Services	**29,023,055**	**27,970,912**	**26,373,015**	**0**	**0**	**0**
53000	Clothing	540	550	550	0	0	0
53200	Food for Human Consumption	955	500	500	0	0	0
53400	Maint Constr Material Supply	2,389	2,375	2,375	0	0	0
53500	Vehicle Part Supply Accessory	5,005	4,000	4,000	0	0	0
53600	Pro Science Supply Material	2,468	2,200	2,200	0	0	0
53700	Office and Data Supplies	21,970	38,158	23,158	0	0	0
53900	Other Supplies and Materials	14,728	21,561	11,561	0	0	0
	TOTAL Commodities	**48,055**	**69,344**	**44,344**	**0**	**0**	**0**
	TOTAL Capital Outlay	**41,593**	**33,925**	**33,925**	**0**	**0**	**0**
	SUBTOTAL State Operations	**43,289,263**	**45,049,375**	**44,337,754**	**0**	**0**	**0**
55200	Claims	98,960,982	212,977,212	212,977,212	0	0	0
	TOTAL Other Assistance	**98,960,982**	**212,977,212**	**212,977,212**	**0**	**0**	**0**
	TOTAL REPORTABLE EXPENDITURES	**142,250,245**	**258,026,587**	**257,314,966**	**0**	**0**	**0**
77300	Transfers	315,938	150,000	150,000	0	0	0
	TOTAL Non-Expense Items	**315,938**	**150,000**	**150,000**	**0**	**0**	**0**
	TOTAL EXPENDITURES	**142,566,183**	**258,176,587**	**257,464,966**	**0**	**0**	**0**

ADM

406/410 series report

Dept. Name: Administration
Agency Name: Health & Environment--Health
Agency Reporting Level: 00
Version: 2028-A-02-00264

Date: 09/04/2026
Time: 08:01:37

Division of the Budget
KANSAS

Series	Fund Code	FUND/ACCOUNT TITLE	FY 2026 Actuals	FY 2027 Adjusted Budget Request	FY 2028 Adjusted Budget Request	null	null	null
1	1000	0010 OPERATING EXPENDITURES	722,542	1,164,233	1,227,772	0	0	0
1	1000	0202 OPERATING EXP-INCLD OFF HOS	3,012,196	3,528,186	3,712,533	0	0	0
1	1000	0270 OP EXP-INCLD OFF HOS-HLTH	166,992	170,796	180,399	0	0	0
1	1000	0290 LABORATORY	19,952	23,742	24,668	0	0	0
1	1000	0680 TOBACCO CESSATION PROGRAM	22,903	51,134	53,970	0	0	0
1	1000	1550 Child abuse review and evaluation	69,875	77,677	82,038	0	0	0
1	**1000**	**1000 SUBTOTAL for 1000's**	**4,014,460**	**5,015,768**	**5,281,380**	**0**	**0**	**0**
1	2020	2830 AIR QUALITY FF	92,184	102,697	108,817	0	0	0
1	**2020**	**2020 SUBTOTAL for 2020's**	**92,184**	**102,697**	**108,817**	**0**	**0**	**0**
1	2027	2027 2027 KANSAS NEWBORN SCREENING	78,245	78,788	82,918	0	0	0
1	**2027**	**2027 SUBTOTAL for 2027's**	**78,245**	**78,788**	**82,918**	**0**	**0**	**0**
1	2161	2161 2161 OFFICE OF LABORATORY SVCS OPER	47,044	48,753	51,391	0	0	0
1	**2161**	**2161 SUBTOTAL for 2161's**	**47,044**	**48,753**	**51,391**	**0**	**0**	**0**
1	2271	2075 SOLID WASTE MANAGEMENT FD	88,815	139,692	146,334	0	0	0
1	**2271**	**2271 SUBTOTAL for 2271's**	**88,815**	**139,692**	**146,334**	**0**	**0**	**0**
1	2288	2120 VOLUNTARY CLEANUP FD	6,079	6,179	6,495	0	0	0
1	**2288**	**2288 SUBTOTAL for 2288's**	**6,079**	**6,179**	**6,495**	**0**	**0**	**0**
1	2289	2140 LEAD BASED PAINT HAZARD FF	21,112	21,607	22,817	0	0	0
1	**2289**	**2289 SUBTOTAL for 2289's**	**21,112**	**21,607**	**22,817**	**0**	**0**	**0**
1	2291	2295 CIVIL REG & HLTH STATS FF	75,677	112,339	118,407	0	0	0
1	**2291**	**2291 SUBTOTAL for 2291's**	**75,677**	**112,339**	**118,407**	**0**	**0**	**0**
1	2391	2391 2391 ASSOCIATION ASST FLAN FD	0	26,633	27,988	0	0	0
1	**2391**	**2391 SUBTOTAL for 2391's**	**0**	**26,633**	**27,988**	**0**	**0**	**0**
1	2415	2280 NUCLEAR SFTY EMER PREP SP REV	8,234	8,377	8,830	0	0	0
1	**2415**	**2415 SUBTOTAL for 2415's**	**8,234**	**8,377**	**8,830**	**0**	**0**	**0**
1	2505	2250 HEALTH FACILITIES REVIEW FD	4,029	3,088	3,247	0	0	0
1	**2505**	**2505 SUBTOTAL for 2505's**	**4,029**	**3,088**	**3,247**	**0**	**0**	**0**
1	2513	2230 TRAUMA FD	0	10,804	11,408	0	0	0
1	**2513**	**2513 SUBTOTAL for 2513's**	**0**	**10,804**	**11,408**	**0**	**0**	**0**
1	2531	2530 RADIATION CONTROL OPS FDF	38,331	36,899	38,893	0	0	0
1	**2531**	**2531 SUBTOTAL for 2531's**	**38,331**	**36,899**	**38,893**	**0**	**0**	**0**
1	2635	2820 WASTE TIRE MANAGEMENT FD	2,094	2,234	2,377	0	0	0
1	**2635**	**2635 SUBTOTAL for 2635's**	**2,094**	**2,234**	**2,377**	**0**	**0**	**0**
1	2662	2435 ERF-EMER/ENV RESP NSPEC ST-ENV	26,927	27,595	29,047	0	0	0
1	**2662**	**2662 SUBTOTAL for 2662's**	**26,927**	**27,595**	**29,047**	**0**	**0**	**0**
1	2798	2798 2798 WATER PROGRAM MANAGEMENT FD	40,064	47,854	50,645	0	0	0
1	**2798**	**2798 SUBTOTAL for 2798's**	**40,064**	**47,854**	**50,645**	**0**	**0**	**0**
1	2911	2720 SPNSD PRJ OH FD-ENV-FRM FF	1,023,324	3,584,701	3,777,385	0	0	0
1	**2911**	**2911 SUBTOTAL for 2911's**	**1,023,324**	**3,584,701**	**3,777,385**	**0**	**0**	**0**
1	2912	2710 SPNSD PRJ OH FD-HLTH-FRM FF	5,471,378	3,764,488	3,965,270	0	0	0
1	**2912**	**2912 SUBTOTAL for 2912's**	**5,471,378**	**3,764,488**	**3,965,270**	**0**	**0**	**0**
1	3028	3450 CHILD CARE/DEV BLK GRT FDF	64,929	27,051	28,659	0	0	0
1	**3028**	**3028 SUBTOTAL for 3028's**	**64,929**	**27,051**	**28,659**	**0**	**0**	**0**
1	3031	3640 OFFICE OF RURAL HEALTH FDF	4,447	13,529	14,240	0	0	0

ADM

406/410 series report

Dept. Name: Administration
Agency Name: Health & Environment--Health
Agency Reporting Level: 00
Version: 2028-A-02-00264

Date: 09/04/2026
Time: 08:01:37

Division of the Budget
KANSAS

Series	Fund Code	FUND/ACCOUNT TITLE	FY 2026 Actuals	FY 2027 Adjusted Budget Request	FY 2028 Adjusted Budget Request	null	null	null
1	**3031**	**3031 SUBTOTAL for 3031's**	**4,447**	**13,529**	**14,240**	**0**	**0**	**0**
1	3064	3062 MEDICARE FUND	4,029	17,502	18,397	0	0	0
1	**3064**	**3064 SUBTOTAL for 3064's**	**4,029**	**17,502**	**18,397**	**0**	**0**	**0**
1	3069	3070 MIGRANT HEALTH PRG FDF	3,628	0	0	0	0	0
1	**3069**	**3069 SUBTOTAL for 3069's**	**3,628**	**0**	**0**	**0**	**0**	**0**
1	3070	3080 VENEREAL DISEASE CTRL PRJ FDF	10,135	18,531	19,481	0	0	0
1	**3070**	**3070 SUBTOTAL for 3070's**	**10,135**	**18,531**	**19,481**	**0**	**0**	**0**
1	3071	4610 DP&HP-TUBERCULOSIS PREVNT GRNT	10,136	18,530	19,479	0	0	0
1	**3071**	**3071 SUBTOTAL for 3071's**	**10,136**	**18,530**	**19,479**	**0**	**0**	**0**
1	3077	3103 WOMEN/INFNT/CHLD HLTH-ST OP	44,304	99,379	105,038	0	0	0
1	**3077**	**3077 SUBTOTAL for 3077's**	**44,304**	**99,379**	**105,038**	**0**	**0**	**0**
1	3150	3350 BREST/CERV CNCR PRG/DET FDF	21,111	36,374	38,324	0	0	0
1	3150	3360 B&CC PRG-COMPREHENSIVE CANCER	5,590	8,276	8,783	0	0	0
1	3150	3885 COLLAB APP-CHRNC DIS-BRFSS	2,650	3,885	4,099	0	0	0
1	3150	3888 EPI/LAB CAPACITY-INFECT DIS	4,539	0	0	0	0	0
1	**3150**	**3150 SUBTOTAL for 3150's**	**33,890**	**48,535**	**51,206**	**0**	**0**	**0**
1	3248	3246 FEDERAL AIR SECTION 103	1,592	0	0	0	0	0
1	**3248**	**3248 SUBTOTAL for 3248's**	**1,592**	**0**	**0**	**0**	**0**	**0**
1	3293	3293 3293 PRIMARY CARE OFFICES	834	0	0	0	0	0
1	**3293**	**3293 SUBTOTAL for 3293's**	**834**	**0**	**0**	**0**	**0**	**0**
1	3294	3294 3294 INJURY INTERVENTION	56,924	56,494	59,734	0	0	0
1	**3294**	**3294 SUBTOTAL for 3294's**	**56,924**	**56,494**	**59,734**	**0**	**0**	**0**
1	3298	3298 3298 RURAL HOSPITAL FLEX PRG	7,710	5,402	5,704	0	0	0
1	**3298**	**3298 SUBTOTAL for 3298's**	**7,710**	**5,402**	**5,704**	**0**	**0**	**0**
1	3328	3310 RYAN WHITE TITLE II FDF	0	14,412	15,151	0	0	0
1	3328	3311 RYAN WHITE CARE ACT-TTL II	28,752	29,972	31,621	0	0	0
1	**3328**	**3328 SUBTOTAL for 3328's**	**28,752**	**44,384**	**46,772**	**0**	**0**	**0**
1	3329	3319 HOMELAND SECURITY/PREP	165,287	162,363	171,129	0	0	0
1	**3329**	**3329 SUBTOTAL for 3329's**	**165,287**	**162,363**	**171,129**	**0**	**0**	**0**
1	3372	3150 IMMUNIZATION GRANT FDF	65,947	58,878	62,089	0	0	0
1	**3372**	**3372 SUBTOTAL for 3372's**	**65,947**	**58,878**	**62,089**	**0**	**0**	**0**
1	3392	3392 3392 SMALL HOSPITAL IMPV PRG	5,306	5,401	5,704	0	0	0
1	**3392**	**3392 SUBTOTAL for 3392's**	**5,306**	**5,401**	**5,704**	**0**	**0**	**0**
1	3398	3398 3398 HOSPITAL BIOTERRORISM PREP	69,026	53,353	56,300	0	0	0
1	**3398**	**3398 SUBTOTAL for 3398's**	**69,026**	**53,353**	**56,300**	**0**	**0**	**0**
1	3414	0441 MED ASST FDF-MED ADMIN	672,052	1,156,357	1,219,213	0	0	0
1	**3414**	**3414 SUBTOTAL for 3414's**	**672,052**	**1,156,357**	**1,219,213**	**0**	**0**	**0**
1	3424	0542 CHIP ADMIN	77,829	144,186	152,016	0	0	0
1	**3424**	**3424 SUBTOTAL for 3424's**	**77,829**	**144,186**	**152,016**	**0**	**0**	**0**
1	3459	3459 3459 UNIVERSAL NEWBORN HRNG SCRNG	2,805	2,980	3,169	0	0	0
1	**3459**	**3459 SUBTOTAL for 3459's**	**2,805**	**2,980**	**3,169**	**0**	**0**	**0**
1	3503	3503 3503 AFFRD CARE ACT-HOME VSTNG PRG	17,476	7,448	7,922	0	0	0
1	**3503**	**3503 SUBTOTAL for 3503's**	**17,476**	**7,448**	**7,922**	**0**	**0**	**0**
1	3516	3171 IDEA INFANT TODDLER-PRT C	12,601	23,324	24,648	0	0	0

ADM

406/410 series report

Dept. Name: Administration
Agency Name: Health & Environment--Health
Agency Reporting Level: 00
Version: 2028-A-02-00264

Date: 09/04/2026
Time: 08:01:37

Division of the Budget
KANSAS

Series	Fund Code	FUND/ACCOUNT TITLE	FY 2026 Actuals	FY 2027 Adjusted Budget Request	FY 2028 Adjusted Budget Request	null	null	null
1	**3516**	**3516 SUBTOTAL for 3516's**	**12,601**	**23,324**	**24,648**	**0**	**0**	**0**
1	3598	3598 3598 KANSAS TOBACCO CONTROL PROGRAM	27,053	0	0	0	0	0
1	**3598**	**3598 SUBTOTAL for 3598's**	**27,053**	**0**	**0**	**0**	**0**	**0**
1	3599	3599 3599 Colorectal Cancer Screening	14,373	0	0	0	0	0
1	**3599**	**3599 SUBTOTAL for 3599's**	**14,373**	**0**	**0**	**0**	**0**	**0**
1	3603	3603 3603 Dibetes&Hrt Dis &Strk Pvntn	12,253	20,676	21,883	0	0	0
1	**3603**	**3603 SUBTOTAL for 3603's**	**12,253**	**20,676**	**21,883**	**0**	**0**	**0**
1	3607	3607 3607 ALZHEIMERS ASSN INCLUSION FY19	16,368	9,538	10,093	0	0	0
1	**3607**	**3607 SUBTOTAL for 3607's**	**16,368**	**9,538**	**10,093**	**0**	**0**	**0**
1	3614	3200 PREV HLTH/HLTH SVC BLK GRT FDF	73,135	96,833	102,045	0	0	0
1	**3614**	**3614 SUBTOTAL for 3614's**	**73,135**	**96,833**	**102,045**	**0**	**0**	**0**
1	3616	3210 MAT/CHLD HLTH SVC BLK BRNT FDF	126,927	90,457	95,795	0	0	0
1	**3616**	**3616 SUBTOTAL for 3616's**	**126,927**	**90,457**	**95,795**	**0**	**0**	**0**
1	3622	3271 KS TTL X-FMLY PLNG SVCS PRG	15,414	26,303	27,816	0	0	0
1	**3622**	**3622 SUBTOTAL for 3622's**	**15,414**	**26,303**	**27,816**	**0**	**0**	**0**
1	3660	3660 3660 KS Enviro Health Capacity Prog	29,026	27,369	28,750	0	0	0
1	**3660**	**3660 SUBTOTAL for 3660's**	**29,026**	**27,369**	**28,750**	**0**	**0**	**0**
1	3704	3704 3704 FALLS PREV	4,158	0	0	0	0	0
1	**3704**	**3704 SUBTOTAL for 3704's**	**4,158**	**0**	**0**	**0**	**0**	**0**
1	3705	3705 3705 SELF-MNGMT ED FUND	4,281	0	0	0	0	0
1	**3705**	**3705 SUBTOTAL for 3705's**	**4,281**	**0**	**0**	**0**	**0**	**0**
1	3740	3521 HIV PRVNT PRJS	17,517	17,800	18,804	0	0	0
1	3740	3524 CHW HIV REACH	33,290	19,078	20,189	0	0	0
1	**3740**	**3740 SUBTOTAL for 3740's**	**50,807**	**36,878**	**38,993**	**0**	**0**	**0**
1	3901	3901 3901 ADV HLTH EQUITY FOR DIABETE FD	4,618	8,275	8,783	0	0	0
1	**3901**	**3901 SUBTOTAL for 3901's**	**4,618**	**8,275**	**8,783**	**0**	**0**	**0**
1	3921	3921 3921 KS ACT IMP ORALHLTH OUTCOME FD	19,292	19,954	21,100	0	0	0
1	**3921**	**3921 SUBTOTAL for 3921's**	**19,292**	**19,954**	**21,100**	**0**	**0**	**0**
1	3926	3926 3926 STRENGTHEN US PUBLIC HEALTH FD	1,186,804	1,371,142	1,446,479	0	0	0
1	**3926**	**3926 SUBTOTAL for 3926's**	**1,186,804**	**1,371,142**	**1,446,479**	**0**	**0**	**0**
1	3933	3933 3933 WISEWOMAN FUND	9,872	13,676	14,485	0	0	0
1	**3933**	**3933 SUBTOTAL for 3933's**	**9,872**	**13,676**	**14,485**	**0**	**0**	**0**
1	3939	3939 3939 Rural Hlth Transfrm FD	29,709	149,335	157,553	0	0	0
1	**3939**	**3939 SUBTOTAL for 3939's**	**29,709**	**149,335**	**157,553**	**0**	**0**	**0**
1	7399	7060 UDRGRD PETRO STG TNK REL TRST	91,123	71,998	75,956	0	0	0
1	**7399**	**7399 SUBTOTAL for 7399's**	**91,123**	**71,998**	**75,956**	**0**	**0**	**0**
1	7407	7250 DRYCLEANING FAC REL TRST FD	10,707	11,118	11,728	0	0	0
1	**7407**	**7407 SUBTOTAL for 7407's**	**10,707**	**11,118**	**11,728**	**0**	**0**	**0**
1	7961	8400 KWPC SURCHG SERVICE FEES	15,904	16,205	17,113	0	0	0
1	**7961**	**7961 SUBTOTAL for 7961's**	**15,904**	**16,205**	**17,113**	**0**	**0**	**0**
1	7969	8600 KPWS SURCHRG SERVICE FEES	37,100	37,813	39,930	0	0	0
1	**7969**	**7969 SUBTOTAL for 7969's**	**37,100**	**37,813**	**39,930**	**0**	**0**	**0**
		1992 TOTAL Salaries and Wages	**14,176,560**	**17,009,693**	**17,923,051**	**0**	**0**	**0**
10	3028	3450 CHILD CARE/DEV BLK GRT FDF	0	(27,051)	(28,659)	0	0	0

ADVI

406/410 series report

Dept. Name: Administration
Agency Name: Health & Environment--Health
Agency Reporting Level: 00
Version: 2028-A-02-00264

Date: 09/04/2026
Time: 08:01:37

Division of the Budget
KANSAS

Series	Fund Code	FUND/ACCOUNT TITLE	FY 2026 Actuals	FY 2027 Adjusted Budget Request	FY 2028 Adjusted Budget Request	null	null	null
10	**3028**	**3028 SUBTOTAL for 3028's**	**0**	**(27,051)**	**(28,659)**	**0**	**0**	**0**
10	3503	3503 3503 AFFRD CARE ACT-HOME VSTNG PRG	0	(7,448)	(7,922)	0	0	0
10	**3503**	**3503 SUBTOTAL for 3503's**	**0**	**(7,448)**	**(7,922)**	**0**	**0**	**0**
		2012 TOTAL Shrinkage	**0**	**(34,499)**	**(36,581)**	**0**	**0**	**0**
2	1000	0010 OPERATING EXPENDITURES	976,567	2,593,050	2,593,050	0	0	0
2	1000	0202 OPERATING EXP-INCLD OFF HOS	2,933,816	3,740,825	3,186,330	0	0	0
2	1000	0270 OP EXP-INCLD OFF HOS-HLTH	781,992	0	0	0	0	0
2	1000	0290 LABORATORY	3,931	0	0	0	0	0
2	1000	0680 TOBACCO CESSATION PROGRAM	39	0	0	0	0	0
2	**1000**	**1000 SUBTOTAL for 1000's**	**4,696,345**	**6,333,875**	**5,779,380**	**0**	**0**	**0**
2	2027	2027 2027 KANSAS NEWBORN SCREENING	156	0	0	0	0	0
2	**2027**	**2027 SUBTOTAL for 2027's**	**156**	**0**	**0**	**0**	**0**	**0**
2	2325	2325 2325 Right to Know Fee Fund	178,160	0	0	0	0	0
2	**2325**	**2325 SUBTOTAL for 2325's**	**178,160**	**0**	**0**	**0**	**0**	**0**
2	2395	0110 MEDICAL PROGRAMS FF	816,439	1,500,000	1,500,000	0	0	0
2	**2395**	**2395 SUBTOTAL for 2395's**	**816,439**	**1,500,000**	**1,500,000**	**0**	**0**	**0**
2	2911	2720 SPNSD PRJ OH FD-ENV-FRM FF	1,814,270	4,335,088	3,813,387	0	0	0
2	**2911**	**2911 SUBTOTAL for 2911's**	**1,814,270**	**4,335,088**	**3,813,387**	**0**	**0**	**0**
2	2912	2710 SPNSD PRJ OH FD-HLTH-FRM FF	10,397,205	4,440,388	3,918,687	0	0	0
2	**2912**	**2912 SUBTOTAL for 2912's**	**10,397,205**	**4,440,388**	**3,918,687**	**0**	**0**	**0**
2	3028	3450 CHILD CARE/DEV BLK GRT FDF	291	0	0	0	0	0
2	**3028**	**3028 SUBTOTAL for 3028's**	**291**	**0**	**0**	**0**	**0**	**0**
2	3071	4610 DP&HP-TUBERCULOSIS PREVNT GRNT	10	0	0	0	0	0
2	**3071**	**3071 SUBTOTAL for 3071's**	**10**	**0**	**0**	**0**	**0**	**0**
2	3077	3103 WOMEN/INFNT/CHLD HLTH-ST OP	42	0	0	0	0	0
2	**3077**	**3077 SUBTOTAL for 3077's**	**42**	**0**	**0**	**0**	**0**	**0**
2	3150	3350 BREST/CERV CNCR PRG/DET FDF	985	0	0	0	0	0
2	3150	3888 EPI/LAB CAPACITY-INFECT DIS	544	0	0	0	0	0
2	**3150**	**3150 SUBTOTAL for 3150's**	**1,529**	**0**	**0**	**0**	**0**	**0**
2	3267	3267 3267 OFGF-ENVIR READINESS GRNT	60,539	0	0	0	0	0
2	**3267**	**3267 SUBTOTAL for 3267's**	**60,539**	**0**	**0**	**0**	**0**	**0**
2	3294	3294 3294 INJURY INTERVENTION	120	0	0	0	0	0
2	**3294**	**3294 SUBTOTAL for 3294's**	**120**	**0**	**0**	**0**	**0**	**0**
2	3329	3319 HOMELAND SECURITY/PREP	10,937	8,000	8,000	0	0	0
2	**3329**	**3329 SUBTOTAL for 3329's**	**10,937**	**8,000**	**8,000**	**0**	**0**	**0**
2	3414	0441 MED ASST FDF-MED ADMIN	427,946	1,706,125	1,706,125	0	0	0
2	**3414**	**3414 SUBTOTAL for 3414's**	**427,946**	**1,706,125**	**1,706,125**	**0**	**0**	**0**
2	3424	0542 CHIP ADMIN	48,750	54,561	54,561	0	0	0
2	**3424**	**3424 SUBTOTAL for 3424's**	**48,750**	**54,561**	**54,561**	**0**	**0**	**0**
2	3598	3598 3598 KANSAS TOBACCO CONTROL PROGRAM	1,174	0	0	0	0	0
2	**3598**	**3598 SUBTOTAL for 3598's**	**1,174**	**0**	**0**	**0**	**0**	**0**
2	3616	3210 MAT/CHLD HLTH SVC BLK BRNT FDF	343	0	0	0	0	0
2	**3616**	**3616 SUBTOTAL for 3616's**	**343**	**0**	**0**	**0**	**0**	**0**
2	3724	3724 3724 Maternal Deaths Due to Violence	425	0	0	0	0	0

ADM

406/410 series report

Dept. Name: Administration
Agency Name: Health & Environment--Health
Agency Reporting Level: 00
Version: 2028-A-02-00264

Date: 09/04/2026
Time: 08:01:37

Division of the Budget
KANSAS

Series	Fund Code	FUND/ACCOUNT TITLE	FY 2026 Actuals	FY 2027 Adjusted Budget Request	FY 2028 Adjusted Budget Request	null	null	null
2	**3724**	**3724 SUBTOTAL for 3724's**	**425**	**0**	**0**	**0**	**0**	**0**
2	3821	3770 ABANDONED MINED-LAND FD	211	0	0	0	0	0
2	**3821**	**3821 SUBTOTAL for 3821's**	**211**	**0**	**0**	**0**	**0**	**0**
2	3926	3926 3926 STRENGTHEN US PUBLIC HEALTH FD	1,106,947	92,375	92,375	0	0	0
2	**3926**	**3926 SUBTOTAL for 3926's**	**1,106,947**	**92,375**	**92,375**	**0**	**0**	**0**
2	3933	3933 3933 WISEWOMAN FUND	211	0	0	0	0	0
2	**3933**	**3933 SUBTOTAL for 3933's**	**211**	**0**	**0**	**0**	**0**	**0**
2	3939	3939 3939 Rural Hlth Transfrm FD	9,458,179	9,500,500	9,500,500	0	0	0
2	**3939**	**3939 SUBTOTAL for 3939's**	**9,458,179**	**9,500,500**	**9,500,500**	**0**	**0**	**0**
2	7311	7090 GIFTS GRNTS & DNTNS FD-HEALTH	2,306	0	0	0	0	0
2	**7311**	**7311 SUBTOTAL for 7311's**	**2,306**	**0**	**0**	**0**	**0**	**0**
2	7399	7060 UDRGRD PETRO STG TNK REL TRST	520	0	0	0	0	0
2	**7399**	**7399 SUBTOTAL for 7399's**	**520**	**0**	**0**	**0**	**0**	**0**
		2302 TOTAL Contractual Services	**29,023,055**	**27,970,912**	**26,373,015**	**0**	**0**	**0**
3	1000	0010 OPERATING EXPENDITURES	1,987	1,620	1,620	0	0	0
3	1000	0202 OPERATING EXP-INCLD OFF HOS	29,458	63,425	38,425	0	0	0
3	1000	0290 LABORATORY	7	0	0	0	0	0
3	**1000**	**1000 SUBTOTAL for 1000's**	**31,452**	**65,045**	**40,045**	**0**	**0**	**0**
3	2911	2720 SPNSD PRJ OH FD-ENV-FRM FF	516	500	500	0	0	0
3	**2911**	**2911 SUBTOTAL for 2911's**	**516**	**500**	**500**	**0**	**0**	**0**
3	2912	2710 SPNSD PRJ OH FD-HLTH-FRM FF	10,681	500	500	0	0	0
3	**2912**	**2912 SUBTOTAL for 2912's**	**10,681**	**500**	**500**	**0**	**0**	**0**
3	3071	4610 DP&HP-TUBERCULOSIS PREVNT GRNT	104	0	0	0	0	0
3	**3071**	**3071 SUBTOTAL for 3071's**	**104**	**0**	**0**	**0**	**0**	**0**
3	3150	3350 BREST/CERV CNCR PRG/DET FDF	37	0	0	0	0	0
3	**3150**	**3150 SUBTOTAL for 3150's**	**37**	**0**	**0**	**0**	**0**	**0**
3	3329	3319 HOMELAND SECURITY/PREP	536	0	0	0	0	0
3	**3329**	**3329 SUBTOTAL for 3329's**	**536**	**0**	**0**	**0**	**0**	**0**
3	3414	0441 MED ASST FDF-MED ADMIN	1,849	1,512	1,512	0	0	0
3	**3414**	**3414 SUBTOTAL for 3414's**	**1,849**	**1,512**	**1,512**	**0**	**0**	**0**
3	3424	0542 CHIP ADMIN	215	187	187	0	0	0
3	**3424**	**3424 SUBTOTAL for 3424's**	**215**	**187**	**187**	**0**	**0**	**0**
3	3602	3606 PH CRISIS-COVID 19	66	0	0	0	0	0
3	**3602**	**3602 SUBTOTAL for 3602's**	**66**	**0**	**0**	**0**	**0**	**0**
3	3821	3770 ABANDONED MINED-LAND FD	50	0	0	0	0	0
3	**3821**	**3821 SUBTOTAL for 3821's**	**50**	**0**	**0**	**0**	**0**	**0**
3	3926	3926 3926 STRENGTHEN US PUBLIC HEALTH FD	1,731	1,600	1,600	0	0	0
3	**3926**	**3926 SUBTOTAL for 3926's**	**1,731**	**1,600**	**1,600**	**0**	**0**	**0**
3	3933	3933 3933 WISEWOMAN FUND	18	0	0	0	0	0
3	**3933**	**3933 SUBTOTAL for 3933's**	**18**	**0**	**0**	**0**	**0**	**0**
3	3939	3939 3939 Rural Hlth Transfrm FD	200	0	0	0	0	0
3	**3939**	**3939 SUBTOTAL for 3939's**	**200**	**0**	**0**	**0**	**0**	**0**
3	7311	7090 GIFTS GRNTS & DNTNS FD-HEALTH	600	0	0	0	0	0
3	**7311**	**7311 SUBTOTAL for 7311's**	**600**	**0**	**0**	**0**	**0**	**0**

ADVI

406/410 series report

Dept. Name: Administration
Agency Name: Health & Environment--Health
Agency Reporting Level: 00
Version: 2028-A-02-00264

Date: 09/04/2026
Time: 08:01:37

Division of the Budget
KANSAS

Series	Fund Code	FUND/ACCOUNT TITLE	FY 2026 Actuals	FY 2027 Adjusted Budget Request	FY 2028 Adjusted Budget Request	null	null	null
		2462 TOTAL Commodities	**48,055**	**69,344**	**44,344**	**0**	**0**	**0**
4	1000	0010 OPERATING EXPENDITURES	38	1,306	1,306	0	0	0
4	1000	0202 OPERATING EXP-INCLD OFF HOS	9,899	24,550	24,550	0	0	0
4	**1000**	**1000 SUBTOTAL for 1000's**	**9,937**	**25,856**	**25,856**	**0**	**0**	**0**
4	2911	2720 SPNSD PRJ OH FD-ENV-FRM FF	2,825	3,000	3,000	0	0	0
4	**2911**	**2911 SUBTOTAL for 2911's**	**2,825**	**3,000**	**3,000**	**0**	**0**	**0**
4	2912	2710 SPNSD PRJ OH FD-HLTH-FRM FF	28,155	3,000	3,000	0	0	0
4	**2912**	**2912 SUBTOTAL for 2912's**	**28,155**	**3,000**	**3,000**	**0**	**0**	**0**
4	3414	0441 MED ASST FDF-MED ADMIN	35	1,218	1,218	0	0	0
4	**3414**	**3414 SUBTOTAL for 3414's**	**35**	**1,218**	**1,218**	**0**	**0**	**0**
4	3424	0542 CHIP ADMIN	4	151	151	0	0	0
4	**3424**	**3424 SUBTOTAL for 3424's**	**4**	**151**	**151**	**0**	**0**	**0**
4	3926	3926 3926 STRENGTHEN US PUBLIC HEALTH FD	637	700	700	0	0	0
4	**3926**	**3926 SUBTOTAL for 3926's**	**637**	**700**	**700**	**0**	**0**	**0**
		2532 TOTAL Capital Outlay	**41,593**	**33,925**	**33,925**	**0**	**0**	**0**
9	1000	0010 OPERATING EXPENDITURES	3,100	0	0	0	0	0
9	**1000**	**1000 SUBTOTAL for 1000's**	**3,100**	**0**	**0**	**0**	**0**	**0**
9	3939	3939 3939 Rural Hlth Transfrm FD	98,957,882	212,977,212	212,977,212	0	0	0
9	**3939**	**3939 SUBTOTAL for 3939's**	**98,957,882**	**212,977,212**	**212,977,212**	**0**	**0**	**0**
		2552 TOTAL Other Assistance	**98,960,982**	**212,977,212**	**212,977,212**	**0**	**0**	**0**
92	2912	2710 SPNSD PRJ OH FD-HLTH-FRM FF	(16)	0	0	0	0	0
92	**2912**	**2912 SUBTOTAL for 2912's**	**(16)**	**0**	**0**	**0**	**0**	**0**
92	3706	3706 3706 ENVIRONMENTAL JUSTICE FUND	1,457	0	0	0	0	0
92	**3706**	**3706 SUBTOTAL for 3706's**	**1,457**	**0**	**0**	**0**	**0**	**0**
92	3926	3926 3926 STRENGTHEN US PUBLIC HEALTH FD	314,497	150,000	150,000	0	0	0
92	**3926**	**3926 SUBTOTAL for 3926's**	**314,497**	**150,000**	**150,000**	**0**	**0**	**0**
		2582 TOTAL Non-Expense Items	**315,938**	**150,000**	**150,000**	**0**	**0**	**0**
		2582 TOTAL All Funds	**142,566,183**	**258,176,587**	**257,464,966**	**0**	**0**	**0**

ADM

406/410 series report

Dept. Name: Administration
Agency Name: Health & Environment--Health
Agency Reporting Level: 00
Version: 2028-A-02-00264

Date: 09/04/2026
Time: 08:01:37

Division of the Budget
KANSAS

Fund Code	FUND/ACCOUNT TITLE	FY 2026 Actuals	FY 2027 Adjusted Budget Request	FY 2028 Adjusted Budget Request	null	null	null
0010	OPERATING EXPENDITURES	1,704,234	3,760,209	3,823,748	0	0	0
0202	OPERATING EXP-INCLD OFF HOS	5,985,369	7,356,986	6,961,838	0	0	0
0270	OP EXP-INCLD OFF HOS-HLTH	948,984	170,796	180,399	0	0	0
0290	LABORATORY	23,890	23,742	24,668	0	0	0
0680	TOBACCO CESSATION PROGRAM	22,942	51,134	53,970	0	0	0
1550	Child abuse review and evaluation	69,875	77,677	82,038	0	0	0
1000	**SUBTOTAL STATE GENERAL FUND**	**8,755,294**	**11,440,544**	**11,126,661**	**0**	**0**	**0**
2830	AIR QUALITY FF	92,184	102,697	108,817	0	0	0
2020	**SUBTOTAL AIR QUALITY FF**	**92,184**	**102,697**	**108,817**	**0**	**0**	**0**
2027	KANSAS NEWBORN SCREENING	78,401	78,788	82,918	0	0	0
2027	**SUBTOTAL KANSAS NEWBORN SCREENING**	**78,401**	**78,788**	**82,918**	**0**	**0**	**0**
2161	OFFICE OF LABORATORY SVCS OPER	47,044	48,753	51,391	0	0	0
2161	**SUBTOTAL OFFICE OF LABORATORY SVCS OPER**	**47,044**	**48,753**	**51,391**	**0**	**0**	**0**
2075	SOLID WASTE MANAGEMENT FD	88,815	139,692	146,334	0	0	0
2271	**SUBTOTAL SOLID WASTE MANAGEMENT FD**	**88,815**	**139,692**	**146,334**	**0**	**0**	**0**
2120	VOLUNTARY CLEANUP FD	6,079	6,179	6,495	0	0	0
2288	**SUBTOTAL VOLUNTARY CLEANUP FD**	**6,079**	**6,179**	**6,495**	**0**	**0**	**0**
2140	LEAD BASED PAINT HAZARD FF	21,112	21,607	22,817	0	0	0
2289	**SUBTOTAL LEAD BASED PAINT HAZARD FF**	**21,112**	**21,607**	**22,817**	**0**	**0**	**0**
2295	CIVIL REG & HLTH STATS FF	75,677	112,339	118,407	0	0	0
2291	**SUBTOTAL CIVIL REG & HLTH STATS FF**	**75,677**	**112,339**	**118,407**	**0**	**0**	**0**
2325	Right to Know Fee Fund	178,160	0	0	0	0	0
2325	**SUBTOTAL Right to Know Fee Fund**	**178,160**	**0**	**0**	**0**	**0**	**0**
2391	ASSOCIATION ASST FLAN FD	0	26,633	27,988	0	0	0
2391	**SUBTOTAL ASSOCIATION ASST PLAN FD**	**0**	**26,633**	**27,988**	**0**	**0**	**0**
0110	MEDICAL PROGRAMS FF	816,439	1,500,000	1,500,000	0	0	0
2395	**SUBTOTAL MEDICAL PROGRAMS FF**	**816,439**	**1,500,000**	**1,500,000**	**0**	**0**	**0**
2280	NUCLEAR SFTY EMER PREP SP REV	8,234	8,377	8,830	0	0	0
2415	**SUBTOTAL NUCLEAR SFTY EMER PREPAR SPRVF**	**8,234**	**8,377**	**8,830**	**0**	**0**	**0**
2250	HEALTH FACILITIES REVIEW FD	4,029	3,088	3,247	0	0	0
2505	**SUBTOTAL HEALTH FACILITIES REVIEW FD**	**4,029**	**3,088**	**3,247**	**0**	**0**	**0**

ADM

406/410 series report

Dept. Name: Administration
Agency Name: Health & Environment--Health
Agency Reporting Level: 00
Version: 2028-A-02-00264

Date: 09/04/2026
Time: 08:01:37

Division of the Budget
KANSAS

Fund Code	FUND/ACCOUNT TITLE	FY 2026 Actuals	FY 2027 Adjusted Budget Request	FY 2028 Adjusted Budget Request	null	null	null
2230	TRAUMA FD	0	10,804	11,408	0	0	0
2513	**SUBTOTAL TRAUMA FD**	**0**	**10,804**	**11,408**	**0**	**0**	**0**
2530	RADIATION CONTROL OPS FDF	38,331	36,899	38,893	0	0	0
2531	**SUBTOTAL RADIATION CONTROL OP FF**	**38,331**	**36,899**	**38,893**	**0**	**0**	**0**
2820	WASTE TIRE MANAGEMENT FD	2,094	2,234	2,377	0	0	0
2635	**SUBTOTAL WASTE TIRE MANAGEMENT FD**	**2,094**	**2,234**	**2,377**	**0**	**0**	**0**
2435	ERF-EMER/ENV RESP NSPEC ST-ENV	26,927	27,595	29,047	0	0	0
2662	**SUBTOTAL ENVIRONMENTAL RESPONSE FD**	**26,927**	**27,595**	**29,047**	**0**	**0**	**0**
2798	WATER PROGRAM MANAGEMENT FD	40,064	47,854	50,645	0	0	0
2798	**SUBTOTAL WATER PROGRAM MANAGEMENT FD**	**40,064**	**47,854**	**50,645**	**0**	**0**	**0**
2720	SPNSD PRJ OH FD-ENV-FRM FF	2,840,935	7,923,289	7,594,272	0	0	0
2911	**SUBTOTAL SPONSRD PRJ OVERHEAD FD-ENVIR**	**2,840,935**	**7,923,289**	**7,594,272**	**0**	**0**	**0**
2710	SPNSD PRJ OH FD-HLTH-FRM FF	15,907,403	8,208,376	7,887,457	0	0	0
2912	**SUBTOTAL SPONSRD PRJ OVERHEAD FD-HLTH**	**15,907,403**	**8,208,376**	**7,887,457**	**0**	**0**	**0**
3450	CHILD CARE/DEV BLK GRT FDF	65,220	0	0	0	0	0
3028	**SUBTOTAL 93.575-CHLD CARE/DEVLP BLK GRT**	**65,220**	**0**	**0**	**0**	**0**	**0**
3640	OFFICE OF RURAL HEALTH FDF	4,447	13,529	14,240	0	0	0
3031	**SUBTOTAL 93.913-RURAL HEALTH OFFICE OPS**	**4,447**	**13,529**	**14,240**	**0**	**0**	**0**
3062	MEDICARE FUND	4,029	17,502	18,397	0	0	0
3064	**SUBTOTAL 93.777-ST SRVY/CRT-HLTH CR PRO**	**4,029**	**17,502**	**18,397**	**0**	**0**	**0**
3070	MIGRANT HEALTH PRG FDF	3,628	0	0	0	0	0
3069	**SUBTOTAL CONSOLIDATED HLTH CTRS**	**3,628**	**0**	**0**	**0**	**0**	**0**
3080	VENEREAL DISEASE CTRL PRJ FDF	10,135	18,531	19,481	0	0	0
3070	**SUBTOTAL 93.977-PRVNT HLT-SXLY TRNS DIS**	**10,135**	**18,531**	**19,481**	**0**	**0**	**0**
4610	DP&HP-TUBERCULOSIS PREVNT GRNT	10,250	18,530	19,479	0	0	0
3071	**SUBTOTAL TUBRC CTL GRT/COOP AGR**	**10,250**	**18,530**	**19,479**	**0**	**0**	**0**
3103	WOMEN/INFNT/CHLD HLTH-ST OP	44,346	99,379	105,038	0	0	0
3077	**SUBTOTAL 10.557-SPC SUP NUTR-WM/INF/CHD**	**44,346**	**99,379**	**105,038**	**0**	**0**	**0**

ADM

406/410 series report

Dept. Name: Administration
Agency Name: Health & Environment--Health
Agency Reporting Level: 00
Version: 2028-A-02-00264

Date: 09/04/2026
Time: 08:01:37

Division of the Budget
KANSAS

Fund Code	FUND/ACCOUNT TITLE	FY 2026 Actuals	FY 2027 Adjusted Budget Request	FY 2028 Adjusted Budget Request	null	null	null
3350	BREST/CERV CNCR PRG/DET FDF	22,133	36,374	38,324	0	0	0
3360	B&CC PRG-COMPREHENSIVE CANCER	5,590	8,276	8,783	0	0	0
3885	COLLAB APP-CHRNC DIS-BRFSS	2,650	3,885	4,099	0	0	0
3888	EPI/LAB CAPACITY-INFECT DIS	5,083	0	0	0	0	0
3150	**SUBTOTAL 93.283-DIS CTL/PVTN-INV/TCH AS**	**35,456**	**48,535**	**51,206**	**0**	**0**	**0**
3246	FEDERAL AIR SECTION 103	1,592	0	0	0	0	0
3248	**SUBTOTAL CLN AIR ACT-SPC PRP ACT**	**1,592**	**0**	**0**	**0**	**0**	**0**
3267	OFGF-ENVIR READINESS GRNT	60,539	0	0	0	0	0
3267	**SUBTOTAL ENVIR INFO EXCHNG NTWRK**	**60,539**	**0**	**0**	**0**	**0**	**0**
3293	PRIMARY CARE OFFICES	834	0	0	0	0	0
3293	**SUBTOTAL COOR/DEV PRMY CR OFC-CO**	**834**	**0**	**0**	**0**	**0**	**0**
3294	INJURY INTERVENTION	57,044	56,494	59,734	0	0	0
3294	**SUBTOTAL INJY PRVTN/CTL RSCH-COM**	**57,044**	**56,494**	**59,734**	**0**	**0**	**0**
3298	RURAL HOSPITAL FLEX PRG	7,710	5,402	5,704	0	0	0
3298	**SUBTOTAL ST RURAL HOSP FLEX PRG**	**7,710**	**5,402**	**5,704**	**0**	**0**	**0**
3310	RYAN WHITE TITLE II FDF	0	14,412	15,151	0	0	0
3311	RYAN WHITE CARE ACT-TTL II	28,752	29,972	31,621	0	0	0
3328	**SUBTOTAL 93.917-HIV CARE FORMULA GRANT**	**28,752**	**44,384**	**46,772**	**0**	**0**	**0**
3319	HOMELAND SECURITY/PREP	176,760	170,363	179,129	0	0	0
3329	**SUBTOTAL PUB HLTH EMER PREP**	**176,760**	**170,363**	**179,129**	**0**	**0**	**0**
3150	IMMUNIZATION GRANT FDF	65,947	58,878	62,089	0	0	0
3372	**SUBTOTAL 93.268-IMMUNIZATION GRNT**	**65,947**	**58,878**	**62,089**	**0**	**0**	**0**
3392	SMALL HOSPITAL IMPV PRG	5,306	5,401	5,704	0	0	0
3392	**SUBTOTAL SML RURAL HOSP IMPV GRT**	**5,306**	**5,401**	**5,704**	**0**	**0**	**0**
3398	HOSPITAL BIOTERRORISM PREP	69,026	53,353	56,300	0	0	0
3398	**SUBTOTAL 93.889-NATL BIOTRSM HOSP PREP**	**69,026**	**53,353**	**56,300**	**0**	**0**	**0**
0441	MED ASST FDF-MED ADMIN	1,101,882	2,865,212	2,928,068	0	0	0
3414	**SUBTOTAL 93.778-MEDICAL ASSISTANCE PRG**	**1,101,882**	**2,865,212**	**2,928,068**	**0**	**0**	**0**
0542	CHIP ADMIN	126,798	199,085	206,915	0	0	0
3424	**SUBTOTAL 93.767-CHILDRENS HLTH INS PRG**	**126,798**	**199,085**	**206,915**	**0**	**0**	**0**
3459	UNIVERSAL NEWBORN HRNG SCRNG	2,805	2,980	3,169	0	0	0
3459	**SUBTOTAL UNI NEWBORN HRNG SCRNG**	**2,805**	**2,980**	**3,169**	**0**	**0**	**0**

ADM

406/410 series report

Dept. Name: Administration
Agency Name: Health & Environment--Health
Agency Reporting Level: 00
Version: 2028-A-02-00264

Date: 09/04/2026
Time: 08:01:37

Division of the Budget
KANSAS

Fund Code	FUND/ACCOUNT TITLE	FY 2026 Actuals	FY 2027 Adjusted Budget Request	FY 2028 Adjusted Budget Request	null	null	null
3503	AFFRD CARE ACT-HOME VSTNG PRG	17,476	0	0	0	0	0
3503	**SUBTOTAL 93.505-ACA-HOME VISITING PRG**	**17,476**	**0**	**0**	**0**	**0**	**0**
3171	IDEA INFANT TODDLER-PRT C	12,601	23,324	24,648	0	0	0
3516	**SUBTOTAL SECP EDU-INF/FMLYS**	**12,601**	**23,324**	**24,648**	**0**	**0**	**0**
3598	KANSAS TOBACCO CONTROL PROGRAM	28,227	0	0	0	0	0
3598	**SUBTOTAL KANSAS TOBACCO CONTROL PROGRAM**	**28,227**	**0**	**0**	**0**	**0**	**0**
3599	Colorectal Cancer Screening	14,373	0	0	0	0	0
3599	**SUBTOTAL Colorectal Cancer Screening**	**14,373**	**0**	**0**	**0**	**0**	**0**
3606	PH CRISIS-COVID 19	66	0	0	0	0	0
3602	**SUBTOTAL Public Hlth Crisis Rspnse Fund**	**66**	**0**	**0**	**0**	**0**	**0**
3603	Dibetes&Hrt Dis &Strk Pvntn	12,253	20,676	21,883	0	0	0
3603	**SUBTOTAL Dibetes&HRT Dis&Stroke Pvntn**	**12,253**	**20,676**	**21,883**	**0**	**0**	**0**
3607	ALZHEIMERS ASSN INCLUSION FY19	16,368	9,538	10,093	0	0	0
3607	**SUBTOTAL ALZHEIMERS ASSN INCLUSION FUND**	**16,368**	**9,538**	**10,093**	**0**	**0**	**0**
3200	PREV HLTH/HLTH SVC BLK GRT FDF	73,135	96,833	102,045	0	0	0
3614	**SUBTOTAL 93.991-PRVNT HLTH/HLTH SVC BLK**	**73,135**	**96,833**	**102,045**	**0**	**0**	**0**
3210	MAT/CHLD HLTH SVC BLK BRNT FDF	127,270	90,457	95,795	0	0	0
3616	**SUBTOTAL 93.994-MATRNL/CHLD HLTH SVC**	**127,270**	**90,457**	**95,795**	**0**	**0**	**0**
3271	KS TTL X-FMLY PLNG SVCS PRG	15,414	26,303	27,816	0	0	0
3622	**SUBTOTAL 93.217-FAMILY PLANNING SVC**	**15,414**	**26,303**	**27,816**	**0**	**0**	**0**
3660	KS Enviro Health Capacity Prog	29,026	27,369	28,750	0	0	0
3660	**SUBTOTAL KS Enviro Health Capacity Prog**	**29,026**	**27,369**	**28,750**	**0**	**0**	**0**
3704	FALLS PREV	4,158	0	0	0	0	0
3704	**SUBTOTAL FALLS PREV**	**4,158**	**0**	**0**	**0**	**0**	**0**
3705	SELF-MNGMT ED FUND	4,281	0	0	0	0	0
3705	**SUBTOTAL SELF-MNGMT ED FUND**	**4,281**	**0**	**0**	**0**	**0**	**0**
3706	ENVIRONMENTAL JUSTICE FUND	1,457	0	0	0	0	0
3706	**SUBTOTAL ENVIRONMENTAL JUSTICE FUND**	**1,457**	**0**	**0**	**0**	**0**	**0**

ADM

406/410 series report

Dept. Name: Administration
Agency Name: Health & Environment--Health
Agency Reporting Level: 00
Version: 2028-A-02-00264

Date: 09/04/2026
Time: 08:01:37

Division of the Budget
KANSAS

ADM

Fund Code	FUND/ACCOUNT TITLE	FY 2026 Actuals	FY 2027 Adjusted Budget Request	FY 2028 Adjusted Budget Request	null	null	null
3724	Maternal Deaths Due to Violence	425	0	0	0	0	0
3724	**SUBTOTAL Maternal Deaths Due to Violence**	**425**	**0**	**0**	**0**	**0**	**0**
3521	HIV PRVNT PRJS	17,517	17,800	18,804	0	0	0
3524	CHW HIV REACH	33,290	19,078	20,189	0	0	0
3740	**SUBTOTAL 93.940-HIV PRVTN ACT-HLTH DEPT**	**50,807**	**36,878**	**38,993**	**0**	**0**	**0**
3770	ABANDONED MINED-LAND FD	261	0	0	0	0	0
3821	**SUBTOTAL 15.252-ABND MINE LAND RECLAM**	**261**	**0**	**0**	**0**	**0**	**0**
3901	ADV HLTH EQUITY FOR DIABETE FD	4,618	8,275	8,783	0	0	0
3901	**SUBTOTAL ADV HLTH EQUITY FOR DIABETE FD**	**4,618**	**8,275**	**8,783**	**0**	**0**	**0**
3921	KS ACT IMP ORALHLTH OUTCOME FD	19,292	19,954	21,100	0	0	0
3921	**SUBTOTAL KS ACT IMP ORALHLTH OUTCOME FD**	**19,292**	**19,954**	**21,100**	**0**	**0**	**0**
3926	STRENGTHEN US PUBLIC HEALTH FD	2,610,616	1,615,817	1,691,154	0	0	0
3926	**SUBTOTAL STRENGTHEN US PUBLIC HEALTH FD**	**2,610,616**	**1,615,817**	**1,691,154**	**0**	**0**	**0**
3933	WISEWOMAN FUND	10,101	13,676	14,485	0	0	0
3933	**SUBTOTAL WISEWOMAN FUND**	**10,101**	**13,676**	**14,485**	**0**	**0**	**0**
3939	Rural Hlth Transfrm FD	108,445,970	222,627,047	222,635,265	0	0	0
3939	**SUBTOTAL Rural Hlth Transfrm FD**	**108,445,970**	**222,627,047**	**222,635,265**	**0**	**0**	**0**
7090	GIFTS GRNTS & DNTNS FD-HEALTH	2,906	0	0	0	0	0
7311	**SUBTOTAL GIFTS GRNTS & DNTNS FD-HEALTH**	**2,906**	**0**	**0**	**0**	**0**	**0**
7060	UDRGRD PETRO STG TNK REL TRST	91,643	71,998	75,956	0	0	0
7399	**SUBTOTAL UNDGRD PETR STRG TNK REL TRT F**	**91,643**	**71,998**	**75,956**	**0**	**0**	**0**
7250	DRYCLEANING FAC REL TRST FD	10,707	11,118	11,728	0	0	0
7407	**SUBTOTAL DRYCLNG FAC RELEASE TRUST FD**	**10,707**	**11,118**	**11,728**	**0**	**0**	**0**
8400	KWPC SURCHG SERVICE FEES	15,904	16,205	17,113	0	0	0
7961	**SUBTOTAL KWPC SURCHARGE FUND**	**15,904**	**16,205**	**17,113**	**0**	**0**	**0**
8600	KPWS SURCHRG SERVICE FEES	37,100	37,813	39,930	0	0	0
7969	**SUBTOTAL KPWS SURCHARGE FUND**	**37,100**	**37,813**	**39,930**	**0**	**0**	**0**
	3600 TOTAL MEANS OF FUNDING	**142,566,183**	**258,176,587**	**257,464,966**	**0**	**0**	**0**

406/410 series report

Dept. Name: Administration
Agency Name: Health & Environment--Health
Agency Reporting Level: 00
Version: 2028-A-02-00264

Date: 09/04/2026
Time: 08:01:37

Division of the Budget
KANSAS

Fund Code	FUND/ACCOUNT TITLE	FY 2026 Actuals	FY 2027 Adjusted Budget Request	FY 2028 Adjusted Budget Request	null	null	null

ADM

412 reconciliation

Program. Name: Administration
Agency Name: Health & Environment--Health
Agency Reporting Level: 00
Version: 2028-A-02-00264

Date: 09/02/2026
Time: 13:26:54

Division of the Budget
KANSAS

Classification of Employment	Pay Grade	FY 2027 Estimate		FY 2028 Request	
		Pos	Amount	Pos	Amount
Authorized Positions					
Regular Classified					
Accountant II	30	1.00	58,011	1.00	60,242
Applications Developer II	31	1.00	62,462	1.00	64,865
Applications Developer III	33	2.00	140,982	2.00	146,405
Public Service Administrator I	26	1.00	51,418	1.00	53,395
Public Service Executive IV	40	2.00	211,349	2.00	219,478
Technology Support Consltnt II	28	2.00	100,381	2.00	104,242
Technology Supprt Consltnt III	30	1.00	62,462	1.00	64,865
Subtotal Regular Classified		10.00	687,066	10.00	713,491
Regular Unclassified					
Accountant	1	7.00	516,630	7.00	536,501
Accounting Manager	1	1.00	70,700	1.00	73,419
Administrative Officer	1	1.00	52,541	1.00	54,562
Applications Developer	1	7.00	493,168	7.00	512,136
Attorney	1	8.00	742,394	8.00	770,948
Business Systems Analyst	1	1.00	64,022	1.00	66,485
Cabinet Secretary	1	1.00	217,403	1.00	225,764
Chief Counsel	1	1.00	160,464	1.00	166,635
Chief Of Staff	1	1.00	136,653	1.00	141,909
Communications Coordinator	1	2.00	104,208	2.00	108,216
Compliance Officer	1	1.00	55,349	1.00	57,478
Coordinator	1	2.00	132,184	2.00	137,268
Data Analyst	1	4.00	311,521	4.00	323,503
Database Administrator	1	4.00	348,462	4.00	361,865
Deputy Chief of Staff	1	1.00	89,385	1.00	92,823
Deputy Director	1	3.00	235,988	3.00	245,065
Deputy General Counsel	1	1.00	100,689	1.00	104,561
Deputy Secretary	1	2.00	307,489	2.00	319,316
Director	1	6.00	585,494	6.00	608,013
Grant Monitor	1	1.00	76,294	1.00	79,229
Graphic Designer	1	2.00	114,816	2.00	119,232
Head Of Division Of State Agcy	1	1.00	173,922	1.00	180,611
Human Resource Director	1	1.00	102,723	1.00	106,673
Human Resource Professional	1	14.00	740,646	14.00	769,133
IT Project Manager	1	6.00	463,986	6.00	481,831
Info Tech Security Analyst	1	2.00	107,141	2.00	111,262
Information Systems Manager	1	4.00	410,778	4.00	426,577
Information Technol Consultant	1	1.00	58,115	1.00	60,350
Information Technology Manager	1	1.00	91,406	1.00	94,921
Law Clerk	1	1.00	46,904	1.00	48,708
Legal Assistant	1	1.00	47,757	1.00	49,594
Manager/Administrator	1	2.00	146,462	2.00	152,096

ADM

412 reconciliation

Program. Name: Administration
Agency Name: Health & Environment--Health
Agency Reporting Level: 00
Version: 2028-A-02-00264

Date: 09/02/2026
Time: 13:26:54

Division of the Budget
KANSAS

Classification of Employment	Pay Grade	FY 2027 Estimate		FY 2028 Request	
		Pos	Amount	Pos	Amount
Network Specialist	1	1.00	70,658	1.00	73,375
Operations Coordinator	1	2.00	103,771	2.00	107,762
Procurement Officer	1	15.00	799,802	15.00	830,563
Program Administrator	1	1.00	52,624	1.00	54,648
Program Analyst	1	1.00	70,658	1.00	73,375
Program Consultant	1	3.00	149,386	3.00	155,131
Program Director	1	1.00	65,582	1.00	68,105
Program Manager	1	9.00	592,159	9.00	614,934
Programmer	1	1.00	62,504	1.00	64,908
Project Analyst	1	2.00	128,045	2.00	132,970
Project Manager	1	1.00	64,022	1.00	66,485
Public Health Educator	1	2.00	110,698	2.00	114,955
Public Information Officer	1	2.00	113,048	2.00	117,396
Public Service Executive	1	1.00	64,563	1.00	67,046
Senior Administrativ Assistant	1	1.00	43,243	1.00	44,906
Special Assistant	1	1.00	71,822	1.00	74,585
Staff Development Specialist	1	2.00	134,285	2.00	139,450
System Software Progrm/ Analyst	1	3.00	239,720	3.00	248,940
Systems Software Analyst III	1	2.00	143,125	2.00	148,630
Technology Support Consultant	1	4.00	220,064	4.00	228,528
Technology Support Supervisor	1	1.00	65,437	1.00	67,954
Technology Support Technician	1	5.00	242,694	5.00	252,029
Information Systems Administra	1	1.00	69,950	1.00	72,641
Subtotal Regular		153.00	10,983,555	153.00	11,406,000
Unclassified					
Non FTE Unclassified Permanent					
Accountant	1	1.00	76,294	1.00	79,229
Attorney	1	0.72	63,977	0.72	66,438
Database Administrator	1	1.00	81,952	1.00	85,104
Health Officer	1	0.50	135,876	0.50	141,102
Procurement Officer	1	0.75	37,658	0.75	39,107
Program Consultant	1	2.00	145,662	2.00	151,265
Subtotal Non FTE Unclassified Permanent		5.97	541,421	5.97	562,245
Temporary Unclassified					
Appt/elect Bd/comm Bd Member	1	0.00	142	0.00	142
Attorney	1	0.00	63,024	0.00	65,448
Intern	1	0.00	35,124	0.00	36,475
Subtotal Temporary Unclassified		0.00	98,290	0.00	102,064
Longevity					
Longevity		0.00	7,840	0.00	7,880

ADM

412 reconciliation

Program. Name: Administration
Agency Name: Health & Environment--Health
Agency Reporting Level: 00
Version: 2028-A-02-00264

Date: 09/02/2026
Time: 13:26:54

Division of the Budget
KANSAS

Classification of Employment	Pay Grade	FY 2027 Estimate		FY 2028 Request	
		Pos	Amount	Pos	Amount
Subtotal Longevity		0.00	7,840	0.00	7,880
Totals		168.97	12,318,171	168.97	12,791,680
Totals by Fringe Benefits					
RET	KPERS	0.00	281,803	0.00	294,034
RET	KPER2	0.00	1,208,350	0.00	1,260,936
FICA		0.00	761,687	0.00	791,028
UNEMP		0.00	2,464	0.00	5,117
WKCMP		0.00	19,832	0.00	15,862
RSAL		0.00	64,054	0.00	69,075
HLT1		0.00	1,731,623	0.00	1,998,347
HLT2		0.00	443,096	0.00	511,493
FICA 2		0.00	178,613	0.00	185,479
Total Benefits		0.00	4,691,521	0.00	5,131,371
Total Salaries and Benefits		0.00	17,009,693	0.00	17,923,051
Totals by Position Type					
Regular Classified		10.00	687,066	10.00	713,491
Regular Unclassified		153.00	10,983,555	153.00	11,406,000
Non FTE Unclassified Permanent		5.97	541,421	5.97	562,245
Temporary Unclassified		0.00	98,290	0.00	102,064
Longevity		0.00	7,840	0.00	7,880

ADM

Overview of Division Action Plan at all Budget Levels:

Division of Public Health

The mission of the KDHE Division of Public Health is to promote and protect health and prevent disease and injury among the people of Kansas. This is accomplished through three core functions:

- Regular and systematic collection, evaluation, and dissemination of information pertinent to ongoing assessment of the health status of Kansans.
- Development and communication of recommendations for new or amended policies needed to maintain or improve the health of Kansas residents, as may be indicated from the results of assessments of health status or scientific information.
- Assurances that the essential public health services necessary to achieve optimal health are available to Kansas residents, either through direct services, by encouraging or facilitating action by other entities (public or private), or by regulatory activity.

The Secretary works with the State Health Officer and Deputy Secretary of Public Health, as well as the Bureau Directors and program staff to provide leadership, coordination and accountability for public health programming in Kansas. The Secretary seeks to identify and encourage opportunities for collaboration across organizational lines and with community and state partners to develop appropriate public health responses to emerging health needs. The Secretary advises the Governor and the Kansas Legislature regarding public health policy for Kansas.

While the bulk of its staff and programs are located in Topeka, the Division of Public Health provides direct services throughout the state, with staff stationed in several of KDHE's district offices. In addition, the Division works closely with 100 local health departments serving all 105 Kansas counties. Nine bureaus administer the Division of Public Health programs.

The **Bureau of Disease Control and Prevention (BDCP)** is the operating unit principally responsible for programs designed to prevent and control communicable diseases of crucial public health concern through a network of surveillance, prevention, and intervention activities.The Disease Intervention Section coordinates with local health departments, medical providers and community-based organizations to prevent the spread of STIs, including HIV. The incidence and prevalence of reportable STIs, including HIV throughout the state of Kansas through the STI/HIV Surveillance Program. The Section seeks to intervene and disrupt the transmission of these infections through continuous collaboration with the STI/HIV Surveillance Program. The Infectious Disease Management Section actively monitors and provides oversight for all active disease cases of TB in

Kansas, including providing life-saving medications to individuals with active TB disease (as required by state statute). This section houses clinical consultants and health educators for all the sections within the bureau. The Administrative Support Section provides specialized expertise and supports collaborative relationships that enhance the activities of the other Sections of BDCP. The Prevention and Care Section coordinates with local health departments and community-based organizations to prevent the spread of STIs, focusing primarily on HIV, Hepatitis C, syphilis and gonorrhea. The section seeks to prevent the spread of these infections through a continuous network of prevention, screening, testing and care.

The **Bureau of Health Promotion (BHP)** provides leadership to prevent and lessen the effects of chronic disease, injury, and violence on Kansans. The bureau is a respected source for proven interventions, data, evaluation, and technical support connected to the prevention and control of chronic disease, injury, violence, and substance use disorder. BHP uses a data-driven prevention framework to improve the health outcomes and quality of life of Kansas residents, which ultimately reduces disease and premature death in the Kansas population. The bureau actively pursues resources through partnerships to respond to the state's leading health problems in the areas of heart disease, cancer, dementias, unintentional injuries, sexual violence, suicide, opioid misuse, tobacco use, obesity, stroke, and diabetes. Additionally, the Bureau is recognized for its role in collecting and analyzing surveillance data related to health behaviors and disease. Bureau initiatives strive to make the healthy choice the easy choice for the Kansas population through collaboration with partners, including local health departments, health agencies, behavioral health centers, communities, faith-based groups, universities, health care systems, and non-profit and private sector entities.

The bureau has eight sections that work collaboratively to deliver effective, highly integrated chronic disease and injury prevention programs. The Bureau of Health Promotion Director's Office coordinates cross-bureau and cross-agency activities. It supports the sections through chronic disease and injury epidemiology, evaluation and surveillance, communications, media, contract management, and other program support.

The **Bureau of Facilities and Licensing (BFL)** protects the health and safety of Kansans through administration and oversight of state health facility licensing requirements and federal certification standards established by the Centers for Medicare & Medicaid Services (CMS).

The Bureau is responsible for regulatory oversight of acute and continuing care (ACC) provider and supplier types, including acute and specialty hospitals, organ transplant centers, critical access hospitals, rural emergency hospitals, home health and hospice agencies, ambulatory surgical centers, rural health clinics, free-standing birth centers, Intermediate Care Facilities for Individuals with Intellectual Disabilities, End Stage Renal Disease facilities, outpatient physical therapy providers, comprehensive outpatient rehabilitation facilities, and portable x-ray providers.

Health Facility Surveyors (HFS) conduct initial, recertification, complaint, and other regulatory surveys to assess and document compliance with applicable state licensing requirements and federal health and safety standards. The Bureau also receives, evaluates, prioritizes, and investigates complaints and facility-reported incidents involving potential regulatory noncompliance, including allegations of abuse, neglect, or exploitation within

regulated ACC settings. BFL performs state licensure activities and federal certification functions on behalf of CMS, including review of survey findings, enforcement-related processes, and certification recommendations.

Additionally, BFL oversees the regulatory review of new construction, renovation, and remodeling projects within its jurisdiction and conducts surveys to assess compliance with applicable federal Life Safety Code requirements.

Through its licensing, certification, survey, complaint oversight, enforcement, and physical environment functions, BFL promotes regulatory accountability and helps ensure that healthcare facilities and providers operate in accordance with required health and safety standards.

The **Bureau of Family Health (BFH)** supports a statewide system of public health services for Maternal and Child populations including women of reproductive age, pregnant women, infants, children, and adolescents to age 22 years. The Children and Families section includes Maternal and Child Health (MCH) and Reproductive Health programs, supporting services for women (preconception, pregnancy and inter-conception periods), pregnant women, infants, children, adolescents, and men with focus on families, communities and schools. The Special Health Services section activities include newborn hearing and metabolic screening, infant-toddler services (early intervention/Part C), birth defects surveillance and special health care needs with priority to coordinating medical specialty services and systems for children and youth.

The **Bureau of Community Health Systems (BCHS)** is a diverse set of programs that enhances the health and safety of Kansas communities by strengthening public health systems through collaboration, assistance, and monitoring. BCHS supports response to public health and radiation emergency situations, whether caused by natural events, accidents, or acts of terrorism. The Preparedness Program oversees the Public Health Emergency Preparedness (PHEP) and Hospital Preparedness Program (HPP) cooperative agreements. PHEP provides funding for the fifteen PHEP regions across the state to ensure preparedness for infectious disease outbreaks, natural and/or manmade disasters, and biological incidents. The HPP program funds seven health care coalitions across Kansas for exercises, training, supplies, and coordination activities that support readiness of the health care delivery system to effectively respond during disasters and public health crises. The Radiation Control Program inspects mammography and x-ray equipment at the state's health and medical facilities and licenses all users of radioactive materials in the state. There is close collaboration with federal, state, and local partners, including the Wolf Creek nuclear generating station. The Kansas Radon Program provides education about the health risks of radon and certifies all professionals who perform radon measurement and mitigation in the state. Kansans who face financial, geographic, or other barriers to accessing health care services are served by programs in the Community Health Access section. Programs in this section aid Kansas rural and medically underserved communities in building sustainable access to quality, patient-centered primary health care services. Staff manage the Kansas State Office of Rural Health, Kansas Primary Care Office, Medicare Rural Hospital Flexibility Program, Small Hospital Improvement Program, State Loan Repayment Program, J1 Conrad Visa, and the Community Based Primary Care Clinic Grant. The State Trauma Program is an advisor to the Secretary on trauma related matters, supports the Kansas Trauma Registry and provides oversite of trauma center designation processes.

The **Bureau of Public Health Services (BPHS)** improves the health and well-being of communities across Kansas by supporting high-quality nutrition and education, advancing preventive services through immunizations, and fostering strong partnerships with local public health systems and community partners. The Local Public Health Program coordinates activities between the state health agency, local health departments, and other public health community partners by providing funding, workforce development, technical asssitance, and coordination across the public health system. By administering resources through the Kansas Grant Management System (KGMS), providing training through KansasTRAIN and the Governor's Public Health Conference, and fostering collaboration among KDHE and public health partners, this program equips local health departments to effectively serve their communities. The Kansas Immunization Program maintains a statewide Immunization registry (KSWebIZ) to ensure continuity of care for Kansans and allow for analysis of vaccination rates across the state. The Vaccines for Children unit provides recommended vaccines to low income and uninsured children in Kansas. Finally, this program also supports federal coordination and procurement of vaccines for outbreak response when cases of vaccine-preventable diseases are diagnosed (measles, mumps, pertussis, etc.). The Nutrition and WIC Services section administers the Kansas WIC Program, which supports the health and nutrition of low-income pregnant, breastfeeding, and postpartum women, infants, and children up to age 5. WIC provides nutrition education, breastfeeding support, supplemental food benefits, referrals, and connections to health and community resources through local WIC agencies across Kansas. The section also oversees food benefit delivery, authorized WIC vendors, program policy, fiscal management, data systems, training, technical assistance, and federal compliance to ensure consistent and effective services statewide.

The **Bureau of Oral Health (BOH)** The Bureau of Oral Health's initiatives look to expand oral health awareness and promotion of medical, dental and mental health integration practice models, in addition to supporting programs centered around school-based oral health services, as well as community water fluoridation systems that currently provide water fluoridation to over 65% of the state's population. In order to advance oral health access to quality, whole-person care at a systemic level, it's imperative that practical care transformation concepts such as integrated health practices and use of technology options are utilized to their full potential. The Bureau of Oral Health wants to continue the work of formulating and utilizing a formal process that ensures ongoing community input and involvement for medical/dental/mental health integration measures by collaborating with community partners to expand access to services and use innovative workforce models to fully promote oral health access and finding effective oral health care solutions within all areas of health care

The **Bureau of Epidemiology and Public Health Informatics (BEPHI)** provides statewide leadership in public health surveillance, epidemiology, informatics, and data analytics to protect and improve the health of Kansans. The bureau conducts disease surveillance and outbreak investigations; provides epidemiologic, statistical, and evaluation support across infectious diseases, environmental health, maternal **and child health, chronic** disease,

injury, violence, overdose prevention, and healthcare-associated infections; and delivers technical assistance, education, and consultation to local health departments, healthcare providers, laboratories, schools, and other public health partners.

The bureau administers Kansas' reportable disease surveillance systems, vital records, syndromic surveillance, environmental public health tracking, and health data repositories while advancing the use of genomic, wastewater, and other emerging data sources to strengthen disease detection and response. Through its informatics infrastructure, analytics, and collaborative partnerships with local, state, and federal agencies, the bureau supports evidence-based decision-making, program evaluation, public health preparedness, and timely interventions to improve population health across Kansas.

The Office of Vital Statistics registers and maintains birth, death, fetal death, marriage and divorce records and amendments to those records. Since 1911, approximately 12 million records have been filed with the Office of Vital Statistics. The official records that are filed with the Office of Vital Statistics are utilized for a variety of civil support purposes, including provision of record-level data for the National Center for Health Statistics, the National Death Index, the Social Security Administration and other federal and state agencies.

The **Kansas Health and Environmental Laboratories (KHEL)** provides essential support to disease prevention programs to reduce the incidence of disease and adverse health conditions through quality laboratory analyses and active surveillance systems. In pursuit of this end, the Laboratory provides accurate, timely, and comprehensive chemical laboratory analyses consistent with Kansas environmental and public health program priorities; identifies factors affecting the health and quality of life of infants born with metabolic and genetic diseases; provides clinical and reference microbiological services aimed at the prevention and diagnosis of infectious diseases and to assure the quality of drinking water supplies in Kansas; and helps to maintain and improve the accuracy and precision of technical and analytical data produced by all health (clinical), environmental, law enforcement laboratories, and physician office laboratories in Kansas.

Budget Years – FY27 and FY28:

The FY27 Division of Public Health budget request totals $227,948,577 of which $8,476,722 is non-expense and $75,261,468 is from the State General Fund (SGF). In FY28, the Division request totals $209,543,066 of which $8,241,522 is non-expense and $56,976,939 (including $2,350,910 in Enhancement Requests) is from the State General Fund (SGF).

Narrative Information—DA 400

Division of the Budget — Agency: Department of Health and Environment

State of Kansas — Program: Division of Public Health –Summary

The charts below contain the Division of Public Health budget request by funding source and expenditure category.

	FY27		FY28	
Funding Source	**Amount**	**%**	**Amount**	**%**
State General Fund	75,261,468	34.29%	56,976,939	28.30%
State Water Plan Funds	32,000	0.01%	32,000	0.02%
Economic Development Initiative Funds	0	0.00%	0	0.00%
Children's Initiative Fund	5,800,000	2.64%	5,800,000	2.88%
Agency Fee Funds	17,587,056	8.01%	18,045,073	8.96%
Federal Funds	119,480,810	54.44%	119,137,635	59.18%
Agency and Trust Funds	1,310,521	0.61%	1,309,897	0.66%
Total Expenditures	**219,471,855**	**100.00%**	**201,301,544**	**100.00%**
Non-Expense				
Agency Fee Funds	2,473,713		2,518,756	
Federal Funds	6,003,009		5,722,766	
Trust Funds	0		0	
Total Non-Expense	**8,476,722**		**8,241,522**	

Narrative Information—DA 400

Division of the Budget — Agency: Department of Health and Environment

State of Kansas — Program: Division of Public Health –Summary

FY27 Expenditure Category	All Funds	% of Total Budget	SGF	% of SGF Budget	% of Total Budget	Other Funds	% of Other Funds Budget	% of Total Budget
Salaries and Wages	45,665,763	20.03%	3,562,285	4.73%	1.56%	42,103,478	27.58%	18.47%
Contractual	46,123,753	20.23%	12,892,299	17.13%	5.66%	33,231,454	21.76%	14.58%
Commodities	6,302,506	2.76%	2,584,823	3.43%	1.13%	3,717,683	2.43%	1.63%
Capital Outlay	566,488	0.25%	353,239	0.47%	0.15%	213,249	0.14%	0.09%
Aid and Other Assistance	120,813,345	53.00%	55,868,822	74.24%	24.51%	64,944,523	42.53%	28.49%
Non-Expense	8,476,722	3.73%	0	0.00%	0.00%	8,476,722	5.56%	3.73%
Total Expenditures	**227,948,577**	**100.00%**	**75,261,468**	**100.00%**	**33.01%**	**152,687,109**	**100.00%**	**66.99%**

FY28 Expenditure Category	All Funds	% of Total Budget	SGF	% of SGF Budget	% of Total Budget	Other Funds	% of Other Funds Budget	% of Total Budget
Salaries and Wages	48,294,502	23.05%	4,004,609	7.03%	1.91%	44,289,893	29.03%	21.14%
Contractual	38,341,001	18.30%	6,628,431	11.63%	3.16%	31,712,570	20.79%	15.13%
Commodities	5,883,539	2.81%	2,277,127	4.00%	1.09%	3,606,412	2.36%	1.72%
Capital Outlay	563,688	0.27%	350,439	0.62%	0.17%	213,249	0.14%	0.10%
Aid and Other Assistance	108,218,814	51.65%	43,716,333	76.72%	20.86%	64,502,481	42.28%	30.78%
Non-Expense	8,241,522	3.92%	0	0.00%	0.00%	8,241,522	5.40%	3.92%
Total Expenditures	**209,543,066**	**100.00%**	**56,976,939**	**100.00%**	**27.19%**	**152,566,127**	**100.00%**	**72.79%**

EXPENDITURE JUSTIFICATION

Account Code 51000-51990: Salaries and Wages

	FY27	FY28
State General Fund	3,562,285	4,004,609
Children's Initiative Fund	0	0
Agency Fee Funds	10,198,212	10,752,617
Federal Funds	31,886,595	33,517,694
Trust Funds	18,671	19,582
Total	45,665,763	48,294,502

Summary: The Division of Public Health consists of 506.02 FTE and 16.50 Non-FTE. Staffing continues at the same level for FY28, subject to change as additional Federal Funding opportunities are communicated by Federal partners.

Salaries and wages, including approved salary increases, are calculated in accordance with Division of Budget guidelines and cost indices and include longevity bonuses which were budgeted in accordance with K.S.A. 75-5541. All fringe benefits were computed in accordance with the budget cost indices as established by the Division of the Budget.

State General Fund - The State General Fund appropriation is used in overall program planning, policy and decision-making, and implementation of administrative, financial, contractual, and budgetary procedures for the division. State general funds are used when activities are such that costs are not supported expenses under specific grants or fee funds. Otherwise, funding is always obtained from the grant or fee fund directly benefiting from such activity. This represents 7.80 percent of the salary request in FY27 and 8.29 percent in FY28.

Children's Initiative Funds – none budgeted in FY27 or FY28.

Agency Fee Funds - This represents 22.33 percent of the salary request in FY27, and 22.26 percent in FY28.

Federal Funds - This represents 69.83 percent of the salary request in FY27, and 69.40 percent in FY28. As with every other category of expenditure, the available level of future federal funding for positions is of great concern to KDHE in the out years. If the federal budget continues its current path staffing levels within the agency will not be able to be maintained without identifying alternative funding sources.

Trust Funds - Almost all this funding comes from the Gifts, Grants, and Donations Fund, and are expenditures targeted by the gift givers.

Account Code 52000 – 52990: Contractual Services

	FY27	FY28
State General Fund	12,892,299	6,628,431
State Water Plan	0	0
Economic Dev Initiative Fund	0	0
Children's Initiative Fund	0	0
Agency Fee Funds	5,295,219	5,289,513
Federal Funds	27,715,885	26,204,242
Trust Funds	220,350	218,815
Total	46,123,753	38,341,001

Summary: This request provides for $46.1M in FY27 and $38.3M in FY28.

Major expenses in this category are communication and travel for inspection activities and licensure programs, repair and service, and contractual obligations with county health departments and community-based organizations.

State General Fund - In each year, most of the Division's contractual services request from SGF is for fees for professional services. Items in this line include, but are not limited to, the Cancer Registry match, contracts to hospital based clinics to provide pediatric diagnostic and treatment services within the Special Health Services section. The Division has also budgeted for travel and communications.

Economic Development Initiative Funds-None requested in FY27 and FY28.

Children's Initiative Funds-None request in FY27 and FY28.

Agency Fee Funds - In each year, most of the Division's contractual service request from fee funds is for other fees. The next three largest expenditure categories are for repair and service, other professional fees, and travel.

Federal Funds – In each year, most of the Division's contractual service request from federal funds is for fees for professional and other services. These services are most often directly related to payments to the Division's partners for medical services or prevention activities for the citizens of Kansas.

Trust Funds - The greatest expenditure is associated with staffing and recruiting services.

Account Code 53000 – 53999: Commodities

	FY27	FY28
State General Fund	2,584,823	2,277,127
State Water Plan	32,000	32,000
Children's Initiative Fund	0	0
Agency Fee Funds	2,020,642	1,929,960
Federal Funds	1,561,841	1,541,252
Trust Funds	103,200	103,200
Total	6,302,506	5,883,539

Summary: The amount requested is for routine office and professional supplies as well as scientific supplies and materials necessary for conducting inspections, collecting samples, investigating food borne illnesses and educating the public regarding various public health programs such as, Breast & Cervical Cancer program, Tobacco use prevention, nutrition resources, and disability prevention. Other scientific supplies are purchased such as

surgery and ostomy supplies, drugs, prosthesis, orthotics, hearing aids, orthopedic shoes, and other items for individuals with disabilities. Expenses also include medications and pharmaceuticals for migrant farm workers and their families and the purchase of STI and TB medications.

State General Fund - In FY27, $513,568 is for PKU treatment products and $329,782 is for vaccine purchases. In FY28, $199,774 is for PKU treatment products and $329,607 is for vaccine purchases. The remainder is for personal protective equipment, professional and scientific supplies, motor vehicle parts and supplies, and office supplies.

State Water Plan Funds-These expenditures are related to professional and scientific supplies for the KHEL.

Children's Initiative Funds – None requested in FY27 and FY28.

Agency Fee Funds - In each year, a majority of the Division's commodity request is for professional and scientific supplies, with office supplies and data processing supplies, making up the biggest portion of the remainder.

Federal Funds – In each year, a majority of the Division's commodity request is for professional and scientific supplies, with other supplies, materials, and parts and drugs and pharmaceuticals making up the biggest portion of the remainder.

Trust Funds – In each year, a majority of the Division's commodity request is for other supplies and materials making up the biggest portion.

Account Code 54000: Capital Outlay

	FY27	FY28
State General Fund	353,239	350,439
Children's Initiative Fund	0	0
Agency Fee Funds	68,483	68,483
Federal Funds	111,466	111,466
Trust Funds	33,300	33,300
Total	566,488	563,688

Summary: The largest portion of this request is in the KHEL to replace equipment at the laboratory. Other purchases of routine replacement of computer related items, such as computer monitors, keyboards, sounds bars, and office furniture to accommodate staff needs. Other equipment purchased includes durable medical equipment (DME) such as wheelchairs and braces purchased for program eligible youth under the Special Health Services (SHS) program. It also allows for the purchase of professional and scientific equipment and passenger cars.

Account Code 55000: Aid to Local

	FY27	FY28
State General Fund	13,686,570	14,373,735
Children's Initiative Fund	1,136,377	1,136,377
Agency Fee Funds	0	0
Federal Funds	25,696,574	25,580,574
Trust Funds	600,000	600,000
Total	41,119,521	41,690,686

Summary: The Division request provides funding for Aid to Locals.
Major programs include:

- General Public Health programs (State Formula Grant) which provides funding to local health departments for development and expansion of their general health programs. There are currently 99 funded programs providing services in all 105 counties.
- Primary Health, which provides affordable, family-oriented primary care for low income and medically underserved Kansans.
- Family Planning programs, which promote optimal reproductive health for men and women through basic preventive and primary health care with treatment and follow-up of identified health problems.
- Infant-Toddler Services, which provides early intervention services at the local level through a statewide service system. Infants and toddlers (birth through age two) with developmental delays and their families benefit. The funds are made available through a grant award process to hospitals, private non-for-profit agencies, education agencies, community developmental disability organizations and local interagency coordinating councils.
- Mothers and Infant Health which promotes positive pregnancy outcomes and health status for mothers and infants and early entry into and compliance with prenatal and pediatric care.

State General Fund - The Division request includes funding for the State Formula grant, Acquired Immune Deficiency Testing, Mothers and Infants Services, Healthy Start, Primary Health, Family Planning activities, Immunization programs, child health, and targeted infant mortality.

Children's Initiative Fund – Included in this request is $1.13M for the Infant-Toddler program for FY27 and FY28.

Agency Fee Funds – Included in this request is expenditures for activities related to the Community Health Worker program and funding received from the Sunflower Foundation.

Federal Funds - Included in this request is: $14.6M for FY27 and FY28 for the WIC program to provide funding for administration, participant certification, nutrition education and food distribution for women, infants, children and the elderly and $3.4M for PHEP activities in both years. There are smaller amounts from other federal grants in this line item, which remain fairly steady across both years.

Account Code 5550: Other Assistance:

	FY27	FY28
State General Fund	42,182,252	29,342,598
Children's Initiative Fund	4,663,623	4,663,623
Agency Fee Funds	4,500	4,500
Federal Funds	32,508,449	32,182,407
Trust Funds	335,000	335,000
Total	79,693,824	66,528,128

Summary: The Division requests funding for Other Assistance.

State General Fund - The Division request includes funding for the State Formula grant, Acquired Immune Deficiency Testing, Mothers and Infants Services, Primary Health, Family Planning activities, Infant Toddler Services, and CP Posture Seating.

Children's Initiative Fund – Included in this request is $4.66M for both years for Infant Toddler Services.

Agency Fee Funds – Included in this request is $4,500 in FY27 and FY28.

Federal Funds - Included in this request is $23.8M in both years for the WIC program to provide funding for food distribution for women, infants, children, and $1.3M in both years for the Infant Toddler program. There are smaller amounts from other federal grants in the line item, which remain fairly steady across both years.

Trust Fund – Included in this request is $335,000 in FY27 and FY28.

406/410 series report

Dept. Name: Division of Health
Agency Name: Health & Environment--Health
Agency Reporting Level: 01
Version: 2028-A-02-00264

Date: 09/09/2026
Time: 09:03:01

Division of the Budget
KANSAS

Obj. Code	OBJECTS OF EXPENDITURE	FY 2026 Actuals	FY 2027 Adjusted Budget Request	FY 2028 Adjusted Budget Request	null	null	null
	Salaries and Wages	43,315,609	45,807,786	48,440,009	0	0	0
519990	SHRINKAGE	0	(142,023)	(145,507)	0	0	0
	TOTAL Salaries and Wages	**43,315,609**	**45,665,763**	**48,294,502**	**0**	**0**	**0**
52000	Communication	1,194,256	872,528	867,917	0	0	0
52100	Freight and Express	1,586,092	1,327,652	989,178	0	0	0
52200	Printing and Advertising	561,997	259,267	192,107	0	0	0
52300	Rents	2,619,232	2,287,909	2,134,136	0	0	0
52400	Reparing and Servicing	6,311,861	5,189,029	5,116,126	0	0	0
52500	Travel and Subsistence	593,277	454,297	405,819	0	0	0
52510	InState Travel and Subsistence	373,192	358,108	284,458	0	0	0
52520	Out of State Travel and Subsis	333,580	272,372	271,694	0	0	0
52530	International Travel and Subsi	5	0	0	0	0	0
52600	Fees-other Services	2,322,829	2,247,444	1,965,691	0	0	0
52700	Fee-Professional Services	29,232,643	32,642,876	25,913,350	0	0	0
52800	Utilities	693	1,000	1,000	0	0	0
52900	Other Contractual Services	398,407	211,271	199,525	0	0	0
	TOTAL Contractual Services	**45,528,064**	**46,123,753**	**38,341,001**	**0**	**0**	**0**
53000	Clothing	12,505	3,460	3,460	0	0	0
53200	Food for Human Consumption	4,925	525	1,025	0	0	0
53300	Fuel (non-motor vehicle use)	11	0	0	0	0	0
53400	Maint Constr Material Supply	37,468	4,426	3,926	0	0	0
53500	Vehicle Part Supply Accessory	136,790	105,373	88,213	0	0	0
53600	Pro Science Supply Material	6,330,433	5,907,031	5,509,744	0	0	0
53700	Office and Data Supplies	145,006	127,465	124,365	0	0	0
53800	Research Supplies and Matieria	41	0	0	0	0	0
53900	Other Supplies and Materials	355,412	154,226	152,806	0	0	0
	TOTAL Commodities	**7,022,591**	**6,302,506**	**5,883,539**	**0**	**0**	**0**
	TOTAL Capital Outlay	**826,605**	**566,488**	**563,688**	**0**	**0**	**0**
	SUBTOTAL State Operations	**96,692,869**	**98,658,510**	**93,082,730**	**0**	**0**	**0**
55000	Federal Aid Payments	40,089,338	25,696,574	25,580,574	0	0	0
55100	State Aid Payments	28,643,917	15,422,947	16,110,112	0	0	0
	TOTAL Aid to Local Governments	**68,733,255**	**41,119,521**	**41,690,686**	**0**	**0**	**0**
55200	Claims	45,707,391	55,795,346	42,501,500	0	0	0
55500	State Special Grants	43,805,710	23,898,478	24,026,628	0	0	0
	TOTAL Other Assistance	**89,513,101**	**79,693,824**	**66,528,128**	**0**	**0**	**0**
	TOTAL Capital Improvements	**6,027**	**0**	**0**	**0**	**0**	**0**
	TOTAL REPORTABLE EXPENDITURES	**254,945,252**	**219,471,855**	**201,301,544**	**0**	**0**	**0**
77300	Transfers	8,832,358	8,476,722	8,241,522	0	0	0
	TOTAL Non-Expense Items	**8,832,358**	**8,476,722**	**8,241,522**	**0**	**0**	**0**
	TOTAL EXPENDITURES	**263,777,610**	**227,948,577**	**209,543,066**	**0**	**0**	**0**

DRAFT

406/410 series report

Dept. Name: Division of Health
Agency Name: Health & Environment--Health
Agency Reporting Level: 01
Version: 2028-A-02-00264

Date: 09/09/2026
Time: 09:03:01

Division of the Budget
KANSAS

Series	Fund Code	FUND/ACCOUNT TITLE	FY 2026 Actuals	FY 2027 Adjusted Budget Request	FY 2028 Adjusted Budget Request	null	null	null
1	1000	0270 OP EXP-INCLD OFF HOS-HLTH	2,407,126	2,810,084	3,026,890	0	0	0
1	1000	0290 LABORATORY	1,580,064	503,297	538,999	0	0	0
1	1000	0670 Lyme Disease Prevention & Research	131,869	115,505	121,953	0	0	0
1	1000	0680 TOBACCO CESSATION PROGRAM	259,053	28,355	91,230	0	0	0
1	1000	1300 BREAST CANCER SCREENING PROGRM	83,736	0	0	0	0	0
1	1000	1550 Child abuse review and evaluation	78,230	105,044	111,537	0	0	0
1	1000	1726 CPR and AED Grants	0	0	114,000	0	0	0
1	**1000**	**1000 SUBTOTAL for 1000's**	**4,540,078**	**3,562,285**	**4,004,609**	**0**	**0**	**0**
1	2000	2105 CIF-HEALTHY START PROGRAM	116,022	0	0	0	0	0
1	**2000**	**2000 SUBTOTAL for 2000's**	**116,022**	**0**	**0**	**0**	**0**	**0**
1	2020	2830 AIR QUALITY FF	9,429	9,336	9,792	0	0	0
1	**2020**	**2020 SUBTOTAL for 2020's**	**9,429**	**9,336**	**9,792**	**0**	**0**	**0**
1	2027	2027 2027 KANSAS NEWBORN SCREENING	1,488,400	1,558,590	1,645,142	0	0	0
1	**2027**	**2027 SUBTOTAL for 2027's**	**1,488,400**	**1,558,590**	**1,645,142**	**0**	**0**	**0**
1	2101	2020 DUI EQUIPMENT FD	264,563	304,253	320,934	0	0	0
1	**2101**	**2101 SUBTOTAL for 2101's**	**264,563**	**304,253**	**320,934**	**0**	**0**	**0**
1	2131	2130 POWER GENERATING FAC FF	266,145	287,677	302,279	0	0	0
1	**2131**	**2131 SUBTOTAL for 2131's**	**266,145**	**287,677**	**302,279**	**0**	**0**	**0**
1	2161	2161 2161 OFFICE OF LABORATORY SVCS OPER	1,240,796	2,555,101	2,683,105	0	0	0
1	**2161**	**2161 SUBTOTAL for 2161's**	**1,240,796**	**2,555,101**	**2,683,105**	**0**	**0**	**0**
1	2269	2030 SSA FF	102,371	116,486	122,912	0	0	0
1	**2269**	**2269 SUBTOTAL for 2269's**	**102,371**	**116,486**	**122,912**	**0**	**0**	**0**
1	2271	2075 SOLID WASTE MANAGEMENT FD	9,337	9,336	9,792	0	0	0
1	**2271**	**2271 SUBTOTAL for 2271's**	**9,337**	**9,336**	**9,792**	**0**	**0**	**0**
1	2291	2295 CIVIL REG & HLTH STATS FF	2,805,271	3,378,461	3,576,682	0	0	0
1	**2291**	**2291 SUBTOTAL for 2291's**	**2,805,271**	**3,378,461**	**3,576,682**	**0**	**0**	**0**
1	2325	2325 2325 Right to Know Fee Fund	189,663	0	0	0	0	0
1	**2325**	**2325 SUBTOTAL for 2325's**	**189,663**	**0**	**0**	**0**	**0**	**0**
1	2415	2280 NUCLEAR SFTY EMER PREP SP REV	300,489	357,420	376,405	0	0	0
1	**2415**	**2415 SUBTOTAL for 2415's**	**300,489**	**357,420**	**376,405**	**0**	**0**	**0**
1	2505	2250 HEALTH FACILITIES REVIEW FD	119,772	25,023	26,370	0	0	0
1	**2505**	**2505 SUBTOTAL for 2505's**	**119,772**	**25,023**	**26,370**	**0**	**0**	**0**
1	2513	2230 TRAUMA FD	309,366	334,526	351,294	0	0	0
1	**2513**	**2513 SUBTOTAL for 2513's**	**309,366**	**334,526**	**351,294**	**0**	**0**	**0**
1	2531	2530 RADIATION CONTROL OPS FDF	1,152,079	1,262,003	1,327,910	0	0	0
1	**2531**	**2531 SUBTOTAL for 2531's**	**1,152,079**	**1,262,003**	**1,327,910**	**0**	**0**	**0**
1	3028	3450 CHILD CARE/DEV BLK GRT FDF	2,380,572	0	0	0	0	0
1	**3028**	**3028 SUBTOTAL for 3028's**	**2,380,572**	**0**	**0**	**0**	**0**	**0**
1	3031	3640 OFFICE OF RURAL HEALTH FDF	73,420	102,703	108,446	0	0	0
1	**3031**	**3031 SUBTOTAL for 3031's**	**73,420**	**102,703**	**108,446**	**0**	**0**	**0**
1	3064	3062 MEDICARE FUND	1,434,876	1,342,335	1,342,799	0	0	0
1	3064	3063 MEDICARE FUND-OASIS	5,810	0	0	0	0	0
1	3064	3065 MEDICARE FDF-XFER TO ST AGYS	21,229	0	0	0	0	0
1	3064	3421 CLINICAL LAB IMPV AMEND-FDF	155,312	449,261	473,679	0	0	0
1	**3064**	**3064 SUBTOTAL for 3064's**	**1,617,227**	**1,791,596**	**1,816,478**	**0**	**0**	**0**

PDF

406/410 series report

Dept. Name: Division of Health
Agency Name: Health & Environment--Health
Agency Reporting Level: 01
Version: 2028-A-02-00264

Date: 09/09/2026
Time: 09:03:01

Division of the Budget
KANSAS

Series	Fund Code	FUND/ACCOUNT TITLE	FY 2026 Actuals	FY 2027 Adjusted Budget Request	FY 2028 Adjusted Budget Request	null	null	null
1	3069	3070 MIGRANT HEALTH PRG FDF	617,715	784,970	829,800	0	0	0
1	**3069**	**3069 SUBTOTAL for 3069's**	**617,715**	**784,970**	**829,800**	**0**	**0**	**0**
1	3070	3080 VENEREAL DISEASE CTRL PRJ FDF	477,771	570,447	603,533	0	0	0
1	**3070**	**3070 SUBTOTAL for 3070's**	**477,771**	**570,447**	**603,533**	**0**	**0**	**0**
1	3071	4610 DP&HP-TUBERCULOSIS PREVNT GRNT	305,706	297,071	313,189	0	0	0
1	**3071**	**3071 SUBTOTAL for 3071's**	**305,706**	**297,071**	**313,189**	**0**	**0**	**0**
1	3077	3103 WOMEN/INFNT/CHLD HLTH-ST OP	1,267,910	1,433,946	1,531,795	0	0	0
1	3077	3104 WOMEN/INFNT/CHLD HLTH-FOOD	2,215	0	0	0	0	0
1	**3077**	**3077 SUBTOTAL for 3077's**	**1,270,125**	**1,433,946**	**1,531,795**	**0**	**0**	**0**
1	3098	3096 KS ERASE-MMR	85,506	111,060	117,717	0	0	0
1	3098	3098 3098 VR QUALITY IMPROVEMENT	77,568	117,035	122,981	0	0	0
1	**3098**	**3098 SUBTOTAL for 3098's**	**163,074**	**228,095**	**240,698**	**0**	**0**	**0**
1	3102	3620 ZIKA BIRTH DEFECTS SURV & REF	21,347	0	0	0	0	0
1	**3102**	**3102 SUBTOTAL for 3102's**	**21,347**	**0**	**0**	**0**	**0**	**0**
1	3150	3350 BREST/CERV CNCR PRG/DET FDF	967,379	1,052,717	1,109,997	0	0	0
1	3150	3360 B&CC PRG-COMPREHENSIVE CANCER	166,548	287,800	303,837	0	0	0
1	3150	3885 COLLAB APP-CHRNC DIS-BRFSS	299,171	417,996	442,569	0	0	0
1	3150	3888 EPI/LAB CAPACITY-INFECT DIS	4,000,255	4,673,020	4,921,921	0	0	0
1	**3150**	**3150 SUBTOTAL for 3150's**	**5,433,353**	**6,431,533**	**6,778,324**	**0**	**0**	**0**
1	3284	3284 3284 SAMHSA-PROJECT LAUNCH INTV	107,568	0	0	0	0	0
1	**3284**	**3284 SUBTOTAL for 3284's**	**107,568**	**0**	**0**	**0**	**0**	**0**
1	3292	3292 3292 EMSC-PARTNERSHIP GRANT	35,149	83,479	87,989	0	0	0
1	**3292**	**3292 SUBTOTAL for 3292's**	**35,149**	**83,479**	**87,989**	**0**	**0**	**0**
1	3293	3293 3293 PRIMARY CARE OFFICES	65,252	83,400	87,847	0	0	0
1	**3293**	**3293 SUBTOTAL for 3293's**	**65,252**	**83,400**	**87,847**	**0**	**0**	**0**
1	3294	3290 SEXUAL VIOLENCE PRVNT/EDU	113,876	171,197	180,334	0	0	0
1	3294	3291 KS Adv Violence-Epi RTP	100,806	105,528	111,797	0	0	0
1	3294	3294 3294 INJURY INTERVENTION	1,281,038	1,380,568	1,457,924	0	0	0
1	**3294**	**3294 SUBTOTAL for 3294's**	**1,495,720**	**1,657,293**	**1,750,055**	**0**	**0**	**0**
1	3295	3295 3295 WATER SUPPLY FDF	4,593	0	0	0	0	0
1	**3295**	**3295 SUBTOTAL for 3295's**	**4,593**	**0**	**0**	**0**	**0**	**0**
1	3296	3296 3296 CHLDHD LEAD POISNG PRVNT PRG	87,602	145,966	153,666	0	0	0
1	**3296**	**3296 SUBTOTAL for 3296's**	**87,602**	**145,966**	**153,666**	**0**	**0**	**0**
1	3298	3298 3298 RURAL HOSPITAL FLEX PRG	127,432	185,870	196,196	0	0	0
1	**3298**	**3298 SUBTOTAL for 3298's**	**127,432**	**185,870**	**196,196**	**0**	**0**	**0**
1	3328	3310 RYAN WHITE TITLE II FDF	416,961	482,006	509,248	0	0	0
1	3328	3311 RYAN WHITE CARE ACT-TTL II	521,886	643,974	681,281	0	0	0
1	**3328**	**3328 SUBTOTAL for 3328's**	**938,847**	**1,125,980**	**1,190,529**	**0**	**0**	**0**
1	3329	3319 HOMELAND SECURITY/PREP	1,302,789	1,432,881	1,499,242	0	0	0
1	**3329**	**3329 SUBTOTAL for 3329's**	**1,302,789**	**1,432,881**	**1,499,242**	**0**	**0**	**0**
1	3371	3374 CSHNC PROJECT	277,037	312,540	330,507	0	0	0
1	3371	3375 KS ST SYS DEV INTV-SSDI	90,205	91,361	95,929	0	0	0
1	3371	3376 CISS-SECCESS PLANNING-ECCS	76,452	85,476	90,834	0	0	0
1	3371	3378 MCH-HEMOPHILIA	50,624	0	0	0	0	0
1	3371	3379 HRSA-PNMHSASTR	51,608	51,645	54,578	0	0	0

DRAFT

406/410 series report

Dept. Name: Division of Health
Agency Name: Health & Environment--Health
Agency Reporting Level: 01
Version: 2028-A-02-00264

Date: 09/09/2026
Time: 09:03:01

Division of the Budget
KANSAS

Series	Fund Code	FUND/ACCOUNT TITLE	FY 2026 Actuals	FY 2027 Adjusted Budget Request	FY 2028 Adjusted Budget Request	null	null	null
1	3371	3380 St. NBS Sys Priorities Prgm	117,355	98,407	103,699	0	0	0
1	**3371**	**3371 SUBTOTAL for 3371's**	**663,281**	**639,429**	**675,547**	**0**	**0**	**0**
1	3372	3150 IMMUNIZATION GRANT FDF	2,027,230	2,203,494	2,339,075	0	0	0
1	**3372**	**3372 SUBTOTAL for 3372's**	**2,027,230**	**2,203,494**	**2,339,075**	**0**	**0**	**0**
1	3392	3392 3392 SMALL HOSPITAL IMPV PRG	58,965	87,027	91,783	0	0	0
1	**3392**	**3392 SUBTOTAL for 3392's**	**58,965**	**87,027**	**91,783**	**0**	**0**	**0**
1	3398	3398 3398 HOSPITAL BIOTERRORISM PREP	279,051	402,736	425,225	0	0	0
1	**3398**	**3398 SUBTOTAL for 3398's**	**279,051**	**402,736**	**425,225**	**0**	**0**	**0**
1	3414	0441 MED ASST FDF-MED ADMIN	336,723	373,325	392,899	0	0	0
1	**3414**	**3414 SUBTOTAL for 3414's**	**336,723**	**373,325**	**392,899**	**0**	**0**	**0**
1	3459	3459 3459 UNIVERSAL NEWBORN HRNG SCRNG	131,896	137,679	145,559	0	0	0
1	**3459**	**3459 SUBTOTAL for 3459's**	**131,896**	**137,679**	**145,559**	**0**	**0**	**0**
1	3502	3502 3502 MED RESV SML GRT-NACCHO TRN	68,970	0	0	0	0	0
1	**3502**	**3502 SUBTOTAL for 3502's**	**68,970**	**0**	**0**	**0**	**0**	**0**
1	3503	3503 3503 AFFRD CARE ACT-HOME VSTNG PRG	343,991	0	0	0	0	0
1	**3503**	**3503 SUBTOTAL for 3503's**	**343,991**	**0**	**0**	**0**	**0**	**0**
1	3511	3160 DIAGNOSTIC X-RAY PRG FDF-ENVIR	172,932	175,803	185,163	0	0	0
1	**3511**	**3511 SUBTOTAL for 3511's**	**172,932**	**175,803**	**185,163**	**0**	**0**	**0**
1	3516	3171 IDEA INFANT TODDLER-PRT C	449,669	609,354	646,425	0	0	0
1	**3516**	**3516 SUBTOTAL for 3516's**	**449,669**	**609,354**	**646,425**	**0**	**0**	**0**
1	3598	3598 3598 KANSAS TOBACCO CONTROL PROGRAM	519,543	804,867	787,824	0	0	0
1	**3598**	**3598 SUBTOTAL for 3598's**	**519,543**	**804,867**	**787,824**	**0**	**0**	**0**
1	3599	3599 3599 Colorectal Cancer Screening	57,690	0	0	0	0	0
1	**3599**	**3599 SUBTOTAL for 3599's**	**57,690**	**0**	**0**	**0**	**0**	**0**
1	3603	3603 3603 Dibetes&Hrt Dis &Strk Pvntn	269,578	343,074	362,142	0	0	0
1	**3603**	**3603 SUBTOTAL for 3603's**	**269,578**	**343,074**	**362,142**	**0**	**0**	**0**
1	3607	3607 3607 ALZHEIMERS ASSN INCLUSION FY19	141,460	225,172	237,908	0	0	0
1	**3607**	**3607 SUBTOTAL for 3607's**	**141,460**	**225,172**	**237,908**	**0**	**0**	**0**
1	3608	3608 3608 ESSA/PRESCHL DVLPMNT GRNT 0-5	43,542	0	0	0	0	0
1	**3608**	**3608 SUBTOTAL for 3608's**	**43,542**	**0**	**0**	**0**	**0**	**0**
1	3612	3612 3612 KS NBHS Info Sys M&E	85,323	105,915	111,364	0	0	0
1	**3612**	**3612 SUBTOTAL for 3612's**	**85,323**	**105,915**	**111,364**	**0**	**0**	**0**
1	3614	3200 PREV HLTH/HLTH SVC BLK GRT FDF	639,439	678,513	732,564	0	0	0
1	**3614**	**3614 SUBTOTAL for 3614's**	**639,439**	**678,513**	**732,564**	**0**	**0**	**0**
1	3616	3210 MAT/CHLD HLTH SVC BLK BRNT FDF	1,638,656	1,856,134	1,960,614	0	0	0
1	**3616**	**3616 SUBTOTAL for 3616's**	**1,638,656**	**1,856,134**	**1,960,614**	**0**	**0**	**0**
1	3617	3220 NATL CTR FOR HLTH STATS FDF	393,918	521,297	537,417	0	0	0
1	**3617**	**3617 SUBTOTAL for 3617's**	**393,918**	**521,297**	**537,417**	**0**	**0**	**0**
1	3622	3271 KS TTL X-FMLY PLNG SVCS PRG	200,756	377,008	398,277	0	0	0
1	**3622**	**3622 SUBTOTAL for 3622's**	**200,756**	**377,008**	**398,277**	**0**	**0**	**0**
1	3641	3641 3641 Viral Hepatitis	283,330	266,535	281,839	0	0	0
1	**3641**	**3641 SUBTOTAL for 3641's**	**283,330**	**266,535**	**281,839**	**0**	**0**	**0**
1	3657	3657 3657 DRG ENDANGERD CHLDRN IN KS FND	60,460	79,746	83,852	0	0	0
1	**3657**	**3657 SUBTOTAL for 3657's**	**60,460**	**79,746**	**83,852**	**0**	**0**	**0**

DRAFT

406/410 series report

Dept. Name: Division of Health
Agency Name: Health & Environment--Health
Agency Reporting Level: 01
Version: 2028-A-02-00264

Date: 09/09/2026
Time: 09:03:01

Division of the Budget
KANSAS

Series	Fund Code	FUND/ACCOUNT TITLE	FY 2026 Actuals	FY 2027 Adjusted Budget Request	FY 2028 Adjusted Budget Request	null	null	null
1	3660	3660 3660 KS Enviro Health Capacity Prog	286,459	342,684	359,702	0	0	0
1	**3660**	**3660 SUBTOTAL for 3660's**	**286,459**	**342,684**	**359,702**	**0**	**0**	**0**
1	3670	3601 LEAD TST SCHL/CHLD CARE WATER	7,507	11,658	12,237	0	0	0
1	**3670**	**3670 SUBTOTAL for 3670's**	**7,507**	**11,658**	**12,237**	**0**	**0**	**0**
1	3704	3704 3704 FALLS PREV	60,098	0	0	0	0	0
1	**3704**	**3704 SUBTOTAL for 3704's**	**60,098**	**0**	**0**	**0**	**0**	**0**
1	3705	3705 3705 SELF-MNGMT ED FUND	50,947	0	0	0	0	0
1	**3705**	**3705 SUBTOTAL for 3705's**	**50,947**	**0**	**0**	**0**	**0**	**0**
1	3740	3521 HIV PRVNT PRJS	544,645	600,036	635,132	0	0	0
1	3740	3524 CHW HIV REACH	122,331	170,332	180,469	0	0	0
1	**3740**	**3740 SUBTOTAL for 3740's**	**666,976**	**770,368**	**815,601**	**0**	**0**	**0**
1	3750	3750 3750 WIC .NET UPGRADE-ARRA	5,819	0	0	0	0	0
1	**3750**	**3750 SUBTOTAL for 3750's**	**5,819**	**0**	**0**	**0**	**0**	**0**
1	3755	3756 ARTHRITIS EVDNCE BS INT FD FND	11,590	0	0	0	0	0
1	**3755**	**3755 SUBTOTAL for 3755's**	**11,590**	**0**	**0**	**0**	**0**	**0**
1	3760	3755 ST LOAN REPAYMENT PRG	8,396	0	0	0	0	0
1	**3760**	**3760 SUBTOTAL for 3760's**	**8,396**	**0**	**0**	**0**	**0**	**0**
1	3884	3930 STATE INDOOR RADON GRANT FDF	12,430	12,645	13,327	0	0	0
1	**3884**	**3884 SUBTOTAL for 3884's**	**12,430**	**12,645**	**13,327**	**0**	**0**	**0**
1	3901	3901 3901 ADV HLTH EQUITY FOR DIABETE FD	203,727	227,294	239,997	0	0	0
1	**3901**	**3901 SUBTOTAL for 3901's**	**203,727**	**227,294**	**239,997**	**0**	**0**	**0**
1	3921	3921 3921 KS ACT IMP ORALHLTH OUTCOME FD	100,096	0	0	0	0	0
1	**3921**	**3921 SUBTOTAL for 3921's**	**100,096**	**0**	**0**	**0**	**0**	**0**
1	3926	3926 3926 STRENGTHEN US PUBLIC HEALTH FD	3,134,928	3,260,534	3,434,810	0	0	0
1	**3926**	**3926 SUBTOTAL for 3926's**	**3,134,928**	**3,260,534**	**3,434,810**	**0**	**0**	**0**
1	3933	3933 3933 WISEWOMAN FUND	297,913	336,436	355,165	0	0	0
1	**3933**	**3933 SUBTOTAL for 3933's**	**297,913**	**336,436**	**355,165**	**0**	**0**	**0**
1	3936	3936 3936 School Based Data Collection	89,205	89,826	94,870	0	0	0
1	**3936**	**3936 SUBTOTAL for 3936's**	**89,205**	**89,826**	**94,870**	**0**	**0**	**0**
1	3939	3939 3939 Rural Hlth Transfrm FD	39,771	734,835	754,228	0	0	0
1	**3939**	**3939 SUBTOTAL for 3939's**	**39,771**	**734,835**	**754,228**	**0**	**0**	**0**
1	7311	7090 GIFTS GRNTS & DNTNS FD-HEALTH	20,036	0	0	0	0	0
1	**7311**	**7311 SUBTOTAL for 7311's**	**20,036**	**0**	**0**	**0**	**0**	**0**
1	7399	7060 UDRGRD PETRO STG TNK REL TRST	9,429	9,336	9,791	0	0	0
1	**7399**	**7399 SUBTOTAL for 7399's**	**9,429**	**9,336**	**9,791**	**0**	**0**	**0**
1	7968	8512 KPWS STATE PGM MGMT	4,836	9,335	9,791	0	0	0
1	**7968**	**7968 SUBTOTAL for 7968's**	**4,836**	**9,335**	**9,791**	**0**	**0**	**0**
		2362 TOTAL Salaries and Wages	**43,315,609**	**45,807,786**	**48,440,009**	**0**	**0**	**0**
10	3064	3062 MEDICARE FUND	0	(111,123)	(112,482)	0	0	0
10	**3064**	**3064 SUBTOTAL for 3064's**	**0**	**(111,123)**	**(112,482)**	**0**	**0**	**0**
10	3070	3080 VENEREAL DISEASE CTRL PRJ FDF	0	(30,900)	(33,025)	0	0	0
10	**3070**	**3070 SUBTOTAL for 3070's**	**0**	**(30,900)**	**(33,025)**	**0**	**0**	**0**
		2382 TOTAL Shrinkage	**0**	**(142,023)**	**(145,507)**	**0**	**0**	**0**
2	1000	0270 OP EXP-INCLD OFF HOS-HLTH	1,391,652	5,821,855	2,570,135	0	0	0

DRAFT

406/410 series report

Dept. Name: Division of Health
Agency Name: Health & Environment--Health
Agency Reporting Level: 01
Version: 2028-A-02-00264

Date: 09/09/2026
Time: 09:03:01

Division of the Budget
KANSAS

Series	Fund Code	FUND/ACCOUNT TITLE	FY 2026 Actuals	FY 2027 Adjusted Budget Request	FY 2028 Adjusted Budget Request	null	null	null
2	1000	0290 LABORATORY	1,040,823	963,430	1,383,630	0	0	0
2	1000	0350 AID TO LOCAL UNITS	20,856	0	0	0	0	0
2	1000	0610 AID TO LCL UNITS-WOMENS WELLNESS	0	426,876	213,438	0	0	0
2	1000	0670 Lyme Disease Prevention & Research	9,216	28,445	26,871	0	0	0
2	1000	0680 TOBACCO CESSATION PROGRAM	456,026	940,317	693,311	0	0	0
2	1000	0800 LAB EQUIPMENT REPLACEMENT	13,519	0	0	0	0	0
2	1000	1300 BREAST CANCER SCREENING PROGRM	319,228	4,029,214	1,147,931	0	0	0
2	1000	1400 IMMUNIZATION PROGRAMS	2,703	0	0	0	0	0
2	1000	1550 Child abuse review and evaluation	302,237	416,819	367,165	0	0	0
2	1000	1720 State Trauma Fund	233,613	265,343	208,950	0	0	0
2	1000	1726 CPR and AED Grants	0	0	17,000	0	0	0
2	1000	8750 KDHE LAB	25,925	0	0	0	0	0
2	**1000**	**1000 SUBTOTAL for 1000's**	**3,815,798**	**12,892,299**	**6,628,431**	**0**	**0**	**0**
2	1800	1802 SWPF-CONTAMINATION REMEDIATION	18,315	0	0	0	0	0
2	**1800**	**1800 SUBTOTAL for 1800's**	**18,315**	**0**	**0**	**0**	**0**	**0**
2	2000	2105 CIF-HEALTHY START PROGRAM	82,685	0	0	0	0	0
2	2000	2109 CIF-SMOKING PREVENTION	90,759	0	0	0	0	0
2	**2000**	**2000 SUBTOTAL for 2000's**	**173,444**	**0**	**0**	**0**	**0**	**0**
2	2027	2027 2027 KANSAS NEWBORN SCREENING	1,410,629	1,673,975	1,673,975	0	0	0
2	**2027**	**2027 SUBTOTAL for 2027's**	**1,410,629**	**1,673,975**	**1,673,975**	**0**	**0**	**0**
2	2101	2020 DUI EQUIPMENT FD	91,548	90,415	90,415	0	0	0
2	**2101**	**2101 SUBTOTAL for 2101's**	**91,548**	**90,415**	**90,415**	**0**	**0**	**0**
2	2131	2130 POWER GENERATING FAC FF	115,972	111,175	111,075	0	0	0
2	**2131**	**2131 SUBTOTAL for 2131's**	**115,972**	**111,175**	**111,075**	**0**	**0**	**0**
2	2161	2161 2161 OFFICE OF LABORATORY SVCS OPER	325,020	463,520	463,520	0	0	0
2	**2161**	**2161 SUBTOTAL for 2161's**	**325,020**	**463,520**	**463,520**	**0**	**0**	**0**
2	2183	2160 HLTH & ENVIR TRN FF-HLTH	3,504	3,750	3,750	0	0	0
2	**2183**	**2183 SUBTOTAL for 2183's**	**3,504**	**3,750**	**3,750**	**0**	**0**	**0**
2	2269	2030 SSA FF	130,407	139,995	140,395	0	0	0
2	**2269**	**2269 SUBTOTAL for 2269's**	**130,407**	**139,995**	**140,395**	**0**	**0**	**0**
2	2291	2295 CIVIL REG & HLTH STATS FF	2,036,793	2,039,011	2,039,011	0	0	0
2	**2291**	**2291 SUBTOTAL for 2291's**	**2,036,793**	**2,039,011**	**2,039,011**	**0**	**0**	**0**
2	2313	2313 2313 Child Care Criminal Backround	719,967	0	0	0	0	0
2	**2313**	**2313 SUBTOTAL for 2313's**	**719,967**	**0**	**0**	**0**	**0**	**0**
2	2325	2325 2325 Right to Know Fee Fund	57,417	0	0	0	0	0
2	**2325**	**2325 SUBTOTAL for 2325's**	**57,417**	**0**	**0**	**0**	**0**	**0**
2	2415	2280 NUCLEAR SFTY EMER PREP SP REV	41,309	45,000	45,000	0	0	0
2	**2415**	**2415 SUBTOTAL for 2415's**	**41,309**	**45,000**	**45,000**	**0**	**0**	**0**
2	2505	2250 HEALTH FACILITIES REVIEW FD	8,560	110,889	109,383	0	0	0
2	**2505**	**2505 SUBTOTAL for 2505's**	**8,560**	**110,889**	**109,383**	**0**	**0**	**0**
2	2513	2230 TRAUMA FD	64,069	27,471	27,471	0	0	0
2	**2513**	**2513 SUBTOTAL for 2513's**	**64,069**	**27,471**	**27,471**	**0**	**0**	**0**
2	2531	2530 RADIATION CONTROL OPS FDF	142,183	135,375	130,875	0	0	0
2	**2531**	**2531 SUBTOTAL for 2531's**	**142,183**	**135,375**	**130,875**	**0**	**0**	**0**
2	2653	2320 DISTRICT CORONERS FD	449,554	449,554	449,554	0	0	0

DRAFT

406/410 series report

Dept. Name: Division of Health
Agency Name: Health & Environment--Health
Agency Reporting Level: 01
Version: 2028-A-02-00264

Date: 09/09/2026
Time: 09:03:01

Division of the Budget
KANSAS

Series	Fund Code	FUND/ACCOUNT TITLE	FY 2026 Actuals	FY 2027 Adjusted Budget Request	FY 2028 Adjusted Budget Request	null	null	null
2	**2653**	**2653 SUBTOTAL for 2653's**	**449,554**	**449,554**	**449,554**	**0**	**0**	**0**
2	2657	2330 LOC AIR QUAL CTL AUTH REG SV F	188	189	189	0	0	0
2	**2657**	**2657 SUBTOTAL for 2657's**	**188**	**189**	**189**	**0**	**0**	**0**
2	2731	2731 2731 MAT CTR/CHLD CARE LIC FF	839	0	0	0	0	0
2	**2731**	**2731 SUBTOTAL for 2731's**	**839**	**0**	**0**	**0**	**0**	**0**
2	2912	2710 SPNSD PRJ OH FD-HLTH-FRM FF	6,329	4,900	4,900	0	0	0
2	**2912**	**2912 SUBTOTAL for 2912's**	**6,329**	**4,900**	**4,900**	**0**	**0**	**0**
2	3028	3450 CHILD CARE/DEV BLK GRT FDF	220,690	0	0	0	0	0
2	**3028**	**3028 SUBTOTAL for 3028's**	**220,690**	**0**	**0**	**0**	**0**	**0**
2	3031	3640 OFFICE OF RURAL HEALTH FDF	23,183	19,400	19,400	0	0	0
2	**3031**	**3031 SUBTOTAL for 3031's**	**23,183**	**19,400**	**19,400**	**0**	**0**	**0**
2	3064	3062 MEDICARE FUND	639,793	244,709	244,709	0	0	0
2	3064	3063 MEDICARE FUND-OASIS	10,658	0	0	0	0	0
2	3064	3065 MEDICARE FDF-XFER TO ST AGYS	5,821	1,000	1,000	0	0	0
2	3064	3421 CLINICAL LAB IMPV AMEND-FDF	27,137	30,875	30,875	0	0	0
2	**3064**	**3064 SUBTOTAL for 3064's**	**683,409**	**276,584**	**276,584**	**0**	**0**	**0**
2	3069	3069 3069 HLTH CNTRS COVID-19	1,833	0	0	0	0	0
2	3069	3070 MIGRANT HEALTH PRG FDF	1,381,496	1,125,725	1,121,225	0	0	0
2	**3069**	**3069 SUBTOTAL for 3069's**	**1,383,329**	**1,125,725**	**1,121,225**	**0**	**0**	**0**
2	3070	3080 VENEREAL DISEASE CTRL PRJ FDF	154,948	64,524	36,036	0	0	0
2	**3070**	**3070 SUBTOTAL for 3070's**	**154,948**	**64,524**	**36,036**	**0**	**0**	**0**
2	3071	4610 DP&HP-TUBERCULOSIS PREVNT GRNT	380,727	351,922	76,303	0	0	0
2	**3071**	**3071 SUBTOTAL for 3071's**	**380,727**	**351,922**	**76,303**	**0**	**0**	**0**
2	3077	3103 WOMEN/INFNT/CHLD HLTH-ST OP	2,473,251	1,470,330	1,470,330	0	0	0
2	3077	3104 WOMEN/INFNT/CHLD HLTH-FOOD	146,881	101,500	1,500	0	0	0
2	**3077**	**3077 SUBTOTAL for 3077's**	**2,620,132**	**1,571,830**	**1,471,830**	**0**	**0**	**0**
2	3092	3092 3092 INTOXILYZER REPLACEMENT	107,232	195,000	195,000	0	0	0
2	**3092**	**3092 SUBTOTAL for 3092's**	**107,232**	**195,000**	**195,000**	**0**	**0**	**0**
2	3098	3096 KS ERASE-MMR	315,419	382,500	376,143	0	0	0
2	3098	3098 3098 VR QUALITY IMPROVEMENT	69,179	23,140	17,194	0	0	0
2	**3098**	**3098 SUBTOTAL for 3098's**	**384,598**	**405,640**	**393,337**	**0**	**0**	**0**
2	3102	3620 ZIKA BIRTH DEFECTS SURV & REF	14,420	0	0	0	0	0
2	**3102**	**3102 SUBTOTAL for 3102's**	**14,420**	**0**	**0**	**0**	**0**	**0**
2	3150	3350 BREST/CERV CNCR PRG/DET FDF	1,860,245	1,434,190	1,433,456	0	0	0
2	3150	3355 B&CC PRG-CANCER REGISTRIES	734,086	734,086	734,086	0	0	0
2	3150	3360 B&CC PRG-COMPREHENSIVE CANCER	219,014	217,160	217,160	0	0	0
2	3150	3885 COLLAB APP-CHRNC DIS-BRFSS	254,545	365,825	365,825	0	0	0
2	3150	3888 EPI/LAB CAPACITY-INFECT DIS	3,312,204	1,557,371	1,328,974	0	0	0
2	**3150**	**3150 SUBTOTAL for 3150's**	**6,380,094**	**4,308,632**	**4,079,501**	**0**	**0**	**0**
2	3284	3284 3284 SAMHSA-PROJECT LAUNCH INTV	7,018	0	0	0	0	0
2	**3284**	**3284 SUBTOTAL for 3284's**	**7,018**	**0**	**0**	**0**	**0**	**0**
2	3292	3292 3292 EMSC-PARTNERSHIP GRANT	6,767	7,900	7,900	0	0	0
2	**3292**	**3292 SUBTOTAL for 3292's**	**6,767**	**7,900**	**7,900**	**0**	**0**	**0**
2	3293	3293 3293 PRIMARY CARE OFFICES	29,860	27,600	24,600	0	0	0
2	**3293**	**3293 SUBTOTAL for 3293's**	**29,860**	**27,600**	**24,600**	**0**	**0**	**0**

DRAFT

406/410 series report

Dept. Name: Division of Health
Agency Name: Health & Environment--Health
Agency Reporting Level: 01
Version: 2028-A-02-00264

Date: 09/09/2026
Time: 09:03:01

Division of the Budget
KANSAS

Series	Fund Code	FUND/ACCOUNT TITLE	FY 2026 Actuals	FY 2027 Adjusted Budget Request	FY 2028 Adjusted Budget Request	null	null	null
2	3294	3290 SEXUAL VIOLENCE PRVNT/EDU	16,517	7,400	7,400	0	0	0
2	3294	3291 KS Adv Violence-Epi RTP	17,889	18,073	18,073	0	0	0
2	3294	3294 3294 INJURY INTERVENTION	481,681	490,281	461,281	0	0	0
2	**3294**	**3294 SUBTOTAL for 3294's**	**516,087**	**515,754**	**486,754**	**0**	**0**	**0**
2	3296	3296 3296 CHLDHD LEAD POISNG PRVNT PRG	265,666	310,946	310,946	0	0	0
2	**3296**	**3296 SUBTOTAL for 3296's**	**265,666**	**310,946**	**310,946**	**0**	**0**	**0**
2	3298	3298 3298 RURAL HOSPITAL FLEX PRG	182,723	154,450	154,450	0	0	0
2	**3298**	**3298 SUBTOTAL for 3298's**	**182,723**	**154,450**	**154,450**	**0**	**0**	**0**
2	3328	3310 RYAN WHITE TITLE II FDF	4,637,772	2,407,388	2,407,138	0	0	0
2	3328	3311 RYAN WHITE CARE ACT-TTL II	3,741,487	4,734,672	4,708,581	0	0	0
2	3328	3318 ADAP Shortfall	0	939,894	939,894	0	0	0
2	**3328**	**3328 SUBTOTAL for 3328's**	**8,379,259**	**8,081,954**	**8,055,613**	**0**	**0**	**0**
2	3329	3319 HOMELAND SECURITY/PREP	846,284	1,001,765	976,126	0	0	0
2	**3329**	**3329 SUBTOTAL for 3329's**	**846,284**	**1,001,765**	**976,126**	**0**	**0**	**0**
2	3371	3374 CSHNC PROJECT	183,619	62,670	60,568	0	0	0
2	3371	3376 CISS-SECCESS PLANNING-ECCS	155,434	155,297	150,589	0	0	0
2	3371	3378 MCH-HEMOPHILIA	486,691	0	0	0	0	0
2	3371	3379 HRSA-PNMHSASTR	305,708	676,490	676,490	0	0	0
2	3371	3380 St. NBS Sys Priorities Prgm	73,798	81,832	81,832	0	0	0
2	**3371**	**3371 SUBTOTAL for 3371's**	**1,205,250**	**976,289**	**969,479**	**0**	**0**	**0**
2	3372	3150 IMMUNIZATION GRANT FDF	984,035	1,001,479	862,687	0	0	0
2	**3372**	**3372 SUBTOTAL for 3372's**	**984,035**	**1,001,479**	**862,687**	**0**	**0**	**0**
2	3392	3392 3392 SMALL HOSPITAL IMPV PRG	(21,422)	0	0	0	0	0
2	**3392**	**3392 SUBTOTAL for 3392's**	**(21,422)**	**0**	**0**	**0**	**0**	**0**
2	3398	3398 3398 HOSPITAL BIOTERRORISM PREP	1,447,408	1,452,675	1,452,675	0	0	0
2	**3398**	**3398 SUBTOTAL for 3398's**	**1,447,408**	**1,452,675**	**1,452,675**	**0**	**0**	**0**
2	3406	3406 3406 SR FARMERS MARKET PRG	16,625	13,547	13,547	0	0	0
2	**3406**	**3406 SUBTOTAL for 3406's**	**16,625**	**13,547**	**13,547**	**0**	**0**	**0**
2	3414	3402 BIRTH ID/VERIF FEES-KPHA	78,873	0	0	0	0	0
2	**3414**	**3414 SUBTOTAL for 3414's**	**78,873**	**0**	**0**	**0**	**0**	**0**
2	3459	3459 3459 UNIVERSAL NEWBORN HRNG SCRNG	14,344	9,900	9,900	0	0	0
2	**3459**	**3459 SUBTOTAL for 3459's**	**14,344**	**9,900**	**9,900**	**0**	**0**	**0**
2	3502	3502 3502 MED RESV SML GRT-NACCHO TRN	288,735	0	0	0	0	0
2	**3502**	**3502 SUBTOTAL for 3502's**	**288,735**	**0**	**0**	**0**	**0**	**0**
2	3503	3503 3503 AFFRD CARE ACT-HOME VSTNG PRG	1,453,118	0	0	0	0	0
2	**3503**	**3503 SUBTOTAL for 3503's**	**1,453,118**	**0**	**0**	**0**	**0**	**0**
2	3511	3160 DIAGNOSTIC X-RAY PRG FDF-ENVIR	10,038	10,600	10,600	0	0	0
2	**3511**	**3511 SUBTOTAL for 3511's**	**10,038**	**10,600**	**10,600**	**0**	**0**	**0**
2	3516	3171 IDEA INFANT TODDLER-PRT C	799,615	1,621,650	1,621,650	0	0	0
2	**3516**	**3516 SUBTOTAL for 3516's**	**799,615**	**1,621,650**	**1,621,650**	**0**	**0**	**0**
2	3598	3598 3598 KANSAS TOBACCO CONTROL PROGRAM	593,089	514,900	514,900	0	0	0
2	**3598**	**3598 SUBTOTAL for 3598's**	**593,089**	**514,900**	**514,900**	**0**	**0**	**0**
2	3599	3599 3599 Colorectal Cancer Screening	40,165	0	0	0	0	0
2	**3599**	**3599 SUBTOTAL for 3599's**	**40,165**	**0**	**0**	**0**	**0**	**0**
2	3602	3606 PH CRISIS-COVID 19	555,377	164,573	20,573	0	0	0

DPF

406/410 series report

Dept. Name: Division of Health
Agency Name: Health & Environment--Health
Agency Reporting Level: 01
Version: 2028-A-02-00264

Date: 09/09/2026
Time: 09:03:01

Division of the Budget
KANSAS

Series	Fund Code	FUND/ACCOUNT TITLE	FY 2026 Actuals	FY 2027 Adjusted Budget Request	FY 2028 Adjusted Budget Request	null	null	null
2	**3602**	**3602 SUBTOTAL for 3602's**	**555,377**	**164,573**	**20,573**	**0**	**0**	**0**
2	3603	3603 3603 Dibetes&Hrt Dis &Strk Pvntn	106,088	163,708	163,608	0	0	0
2	**3603**	**3603 SUBTOTAL for 3603's**	**106,088**	**163,708**	**163,608**	**0**	**0**	**0**
2	3607	3607 3607 ALZHEIMERS ASSN INCLUSION FY19	66,015	177,548	177,508	0	0	0
2	**3607**	**3607 SUBTOTAL for 3607's**	**66,015**	**177,548**	**177,508**	**0**	**0**	**0**
2	3608	3608 3608 ESSA/PRESCHL DVLPMNT GRNT 0-5	192,682	0	0	0	0	0
2	**3608**	**3608 SUBTOTAL for 3608's**	**192,682**	**0**	**0**	**0**	**0**	**0**
2	3612	3612 3612 KS NBHS Info Sys M&E	9,189	1,400	1,400	0	0	0
2	**3612**	**3612 SUBTOTAL for 3612's**	**9,189**	**1,400**	**1,400**	**0**	**0**	**0**
2	3614	3200 PREV HLTH/HLTH SVC BLK GRT FDF	320,868	299,435	284,435	0	0	0
2	**3614**	**3614 SUBTOTAL for 3614's**	**320,868**	**299,435**	**284,435**	**0**	**0**	**0**
2	3616	3210 MAT/CHLD HLTH SVC BLK BRNT FDF	609,153	469,211	468,230	0	0	0
2	**3616**	**3616 SUBTOTAL for 3616's**	**609,153**	**469,211**	**468,230**	**0**	**0**	**0**
2	3617	3220 NATL CTR FOR HLTH STATS FDF	10,183	10,000	10,000	0	0	0
2	**3617**	**3617 SUBTOTAL for 3617's**	**10,183**	**10,000**	**10,000**	**0**	**0**	**0**
2	3622	3271 KS TTL X-FMLY PLNG SVCS PRG	21,233	22,175	31,175	0	0	0
2	**3622**	**3622 SUBTOTAL for 3622's**	**21,233**	**22,175**	**31,175**	**0**	**0**	**0**
2	3641	3641 3641 Viral Hepatitis	2,333	625	625	0	0	0
2	**3641**	**3641 SUBTOTAL for 3641's**	**2,333**	**625**	**625**	**0**	**0**	**0**
2	3657	3657 3657 DRG ENDANGERD CHLDRN IN KS FND	214,969	3,400	0	0	0	0
2	**3657**	**3657 SUBTOTAL for 3657's**	**214,969**	**3,400**	**0**	**0**	**0**	**0**
2	3660	3660 3660 KS Enviro Health Capacity Prog	157,350	154,812	154,914	0	0	0
2	**3660**	**3660 SUBTOTAL for 3660's**	**157,350**	**154,812**	**154,914**	**0**	**0**	**0**
2	3704	3704 3704 FALLS PREV	7,405	0	0	0	0	0
2	**3704**	**3704 SUBTOTAL for 3704's**	**7,405**	**0**	**0**	**0**	**0**	**0**
2	3705	3705 3705 SELF-MNGMT ED FUND	7,224	0	0	0	0	0
2	**3705**	**3705 SUBTOTAL for 3705's**	**7,224**	**0**	**0**	**0**	**0**	**0**
2	3724	3724 3724 Maternal Deaths Due to Violence	100,385	0	0	0	0	0
2	**3724**	**3724 SUBTOTAL for 3724's**	**100,385**	**0**	**0**	**0**	**0**	**0**
2	3740	3521 HIV PRVNT PRJS	117,133	72,210	57,317	0	0	0
2	3740	3524 CHW HIV REACH	19,358	17,450	17,450	0	0	0
2	**3740**	**3740 SUBTOTAL for 3740's**	**136,491**	**89,660**	**74,767**	**0**	**0**	**0**
2	3750	3750 3750 WIC .NET UPGRADE-ARRA	43,970	116,510	0	0	0	0
2	**3750**	**3750 SUBTOTAL for 3750's**	**43,970**	**116,510**	**0**	**0**	**0**	**0**
2	3756	3536 American Rescue Plan State Relief Fund	106,279	0	0	0	0	0
2	**3756**	**3756 SUBTOTAL for 3756's**	**106,279**	**0**	**0**	**0**	**0**	**0**
2	3760	3755 ST LOAN REPAYMENT PRG	469	6,750	6,750	0	0	0
2	**3760**	**3760 SUBTOTAL for 3760's**	**469**	**6,750**	**6,750**	**0**	**0**	**0**
2	3884	3930 STATE INDOOR RADON GRANT FDF	17,119	18,425	18,425	0	0	0
2	**3884**	**3884 SUBTOTAL for 3884's**	**17,119**	**18,425**	**18,425**	**0**	**0**	**0**
2	3901	3901 3901 ADV HLTH EQUITY FOR DIABETE FD	97,561	84,955	84,955	0	0	0
2	**3901**	**3901 SUBTOTAL for 3901's**	**97,561**	**84,955**	**84,955**	**0**	**0**	**0**
2	3921	3921 3921 KS ACT IMP ORALHLTH OUTCOME FD	10,165	13,540	13,540	0	0	0
2	**3921**	**3921 SUBTOTAL for 3921's**	**10,165**	**13,540**	**13,540**	**0**	**0**	**0**

DRAFT

406/410 series report

Dept. Name: Division of Health
Agency Name: Health & Environment--Health
Agency Reporting Level: 01
Version: 2028-A-02-00264

Date: 09/09/2026
Time: 09:03:01

Division of the Budget
KANSAS

Series	Fund Code	FUND/ACCOUNT TITLE	FY 2026 Actuals	FY 2027 Adjusted Budget Request	FY 2028 Adjusted Budget Request	null	null	null
2	3926	3926 3926 STRENGTHEN US PUBLIC HEALTH FD	2,431,209	1,767,950	1,421,752	0	0	0
2	**3926**	**3926 SUBTOTAL for 3926's**	**2,431,209**	**1,767,950**	**1,421,752**	**0**	**0**	**0**
2	3933	3933 3933 WISEWOMAN FUND	152,558	125,842	125,842	0	0	0
2	**3933**	**3933 SUBTOTAL for 3933's**	**152,558**	**125,842**	**125,842**	**0**	**0**	**0**
2	3936	3936 3936 School Based Data Collection	30,044	4,500	4,500	0	0	0
2	**3936**	**3936 SUBTOTAL for 3936's**	**30,044**	**4,500**	**4,500**	**0**	**0**	**0**
2	3939	3939 3939 Rural Hlth Transfrm FD	231	200	200	0	0	0
2	**3939**	**3939 SUBTOTAL for 3939's**	**231**	**200**	**200**	**0**	**0**	**0**
2	7000	7010 Smoking Prevention Grants	0	66,960	66,960	0	0	0
2	**7000**	**7000 SUBTOTAL for 7000's**	**0**	**66,960**	**66,960**	**0**	**0**	**0**
2	7311	7090 GIFTS GRNTS & DNTNS FD-HEALTH	997,797	146,290	144,755	0	0	0
2	**7311**	**7311 SUBTOTAL for 7311's**	**997,797**	**146,290**	**144,755**	**0**	**0**	**0**
2	7366	7055 SPEC BEQUEST FD-GRINDOL TRST	582	7,100	7,100	0	0	0
2	**7366**	**7366 SUBTOTAL for 7366's**	**582**	**7,100**	**7,100**	**0**	**0**	**0**
2	7407	7250 DRYCLEANING FAC REL TRST FD	14,991	0	0	0	0	0
2	**7407**	**7407 SUBTOTAL for 7407's**	**14,991**	**0**	**0**	**0**	**0**	**0**
		3522 TOTAL Contractual Services	**45,528,064**	**46,123,753**	**38,341,001**	**0**	**0**	**0**
3	1000	0270 OP EXP-INCLD OFF HOS-HLTH	157,334	173,557	156,840	0	0	0
3	1000	0290 LABORATORY	359,158	1,560,569	1,587,356	0	0	0
3	1000	0670 Lyme Disease Prevention & Research	1,067	0	3,000	0	0	0
3	1000	0680 TOBACCO CESSATION PROGRAM	7,666	0	0	0	0	0
3	1000	0800 LAB EQUIPMENT REPLACEMENT	53,553	0	0	0	0	0
3	1000	0900 VACCINE PURCHASES	329,432	329,779	329,607	0	0	0
3	1000	1710 PKU TREATMENT	208,047	513,568	199,274	0	0	0
3	1000	1720 State Trauma Fund	7,181	7,350	1,050	0	0	0
3	1000	8750 KDHE LAB	(25,925)	0	0	0	0	0
3	**1000**	**1000 SUBTOTAL for 1000's**	**1,097,513**	**2,584,823**	**2,277,127**	**0**	**0**	**0**
3	1800	1802 SWPF-CONTAMINATION REMEDIATION	15,897	32,000	32,000	0	0	0
3	1800	1810 Milford-Marion reserv hrmfl algae pilot	12,344	0	0	0	0	0
3	**1800**	**1800 SUBTOTAL for 1800's**	**28,241**	**32,000**	**32,000**	**0**	**0**	**0**
3	2000	2105 CIF-HEALTHY START PROGRAM	434	0	0	0	0	0
3	2000	2109 CIF-SMOKING PREVENTION	2,377	0	0	0	0	0
3	**2000**	**2000 SUBTOTAL for 2000's**	**2,811**	**0**	**0**	**0**	**0**	**0**
3	2027	2027 2027 KANSAS NEWBORN SCREENING	2,113,464	1,676,127	1,585,445	0	0	0
3	**2027**	**2027 SUBTOTAL for 2027's**	**2,113,464**	**1,676,127**	**1,585,445**	**0**	**0**	**0**
3	2092	2060 LAB MEDICAID COST RCVY FD-ENV	8,150	8,150	8,150	0	0	0
3	**2092**	**2092 SUBTOTAL for 2092's**	**8,150**	**8,150**	**8,150**	**0**	**0**	**0**
3	2101	2020 DUI EQUIPMENT FD	48,001	48,490	48,490	0	0	0
3	**2101**	**2101 SUBTOTAL for 2101's**	**48,001**	**48,490**	**48,490**	**0**	**0**	**0**
3	2131	2130 POWER GENERATING FAC FF	95,487	96,235	96,235	0	0	0
3	**2131**	**2131 SUBTOTAL for 2131's**	**95,487**	**96,235**	**96,235**	**0**	**0**	**0**
3	2161	2161 2161 OFFICE OF LABORATORY SVCS OPER	675,332	45,715	45,715	0	0	0
3	**2161**	**2161 SUBTOTAL for 2161's**	**675,332**	**45,715**	**45,715**	**0**	**0**	**0**
3	2269	2030 SSA FF	209	107	107	0	0	0
3	**2269**	**2269 SUBTOTAL for 2269's**	**209**	**107**	**107**	**0**	**0**	**0**

DRAFT

406/410 series report

Dept. Name: Division of Health
Agency Name: Health & Environment--Health
Agency Reporting Level: 01
Version: 2028-A-02-00264

Date: 09/09/2026
Time: 09:03:01

Division of the Budget
KANSAS

Series	Fund Code	FUND/ACCOUNT TITLE	FY 2026 Actuals	FY 2027 Adjusted Budget Request	FY 2028 Adjusted Budget Request	null	null	null
3	2271	2075 SOLID WASTE MANAGEMENT FD	29,203	29,830	29,830	0	0	0
3	**2271**	**2271 SUBTOTAL for 2271's**	**29,203**	**29,830**	**29,830**	**0**	**0**	**0**
3	2288	2120 VOLUNTARY CLEANUP FD	5,000	5,000	5,000	0	0	0
3	**2288**	**2288 SUBTOTAL for 2288's**	**5,000**	**5,000**	**5,000**	**0**	**0**	**0**
3	2291	2295 CIVIL REG & HLTH STATS FF	69,158	69,288	69,288	0	0	0
3	**2291**	**2291 SUBTOTAL for 2291's**	**69,158**	**69,288**	**69,288**	**0**	**0**	**0**
3	2325	2325 2325 Right to Know Fee Fund	3,134	0	0	0	0	0
3	**2325**	**2325 SUBTOTAL for 2325's**	**3,134**	**0**	**0**	**0**	**0**	**0**
3	2415	2280 NUCLEAR SFTY EMER PREP SP REV	2,359	2,600	2,600	0	0	0
3	**2415**	**2415 SUBTOTAL for 2415's**	**2,359**	**2,600**	**2,600**	**0**	**0**	**0**
3	2505	2250 HEALTH FACILITIES REVIEW FD	1,032	11,000	11,000	0	0	0
3	**2505**	**2505 SUBTOTAL for 2505's**	**1,032**	**11,000**	**11,000**	**0**	**0**	**0**
3	2513	2230 TRAUMA FD	4,993	1,050	1,050	0	0	0
3	**2513**	**2513 SUBTOTAL for 2513's**	**4,993**	**1,050**	**1,050**	**0**	**0**	**0**
3	2531	2530 RADIATION CONTROL OPS FDF	16,897	17,050	17,050	0	0	0
3	**2531**	**2531 SUBTOTAL for 2531's**	**16,897**	**17,050**	**17,050**	**0**	**0**	**0**
3	2662	2435 ERF-EMER/ENV RESP NSPEC ST-ENV	9,529	10,000	10,000	0	0	0
3	**2662**	**2662 SUBTOTAL for 2662's**	**9,529**	**10,000**	**10,000**	**0**	**0**	**0**
3	3028	3450 CHILD CARE/DEV BLK GRT FDF	1,500	0	0	0	0	0
3	**3028**	**3028 SUBTOTAL for 3028's**	**1,500**	**0**	**0**	**0**	**0**	**0**
3	3031	3640 OFFICE OF RURAL HEALTH FDF	229	430	430	0	0	0
3	**3031**	**3031 SUBTOTAL for 3031's**	**229**	**430**	**430**	**0**	**0**	**0**
3	3040	3002 EPA-PRENPL EXSTG STS-FED-ENVIR	30,000	30,000	30,000	0	0	0
3	**3040**	**3040 SUBTOTAL for 3040's**	**30,000**	**30,000**	**30,000**	**0**	**0**	**0**
3	3064	3062 MEDICARE FUND	29,925	5,500	5,500	0	0	0
3	3064	3421 CLINICAL LAB IMPV AMEND-FDF	1,487	2,410	2,410	0	0	0
3	**3064**	**3064 SUBTOTAL for 3064's**	**31,412**	**7,910**	**7,910**	**0**	**0**	**0**
3	3069	3070 MIGRANT HEALTH PRG FDF	106,635	44,200	44,200	0	0	0
3	**3069**	**3069 SUBTOTAL for 3069's**	**106,635**	**44,200**	**44,200**	**0**	**0**	**0**
3	3070	3080 VENEREAL DISEASE CTRL PRJ FDF	18,251	10,500	8,027	0	0	0
3	**3070**	**3070 SUBTOTAL for 3070's**	**18,251**	**10,500**	**8,027**	**0**	**0**	**0**
3	3071	4610 DP&HP-TUBERCULOSIS PREVNT GRNT	91,321	100,255	90,255	0	0	0
3	**3071**	**3071 SUBTOTAL for 3071's**	**91,321**	**100,255**	**90,255**	**0**	**0**	**0**
3	3077	3103 WOMEN/INFNT/CHLD HLTH-ST OP	3,149	900	900	0	0	0
3	3077	3104 WOMEN/INFNT/CHLD HLTH-FOOD	458,478	50,000	50,000	0	0	0
3	**3077**	**3077 SUBTOTAL for 3077's**	**461,627**	**50,900**	**50,900**	**0**	**0**	**0**
3	3092	3092 3092 INTOXILYZER REPLACEMENT	12,110	135,000	135,000	0	0	0
3	**3092**	**3092 SUBTOTAL for 3092's**	**12,110**	**135,000**	**135,000**	**0**	**0**	**0**
3	3098	3096 KS ERASE-MMR	105	125	125	0	0	0
3	3098	3098 3098 VR QUALITY IMPROVEMENT	4,046	0	0	0	0	0
3	**3098**	**3098 SUBTOTAL for 3098's**	**4,151**	**125**	**125**	**0**	**0**	**0**
3	3150	3350 BREST/CERV CNCR PRG/DET FDF	15,007	17,031	17,031	0	0	0
3	3150	3360 B&CC PRG-COMPREHENSIVE CANCER	364	400	400	0	0	0
3	3150	3885 COLLAB APP-CHRNC DIS-BRFSS	1,037	1,250	1,250	0	0	0
3	3150	3888 EPI/LAB CAPACITY-INFECT DIS	595,275	523,621	524,458	0	0	0

DRAFT

406/410 series report

Dept. Name: Division of Health
Agency Name: Health & Environment--Health
Agency Reporting Level: 01
Version: 2028-A-02-00264

Date: 09/09/2026
Time: 09:03:01

Division of the Budget
KANSAS

Series	Fund Code	FUND/ACCOUNT TITLE	FY 2026 Actuals	FY 2027 Adjusted Budget Request	FY 2028 Adjusted Budget Request	null	null	null
3	**3150**	**3150 SUBTOTAL for 3150's**	**611,683**	**542,302**	**543,139**	**0**	**0**	**0**
3	3284	3284 3284 SAMHSA-PROJECT LAUNCH INTV	103	0	0	0	0	0
3	**3284**	**3284 SUBTOTAL for 3284's**	**103**	**0**	**0**	**0**	**0**	**0**
3	3292	3292 3292 EMSC-PARTNERSHIP GRANT	276	400	400	0	0	0
3	**3292**	**3292 SUBTOTAL for 3292's**	**276**	**400**	**400**	**0**	**0**	**0**
3	3293	3293 3293 PRIMARY CARE OFFICES	874	1,000	1,000	0	0	0
3	**3293**	**3293 SUBTOTAL for 3293's**	**874**	**1,000**	**1,000**	**0**	**0**	**0**
3	3294	3290 SEXUAL VIOLENCE PRVNT/EDU	35	150	150	0	0	0
3	3294	3294 3294 INJURY INTERVENTION	29,673	24,167	24,167	0	0	0
3	**3294**	**3294 SUBTOTAL for 3294's**	**29,708**	**24,317**	**24,317**	**0**	**0**	**0**
3	3295	3295 3295 WATER SUPPLY FDF	30,954	0	0	0	0	0
3	**3295**	**3295 SUBTOTAL for 3295's**	**30,954**	**0**	**0**	**0**	**0**	**0**
3	3296	3296 3296 CHLDHD LEAD POISNG PRVNT PRG	344	344	344	0	0	0
3	**3296**	**3296 SUBTOTAL for 3296's**	**344**	**344**	**344**	**0**	**0**	**0**
3	3298	3298 3298 RURAL HOSPITAL FLEX PRG	193	400	400	0	0	0
3	**3298**	**3298 SUBTOTAL for 3298's**	**193**	**400**	**400**	**0**	**0**	**0**
3	3328	3310 RYAN WHITE TITLE II FDF	828	750	750	0	0	0
3	3328	3311 RYAN WHITE CARE ACT-TTL II	6,963	6,175	5,875	0	0	0
3	**3328**	**3328 SUBTOTAL for 3328's**	**7,791**	**6,925**	**6,625**	**0**	**0**	**0**
3	3329	3319 HOMELAND SECURITY/PREP	223,093	88,899	88,899	0	0	0
3	**3329**	**3329 SUBTOTAL for 3329's**	**223,093**	**88,899**	**88,899**	**0**	**0**	**0**
3	3371	3374 CSHNC PROJECT	4,302	1,368	1,368	0	0	0
3	3371	3376 CISS-SECCESS PLANNING-ECCS	224	100	100	0	0	0
3	3371	3378 MCH-HEMOPHILIA	1,673	0	0	0	0	0
3	3371	3379 HRSA-PNMHSASTR	15	250	250	0	0	0
3	3371	3380 St. NBS Sys Priorities Prgm	158,353	136,171	136,171	0	0	0
3	**3371**	**3371 SUBTOTAL for 3371's**	**164,567**	**137,889**	**137,889**	**0**	**0**	**0**
3	3372	3150 IMMUNIZATION GRANT FDF	97,276	66,952	66,952	0	0	0
3	**3372**	**3372 SUBTOTAL for 3372's**	**97,276**	**66,952**	**66,952**	**0**	**0**	**0**
3	3398	3398 3398 HOSPITAL BIOTERRORISM PREP	911	1,300	1,300	0	0	0
3	**3398**	**3398 SUBTOTAL for 3398's**	**911**	**1,300**	**1,300**	**0**	**0**	**0**
3	3406	3406 3406 SR FARMERS MARKET PRG	397	250	250	0	0	0
3	**3406**	**3406 SUBTOTAL for 3406's**	**397**	**250**	**250**	**0**	**0**	**0**
3	3459	3459 3459 UNIVERSAL NEWBORN HRNG SCRNG	614	500	500	0	0	0
3	**3459**	**3459 SUBTOTAL for 3459's**	**614**	**500**	**500**	**0**	**0**	**0**
3	3502	3502 3502 MED RESV SML GRT-NACCHO TRN	86,918	0	0	0	0	0
3	**3502**	**3502 SUBTOTAL for 3502's**	**86,918**	**0**	**0**	**0**	**0**	**0**
3	3503	3503 3503 AFFRD CARE ACT-HOME VSTNG PRG	3,261	0	0	0	0	0
3	**3503**	**3503 SUBTOTAL for 3503's**	**3,261**	**0**	**0**	**0**	**0**	**0**
3	3511	3160 DIAGNOSTIC X-RAY PRG FDF-ENVIR	3,802	4,250	4,250	0	0	0
3	**3511**	**3511 SUBTOTAL for 3511's**	**3,802**	**4,250**	**4,250**	**0**	**0**	**0**
3	3516	3171 IDEA INFANT TODDLER-PRT C	8,454	8,900	8,900	0	0	0
3	**3516**	**3516 SUBTOTAL for 3516's**	**8,454**	**8,900**	**8,900**	**0**	**0**	**0**
3	3598	3598 3598 KANSAS TOBACCO CONTROL PROGRAM	6,812	6,700	6,700	0	0	0
3	**3598**	**3598 SUBTOTAL for 3598's**	**6,812**	**6,700**	**6,700**	**0**	**0**	**0**

DRAFT

406/410 series report

Dept. Name: Division of Health
Agency Name: Health & Environment--Health
Agency Reporting Level: 01
Version: 2028-A-02-00264

Date: 09/09/2026
Time: 09:03:01

Division of the Budget
KANSAS

Series	Fund Code	FUND/ACCOUNT TITLE	FY 2026 Actuals	FY 2027 Adjusted Budget Request	FY 2028 Adjusted Budget Request	null	null	null
3	3602	3606 PH CRISIS-COVID 19	225,416	0	0	0	0	0
3	**3602**	**3602 SUBTOTAL for 3602's**	**225,416**	**0**	**0**	**0**	**0**	**0**
3	3603	3603 3603 Dibetes&Hrt Dis &Strk Pvntn	3,252	3,610	3,610	0	0	0
3	**3603**	**3603 SUBTOTAL for 3603's**	**3,252**	**3,610**	**3,610**	**0**	**0**	**0**
3	3607	3607 3607 ALZHEIMERS ASSN INCLUSION FY19	863	925	925	0	0	0
3	**3607**	**3607 SUBTOTAL for 3607's**	**863**	**925**	**925**	**0**	**0**	**0**
3	3608	3608 3608 ESSA/PRESCHL DVLPMNT GRNT 0-5	10,461	0	0	0	0	0
3	**3608**	**3608 SUBTOTAL for 3608's**	**10,461**	**0**	**0**	**0**	**0**	**0**
3	3612	3612 3612 KS NBHS Info Sys M&E	751	0	0	0	0	0
3	**3612**	**3612 SUBTOTAL for 3612's**	**751**	**0**	**0**	**0**	**0**	**0**
3	3614	3200 PREV HLTH/HLTH SVC BLK GRT FDF	116,425	24,305	24,305	0	0	0
3	**3614**	**3614 SUBTOTAL for 3614's**	**116,425**	**24,305**	**24,305**	**0**	**0**	**0**
3	3616	3210 MAT/CHLD HLTH SVC BLK BRNT FDF	93,417	19,809	19,809	0	0	0
3	**3616**	**3616 SUBTOTAL for 3616's**	**93,417**	**19,809**	**19,809**	**0**	**0**	**0**
3	3622	3271 KS TTL X-FMLY PLNG SVCS PRG	5,025	5,400	5,400	0	0	0
3	**3622**	**3622 SUBTOTAL for 3622's**	**5,025**	**5,400**	**5,400**	**0**	**0**	**0**
3	3641	3641 3641 Viral Hepatitis	49,407	75	75	0	0	0
3	**3641**	**3641 SUBTOTAL for 3641's**	**49,407**	**75**	**75**	**0**	**0**	**0**
3	3657	3657 3657 DRG ENDANGERD CHLDRN IN KS FND	4,303	0	0	0	0	0
3	**3657**	**3657 SUBTOTAL for 3657's**	**4,303**	**0**	**0**	**0**	**0**	**0**
3	3660	3660 3660 KS Enviro Health Capacity Prog	4,112	4,112	4,112	0	0	0
3	**3660**	**3660 SUBTOTAL for 3660's**	**4,112**	**4,112**	**4,112**	**0**	**0**	**0**
3	3704	3704 3704 FALLS PREV	387	0	0	0	0	0
3	**3704**	**3704 SUBTOTAL for 3704's**	**387**	**0**	**0**	**0**	**0**	**0**
3	3705	3705 3705 SELF-MNGMT ED FUND	317	0	0	0	0	0
3	**3705**	**3705 SUBTOTAL for 3705's**	**317**	**0**	**0**	**0**	**0**	**0**
3	3740	3521 HIV PRVNT PRJS	113,793	196,147	187,494	0	0	0
3	3740	3524 CHW HIV REACH	2,620	2,800	2,800	0	0	0
3	**3740**	**3740 SUBTOTAL for 3740's**	**116,413**	**198,947**	**190,294**	**0**	**0**	**0**
3	3756	3536 American Rescue Plan State Relief Fund	783	0	0	0	0	0
3	**3756**	**3756 SUBTOTAL for 3756's**	**783**	**0**	**0**	**0**	**0**	**0**
3	3760	3755 ST LOAN REPAYMENT PRG	0	200	200	0	0	0
3	**3760**	**3760 SUBTOTAL for 3760's**	**0**	**200**	**200**	**0**	**0**	**0**
3	3815	3815 3815 BIKE HELMET DISTRIBUTION	15,286	20,000	20,000	0	0	0
3	**3815**	**3815 SUBTOTAL for 3815's**	**15,286**	**20,000**	**20,000**	**0**	**0**	**0**
3	3884	3930 STATE INDOOR RADON GRANT FDF	882	1,000	1,000	0	0	0
3	**3884**	**3884 SUBTOTAL for 3884's**	**882**	**1,000**	**1,000**	**0**	**0**	**0**
3	3901	3901 3901 ADV HLTH EQUITY FOR DIABETE FD	432	910	910	0	0	0
3	**3901**	**3901 SUBTOTAL for 3901's**	**432**	**910**	**910**	**0**	**0**	**0**
3	3921	3921 3921 KS ACT IMP ORALHLTH OUTCOME FD	21,014	10,800	10,800	0	0	0
3	**3921**	**3921 SUBTOTAL for 3921's**	**21,014**	**10,800**	**10,800**	**0**	**0**	**0**
3	3933	3933 3933 WISEWOMAN FUND	106	200	200	0	0	0
3	**3933**	**3933 SUBTOTAL for 3933's**	**106**	**200**	**200**	**0**	**0**	**0**
3	3936	3936 3936 School Based Data Collection	236	900	900	0	0	0

DRAFT

406/410 series report

Dept. Name: Division of Health
Agency Name: Health & Environment--Health
Agency Reporting Level: 01
Version: 2028-A-02-00264

Date: 09/09/2026
Time: 09:03:01

Division of the Budget
KANSAS

Series	Fund Code	FUND/ACCOUNT TITLE	FY 2026 Actuals	FY 2027 Adjusted Budget Request	FY 2028 Adjusted Budget Request	null	null	null
3	**3936**	**3936 SUBTOTAL for 3936's**	**236**	**900**	**900**	**0**	**0**	**0**
3	7311	7090 GIFTS GRNTS & DNTNS FD-HEALTH	13,497	0	0	0	0	0
3	**7311**	**7311 SUBTOTAL for 7311's**	**13,497**	**0**	**0**	**0**	**0**	**0**
3	7366	7055 SPEC BEQUEST FD-GRINDOL TRST	10,161	10,200	10,200	0	0	0
3	**7366**	**7366 SUBTOTAL for 7366's**	**10,161**	**10,200**	**10,200**	**0**	**0**	**0**
3	7396	7096 ENVIRONMENTAL STEWARDSHIP FUND	39,999	40,000	40,000	0	0	0
3	**7396**	**7396 SUBTOTAL for 7396's**	**39,999**	**40,000**	**40,000**	**0**	**0**	**0**
3	7398	7070 ABVGRD PETR STRG TNK REL TRT F	2,628	3,000	3,000	0	0	0
3	**7398**	**7398 SUBTOTAL for 7398's**	**2,628**	**3,000**	**3,000**	**0**	**0**	**0**
3	7399	7060 UDRGRD PETRO STG TNK REL TRST	19,538	20,000	20,000	0	0	0
3	**7399**	**7399 SUBTOTAL for 7399's**	**19,538**	**20,000**	**20,000**	**0**	**0**	**0**
3	7407	7250 DRYCLEANING FAC REL TRST FD	14,728	30,000	30,000	0	0	0
3	**7407**	**7407 SUBTOTAL for 7407's**	**14,728**	**30,000**	**30,000**	**0**	**0**	**0**
3	7968	8500 KPWS REVOLVING FD FEDERAL GRT	(92)	0	0	0	0	0
3	7968	8512 KPWS STATE PGM MGMT	92	0	0	0	0	0
3	**7968**	**7968 SUBTOTAL for 7968's**	**0**	**0**	**0**	**0**	**0**	**0**
3	7969	8600 KPWS SURCHRG SERVICE FEES	6,972	0	0	0	0	0
3	**7969**	**7969 SUBTOTAL for 7969's**	**6,972**	**0**	**0**	**0**	**0**	**0**
		4542 TOTAL Commodities	**7,022,591**	**6,302,506**	**5,883,539**	**0**	**0**	**0**
4	1000	0270 OP EXP-INCLD OFF HOS-HLTH	87,839	25,439	22,639	0	0	0
4	1000	0290 LABORATORY	43,843	47,800	47,800	0	0	0
4	1000	0680 TOBACCO CESSATION PROGRAM	1	0	0	0	0	0
4	1000	0800 LAB EQUIPMENT REPLACEMENT	212,928	280,000	280,000	0	0	0
4	1000	1720 State Trauma Fund	20,141	0	0	0	0	0
4	**1000**	**1000 SUBTOTAL for 1000's**	**364,752**	**353,239**	**350,439**	**0**	**0**	**0**
4	2027	2027 2027 KANSAS NEWBORN SCREENING	12,357	12,520	12,520	0	0	0
4	**2027**	**2027 SUBTOTAL for 2027's**	**12,357**	**12,520**	**12,520**	**0**	**0**	**0**
4	2101	2020 DUI EQUIPMENT FD	12,167	13,430	13,430	0	0	0
4	**2101**	**2101 SUBTOTAL for 2101's**	**12,167**	**13,430**	**13,430**	**0**	**0**	**0**
4	2131	2130 POWER GENERATING FAC FF	78,008	3,555	3,555	0	0	0
4	**2131**	**2131 SUBTOTAL for 2131's**	**78,008**	**3,555**	**3,555**	**0**	**0**	**0**
4	2161	2161 2161 OFFICE OF LABORATORY SVCS OPER	53,727	31,020	31,020	0	0	0
4	**2161**	**2161 SUBTOTAL for 2161's**	**53,727**	**31,020**	**31,020**	**0**	**0**	**0**
4	2291	2295 CIVIL REG & HLTH STATS FF	4,906	4,908	4,908	0	0	0
4	**2291**	**2291 SUBTOTAL for 2291's**	**4,906**	**4,908**	**4,908**	**0**	**0**	**0**
4	2325	2325 2325 Right to Know Fee Fund	358	0	0	0	0	0
4	**2325**	**2325 SUBTOTAL for 2325's**	**358**	**0**	**0**	**0**	**0**	**0**
4	2513	2230 TRAUMA FD	292	0	0	0	0	0
4	**2513**	**2513 SUBTOTAL for 2513's**	**292**	**0**	**0**	**0**	**0**	**0**
4	2531	2530 RADIATION CONTROL OPS FDF	3,496	3,050	3,050	0	0	0
4	**2531**	**2531 SUBTOTAL for 2531's**	**3,496**	**3,050**	**3,050**	**0**	**0**	**0**
4	3064	3062 MEDICARE FUND	37,887	0	0	0	0	0
4	3064	3421 CLINICAL LAB IMPV AMEND-FDF	356	0	0	0	0	0
4	**3064**	**3064 SUBTOTAL for 3064's**	**38,243**	**0**	**0**	**0**	**0**	**0**
4	3069	3070 MIGRANT HEALTH PRG FDF	2,700	0	0	0	0	0

DRAFT

406/410 series report

Dept. Name: Division of Health
Agency Name: Health & Environment--Health
Agency Reporting Level: 01
Version: 2028-A-02-00264

Date: 09/09/2026
Time: 09:03:01

Division of the Budget
KANSAS

Series	Fund Code	FUND/ACCOUNT TITLE	FY 2026 Actuals	FY 2027 Adjusted Budget Request	FY 2028 Adjusted Budget Request	null	null	null
4	**3069**	**3069 SUBTOTAL for 3069's**	**2,700**	**0**	**0**	**0**	**0**	**0**
4	3071	4610 DP&HP-TUBERCULOSIS PREVNT GRNT	175	500	500	0	0	0
4	**3071**	**3071 SUBTOTAL for 3071's**	**175**	**500**	**500**	**0**	**0**	**0**
4	3077	3103 WOMEN/INFNT/CHLD HLTH-ST OP	506	525	525	0	0	0
4	**3077**	**3077 SUBTOTAL for 3077's**	**506**	**525**	**525**	**0**	**0**	**0**
4	3092	3092 3092 INTOXILYZER REPLACEMENT	1,361	0	0	0	0	0
4	**3092**	**3092 SUBTOTAL for 3092's**	**1,361**	**0**	**0**	**0**	**0**	**0**
4	3150	3350 BREST/CERV CNCR PRG/DET FDF	676	1,165	1,165	0	0	0
4	3150	3885 COLLAB APP-CHRNC DIS-BRFSS	266	1,800	1,800	0	0	0
4	3150	3888 EPI/LAB CAPACITY-INFECT DIS	18,092	16,099	16,099	0	0	0
4	**3150**	**3150 SUBTOTAL for 3150's**	**19,034**	**19,064**	**19,064**	**0**	**0**	**0**
4	3292	3292 3292 EMSC-PARTNERSHIP GRANT	184	0	0	0	0	0
4	**3292**	**3292 SUBTOTAL for 3292's**	**184**	**0**	**0**	**0**	**0**	**0**
4	3294	3294 3294 INJURY INTERVENTION	143	400	400	0	0	0
4	**3294**	**3294 SUBTOTAL for 3294's**	**143**	**400**	**400**	**0**	**0**	**0**
4	3328	3311 RYAN WHITE CARE ACT-TTL II	758	0	0	0	0	0
4	**3328**	**3328 SUBTOTAL for 3328's**	**758**	**0**	**0**	**0**	**0**	**0**
4	3329	3319 HOMELAND SECURITY/PREP	27,916	0	0	0	0	0
4	**3329**	**3329 SUBTOTAL for 3329's**	**27,916**	**0**	**0**	**0**	**0**	**0**
4	3371	3376 CISS-SECCESS PLANNING-ECCS	176	180	180	0	0	0
4	3371	3379 HRSA-PNMHSASTR	27	0	0	0	0	0
4	3371	3380 St. NBS Sys Priorities Prgm	0	10,000	10,000	0	0	0
4	**3371**	**3371 SUBTOTAL for 3371's**	**203**	**10,180**	**10,180**	**0**	**0**	**0**
4	3372	3150 IMMUNIZATION GRANT FDF	104,669	36,150	36,150	0	0	0
4	**3372**	**3372 SUBTOTAL for 3372's**	**104,669**	**36,150**	**36,150**	**0**	**0**	**0**
4	3398	3398 3398 HOSPITAL BIOTERRORISM PREP	179	200	200	0	0	0
4	**3398**	**3398 SUBTOTAL for 3398's**	**179**	**200**	**200**	**0**	**0**	**0**
4	3459	3459 3459 UNIVERSAL NEWBORN HRNG SCRNG	329	0	0	0	0	0
4	**3459**	**3459 SUBTOTAL for 3459's**	**329**	**0**	**0**	**0**	**0**	**0**
4	3502	3502 3502 MED RESV SML GRT-NACCHO TRN	2,193	0	0	0	0	0
4	**3502**	**3502 SUBTOTAL for 3502's**	**2,193**	**0**	**0**	**0**	**0**	**0**
4	3503	3503 3503 AFFRD CARE ACT-HOME VSTNG PRG	366	0	0	0	0	0
4	**3503**	**3503 SUBTOTAL for 3503's**	**366**	**0**	**0**	**0**	**0**	**0**
4	3516	3171 IDEA INFANT TODDLER-PRT C	1,467	1,500	1,500	0	0	0
4	**3516**	**3516 SUBTOTAL for 3516's**	**1,467**	**1,500**	**1,500**	**0**	**0**	**0**
4	3598	3598 3598 KANSAS TOBACCO CONTROL PROGRAM	573	600	600	0	0	0
4	**3598**	**3598 SUBTOTAL for 3598's**	**573**	**600**	**600**	**0**	**0**	**0**
4	3599	3599 3599 Colorectal Cancer Screening	138	0	0	0	0	0
4	**3599**	**3599 SUBTOTAL for 3599's**	**138**	**0**	**0**	**0**	**0**	**0**
4	3602	3606 PH CRISIS-COVID 19	12,977	0	0	0	0	0
4	**3602**	**3602 SUBTOTAL for 3602's**	**12,977**	**0**	**0**	**0**	**0**	**0**
4	3603	3603 3603 Dibetes&Hrt Dis &Strk Pvntn	0	250	250	0	0	0
4	**3603**	**3603 SUBTOTAL for 3603's**	**0**	**250**	**250**	**0**	**0**	**0**
4	3607	3607 3607 ALZHEIMERS ASSN INCLUSION FY19	0	100	100	0	0	0

DRAFT

406/410 series report

Dept. Name: Division of Health
Agency Name: Health & Environment--Health
Agency Reporting Level: 01
Version: 2028-A-02-00264

Date: 09/09/2026
Time: 09:03:01

Division of the Budget
KANSAS

Series	Fund Code	FUND/ACCOUNT TITLE	FY 2026 Actuals	FY 2027 Adjusted Budget Request	FY 2028 Adjusted Budget Request	null	null	null
4	**3607**	**3607 SUBTOTAL for 3607's**	**0**	**100**	**100**	**0**	**0**	**0**
4	3608	3608 3608 ESSA/PRESCHL DVLPMNT GRNT 0-5	2,744	0	0	0	0	0
4	**3608**	**3608 SUBTOTAL for 3608's**	**2,744**	**0**	**0**	**0**	**0**	**0**
4	3614	3200 PREV HLTH/HLTH SVC BLK GRT FDF	3,132	2,500	2,500	0	0	0
4	**3614**	**3614 SUBTOTAL for 3614's**	**3,132**	**2,500**	**2,500**	**0**	**0**	**0**
4	3616	3210 MAT/CHLD HLTH SVC BLK BRNT FDF	33,531	29,780	29,780	0	0	0
4	**3616**	**3616 SUBTOTAL for 3616's**	**33,531**	**29,780**	**29,780**	**0**	**0**	**0**
4	3622	3271 KS TTL X-FMLY PLNG SVCS PRG	781	650	650	0	0	0
4	**3622**	**3622 SUBTOTAL for 3622's**	**781**	**650**	**650**	**0**	**0**	**0**
4	3657	3657 3657 DRG ENDANGERD CHLDRN IN KS FND	3,442	0	0	0	0	0
4	**3657**	**3657 SUBTOTAL for 3657's**	**3,442**	**0**	**0**	**0**	**0**	**0**
4	3660	3660 3660 KS Enviro Health Capacity Prog	1,192	1,192	1,192	0	0	0
4	**3660**	**3660 SUBTOTAL for 3660's**	**1,192**	**1,192**	**1,192**	**0**	**0**	**0**
4	3705	3705 3705 SELF-MNGMT ED FUND	1,392	0	0	0	0	0
4	**3705**	**3705 SUBTOTAL for 3705's**	**1,392**	**0**	**0**	**0**	**0**	**0**
4	3740	3521 HIV PRVNT PRJS	10,564	6,000	6,000	0	0	0
4	3740	3524 CHW HIV REACH	1,212	1,250	1,250	0	0	0
4	**3740**	**3740 SUBTOTAL for 3740's**	**11,776**	**7,250**	**7,250**	**0**	**0**	**0**
4	3901	3901 3901 ADV HLTH EQUITY FOR DIABETE FD	0	125	125	0	0	0
4	**3901**	**3901 SUBTOTAL for 3901's**	**0**	**125**	**125**	**0**	**0**	**0**
4	3926	3926 3926 STRENGTHEN US PUBLIC HEALTH FD	2,285	0	0	0	0	0
4	**3926**	**3926 SUBTOTAL for 3926's**	**2,285**	**0**	**0**	**0**	**0**	**0**
4	3933	3933 3933 WISEWOMAN FUND	455	0	0	0	0	0
4	**3933**	**3933 SUBTOTAL for 3933's**	**455**	**0**	**0**	**0**	**0**	**0**
4	3936	3936 3936 School Based Data Collection	619	500	500	0	0	0
4	**3936**	**3936 SUBTOTAL for 3936's**	**619**	**500**	**500**	**0**	**0**	**0**
4	3939	3939 3939 Rural Hlth Transfrm FD	2,262	0	0	0	0	0
4	**3939**	**3939 SUBTOTAL for 3939's**	**2,262**	**0**	**0**	**0**	**0**	**0**
4	7311	7090 GIFTS GRNTS & DNTNS FD-HEALTH	6,321	0	0	0	0	0
4	**7311**	**7311 SUBTOTAL for 7311's**	**6,321**	**0**	**0**	**0**	**0**	**0**
4	7366	7050 SPEC BEQUEST FD-HEALTH	0	1,500	1,500	0	0	0
4	7366	7055 SPEC BEQUEST FD-GRINDOL TRST	12,496	31,800	31,800	0	0	0
4	**7366**	**7366 SUBTOTAL for 7366's**	**12,496**	**33,300**	**33,300**	**0**	**0**	**0**
		5112 TOTAL Capital Outlay	**826,605**	**566,488**	**563,688**	**0**	**0**	**0**
5	1000	0290 LABORATORY	0	0	0	0	0	0
5	**1000**	**1000 SUBTOTAL for 1000's**	**0**	**0**	**0**	**0**	**0**	**0**
5	3756	3536 American Rescue Plan State Relief Fund	6,027	0	0	0	0	0
5	**3756**	**3756 SUBTOTAL for 3756's**	**6,027**	**0**	**0**	**0**	**0**	**0**
		5132 TOTAL Capital Improvements	**6,027**	**0**	**0**	**0**	**0**	**0**
8	1000	0270 OP EXP-INCLD OFF HOS-HLTH	812,200	709,893	709,892	0	0	0
8	1000	0350 AID TO LOCAL UNITS	7,424,685	7,161,319	7,161,319	0	0	0
8	1000	0460 AID TO LCL UNITS-PRIM HLTH PRJ	272,260	315,000	315,000	0	0	0
8	1000	0570 INFANT AND TODDLER PROGRAM	8,000,000	1,630,844	3,130,844	0	0	0
8	1000	0610 AID TO LCL UNITS-WOMENS WELLNESS	1,876,050	1,876,050	1,876,050	0	0	0
8	1000	0650 TEEN PREGNANCY PREVENTN ACT	201,122	201,122	201,122	0	0	0

DRAFT

406/410 series report

Dept. Name: Division of Health
Agency Name: Health & Environment--Health
Agency Reporting Level: 01
Version: 2028-A-02-00264

Date: 09/09/2026
Time: 09:03:01

Division of the Budget
KANSAS

Series	Fund Code	FUND/ACCOUNT TITLE	FY 2026 Actuals	FY 2027 Adjusted Budget Request	FY 2028 Adjusted Budget Request	null	null	null
8	1000	0680 TOBACCO CESSATION PROGRAM	116,233	150,000	75,000	0	0	0
8	1000	0900 VACCINE PURCHASES	0	0	202,590	0	0	0
8	1000	1100 PREGNANCY MAINTENANCE INTV	170,424	170,424	280,000	0	0	0
8	1000	1300 BREAST CANCER SCREENING PROGRM	0	30,000	30,000	0	0	0
8	1000	1400 IMMUNIZATION PROGRAMS	388,745	391,918	391,918	0	0	0
8	1000	1450 Specialty health care access programs	550,000	550,000	0	0	0	0
8	1000	1726 CPR and AED Grants	0	500,000	0	0	0	0
8	**1000**	**1000 SUBTOTAL for 1000's**	**19,811,719**	**13,686,570**	**14,373,735**	**0**	**0**	**0**
8	1900	1901 Healthcare Upskill Train Prgm	850,245	0	0	0	0	0
8	**1900**	**1900 SUBTOTAL for 1900's**	**850,245**	**0**	**0**	**0**	**0**	**0**
8	2000	2105 CIF-HEALTHY START PROGRAM	1,142,772	0	0	0	0	0
8	2000	2107 CIF-INFANTS & TODDLERS PRG	5,774,949	1,136,377	1,136,377	0	0	0
8	2000	2109 CIF-SMOKING PREVENTION	583,223	0	0	0	0	0
8	**2000**	**2000 SUBTOTAL for 2000's**	**7,500,944**	**1,136,377**	**1,136,377**	**0**	**0**	**0**
8	2731	2731 2731 MAT CTR/CHLD CARE LIC FF	350,263	0	0	0	0	0
8	**2731**	**2731 SUBTOTAL for 2731's**	**350,263**	**0**	**0**	**0**	**0**	**0**
8	3028	3450 CHILD CARE/DEV BLK GRT FDF	2,911,987	0	0	0	0	0
8	**3028**	**3028 SUBTOTAL for 3028's**	**2,911,987**	**0**	**0**	**0**	**0**	**0**
8	3031	3640 OFFICE OF RURAL HEALTH FDF	29,104	30,000	30,000	0	0	0
8	**3031**	**3031 SUBTOTAL for 3031's**	**29,104**	**30,000**	**30,000**	**0**	**0**	**0**
8	3069	3070 MIGRANT HEALTH PRG FDF	115,000	115,000	115,000	0	0	0
8	**3069**	**3069 SUBTOTAL for 3069's**	**115,000**	**115,000**	**115,000**	**0**	**0**	**0**
8	3077	3103 WOMEN/INFNT/CHLD HLTH-ST OP	4,994	0	0	0	0	0
8	3077	3104 WOMEN/INFNT/CHLD HLTH-FOOD	18,184,573	14,629,000	14,629,000	0	0	0
8	**3077**	**3077 SUBTOTAL for 3077's**	**18,189,567**	**14,629,000**	**14,629,000**	**0**	**0**	**0**
8	3150	3350 BREST/CERV CNCR PRG/DET FDF	217,974	250,000	250,000	0	0	0
8	3150	3888 EPI/LAB CAPACITY-INFECT DIS	38,000	0	0	0	0	0
8	**3150**	**3150 SUBTOTAL for 3150's**	**255,974**	**250,000**	**250,000**	**0**	**0**	**0**
8	3293	3293 3293 PRIMARY CARE OFFICES	45,000	45,000	45,000	0	0	0
8	**3293**	**3293 SUBTOTAL for 3293's**	**45,000**	**45,000**	**45,000**	**0**	**0**	**0**
8	3294	3290 SEXUAL VIOLENCE PRVNT/EDU	105,450	100,000	0	0	0	0
8	3294	3294 3294 INJURY INTERVENTION	957,943	870,000	870,000	0	0	0
8	**3294**	**3294 SUBTOTAL for 3294's**	**1,063,393**	**970,000**	**870,000**	**0**	**0**	**0**
8	3298	3298 3298 RURAL HOSPITAL FLEX PRG	110,000	0	0	0	0	0
8	**3298**	**3298 SUBTOTAL for 3298's**	**110,000**	**0**	**0**	**0**	**0**	**0**
8	3328	3310 RYAN WHITE TITLE II FDF	0	482,905	482,905	0	0	0
8	3328	3311 RYAN WHITE CARE ACT-TTL II	454,527	417,382	417,382	0	0	0
8	**3328**	**3328 SUBTOTAL for 3328's**	**454,527**	**900,287**	**900,287**	**0**	**0**	**0**
8	3329	3319 HOMELAND SECURITY/PREP	3,440,125	3,441,000	3,441,000	0	0	0
8	**3329**	**3329 SUBTOTAL for 3329's**	**3,440,125**	**3,441,000**	**3,441,000**	**0**	**0**	**0**
8	3371	3374 CSHNC PROJECT	240,000	240,000	240,000	0	0	0
8	**3371**	**3371 SUBTOTAL for 3371's**	**240,000**	**240,000**	**240,000**	**0**	**0**	**0**
8	3372	3150 IMMUNIZATION GRANT FDF	163,382	275,000	275,000	0	0	0
8	**3372**	**3372 SUBTOTAL for 3372's**	**163,382**	**275,000**	**275,000**	**0**	**0**	**0**
8	3459	3459 3459 UNIVERSAL NEWBORN HRNG SCRNG	48,612	0	0	0	0	0

DRAFT

406/410 series report

Dept. Name: Division of Health
Agency Name: Health & Environment--Health
Agency Reporting Level: 01
Version: 2028-A-02-00264

Date: 09/09/2026
Time: 09:03:01

Division of the Budget
KANSAS

Series	Fund Code	FUND/ACCOUNT TITLE	FY 2026 Actuals	FY 2027 Adjusted Budget Request	FY 2028 Adjusted Budget Request	null	null	null
8	**3459**	**3459 SUBTOTAL for 3459's**	**48,612**	**0**	**0**	**0**	**0**	**0**
8	3502	3502 3502 MED RESV SML GRT-NACCHO TRN	(5,567)	0	0	0	0	0
8	**3502**	**3502 SUBTOTAL for 3502's**	**(5,567)**	**0**	**0**	**0**	**0**	**0**
8	3503	3503 3503 AFFRD CARE ACT-HOME VSTNG PRG	3,594,168	0	0	0	0	0
8	**3503**	**3503 SUBTOTAL for 3503's**	**3,594,168**	**0**	**0**	**0**	**0**	**0**
8	3516	3171 IDEA INFANT TODDLER-PRT C	3,232,945	800,000	800,000	0	0	0
8	**3516**	**3516 SUBTOTAL for 3516's**	**3,232,945**	**800,000**	**800,000**	**0**	**0**	**0**
8	3598	3598 3598 KANSAS TOBACCO CONTROL PROGRAM	44,534	45,000	45,000	0	0	0
8	**3598**	**3598 SUBTOTAL for 3598's**	**44,534**	**45,000**	**45,000**	**0**	**0**	**0**
8	3603	3603 3603 Dibetes&Hrt Dis &Strk Pvntn	340,914	450,000	450,000	0	0	0
8	**3603**	**3603 SUBTOTAL for 3603's**	**340,914**	**450,000**	**450,000**	**0**	**0**	**0**
8	3608	3608 3608 ESSA/PRESCHL DVLPMNT GRNT 0-5	1,986,054	0	0	0	0	0
8	**3608**	**3608 SUBTOTAL for 3608's**	**1,986,054**	**0**	**0**	**0**	**0**	**0**
8	3614	3200 PREV HLTH/HLTH SVC BLK GRT FDF	157,604	165,000	158,000	0	0	0
8	**3614**	**3614 SUBTOTAL for 3614's**	**157,604**	**165,000**	**158,000**	**0**	**0**	**0**
8	3616	3210 MAT/CHLD HLTH SVC BLK BRNT FDF	1,320,925	1,245,347	1,245,347	0	0	0
8	**3616**	**3616 SUBTOTAL for 3616's**	**1,320,925**	**1,245,347**	**1,245,347**	**0**	**0**	**0**
8	3622	3271 KS TTL X-FMLY PLNG SVCS PRG	1,366,940	1,366,940	1,366,940	0	0	0
8	**3622**	**3622 SUBTOTAL for 3622's**	**1,366,940**	**1,366,940**	**1,366,940**	**0**	**0**	**0**
8	3704	3704 3704 FALLS PREV	19,695	0	0	0	0	0
8	**3704**	**3704 SUBTOTAL for 3704's**	**19,695**	**0**	**0**	**0**	**0**	**0**
8	3705	3705 3705 SELF-MNGMT ED FUND	31,430	0	0	0	0	0
8	**3705**	**3705 SUBTOTAL for 3705's**	**31,430**	**0**	**0**	**0**	**0**	**0**
8	3724	3724 3724 Maternal Deaths Due to Violence	127,117	0	0	0	0	0
8	**3724**	**3724 SUBTOTAL for 3724's**	**127,117**	**0**	**0**	**0**	**0**	**0**
8	3740	3521 HIV PRVNT PRJS	19,375	20,000	20,000	0	0	0
8	3740	3524 CHW HIV REACH	187,100	95,000	95,000	0	0	0
8	**3740**	**3740 SUBTOTAL for 3740's**	**206,475**	**115,000**	**115,000**	**0**	**0**	**0**
8	3750	3750 3750 WIC .NET UPGRADE-ARRA	9,000	9,000	0	0	0	0
8	**3750**	**3750 SUBTOTAL for 3750's**	**9,000**	**9,000**	**0**	**0**	**0**	**0**
8	3756	3536 American Rescue Plan State Relief Fund	0	0	0	0	0	0
8	**3756**	**3756 SUBTOTAL for 3756's**	**0**	**0**	**0**	**0**	**0**	**0**
8	3760	3755 ST LOAN REPAYMENT PRG	109,500	110,000	110,000	0	0	0
8	**3760**	**3760 SUBTOTAL for 3760's**	**109,500**	**110,000**	**110,000**	**0**	**0**	**0**
8	3901	3901 3901 ADV HLTH EQUITY FOR DIABETE FD	405,814	400,000	400,000	0	0	0
8	**3901**	**3901 SUBTOTAL for 3901's**	**405,814**	**400,000**	**400,000**	**0**	**0**	**0**
8	3921	3921 3921 KS ACT IMP ORALHLTH OUTCOME FD	94,900	95,000	95,000	0	0	0
8	**3921**	**3921 SUBTOTAL for 3921's**	**94,900**	**95,000**	**95,000**	**0**	**0**	**0**
8	3926	3926 3926 STRENGTHEN US PUBLIC HEALTH FD	(2,281)	0	0	0	0	0
8	**3926**	**3926 SUBTOTAL for 3926's**	**(2,281)**	**0**	**0**	**0**	**0**	**0**
8	7000	7010 Smoking Prevention Grants	0	600,000	600,000	0	0	0
8	**7000**	**7000 SUBTOTAL for 7000's**	**0**	**600,000**	**600,000**	**0**	**0**	**0**
8	7311	7090 GIFTS GRNTS & DNTNS FD-HEALTH	113,246	0	0	0	0	0
8	**7311**	**7311 SUBTOTAL for 7311's**	**113,246**	**0**	**0**	**0**	**0**	**0**

DRAFT

406/410 series report

Dept. Name: Division of Health
Agency Name: Health & Environment--Health
Agency Reporting Level: 01
Version: 2028-A-02-00264

Date: 09/09/2026
Time: 09:03:01

Division of the Budget
KANSAS

Series	Fund Code	FUND/ACCOUNT TITLE	FY 2026 Actuals	FY 2027 Adjusted Budget Request	FY 2028 Adjusted Budget Request	null	null	null
		5702 TOTAL Aid to Locals	**68,733,255**	**41,119,521**	**41,690,686**	**0**	**0**	**0**
9	1000	0270 OP EXP-INCLD OFF HOS-HLTH	96,538	215,476	217,086	0	0	0
9	1000	0350 AID TO LOCAL UNITS	814,089	797,163	797,163	0	0	0
9	1000	0460 AID TO LCL UNITS-PRIM HLTH PRJ	18,436,085	21,478,035	18,435,690	0	0	0
9	1000	0570 INFANT AND TODDLER PROGRAM	1,500,000	7,869,156	7,869,156	0	0	0
9	1000	0610 AID TO LCL UNITS-WOMENS WELLNESS	354,808	354,808	354,808	0	0	0
9	1000	0620 Cerebral Palsy Research	263,000	0	0	0	0	0
9	1000	0630 Family Med Resident Education	1,000,000	0	0	0	0	0
9	1000	0650 TEEN PREGNANCY PREVENTN ACT	137,724	137,724	137,724	0	0	0
9	1000	0680 TOBACCO CESSATION PROGRAM	87,375	107,717	78,979	0	0	0
9	1000	1100 PREGNANCY MAINTENANCE INTV	677,602	478,117	304,692	0	0	0
9	1000	1300 BREAST CANCER SCREENING PROGRM	0	50,000	50,000	0	0	0
9	1000	1400 IMMUNIZATION PROGRAMS	5,527	5,944	5,500	0	0	0
9	1000	1500 CEREBRAL PALSY POSTURE SEATING	303,537	566,537	566,537	0	0	0
9	1000	1550 Child abuse review and evaluation	435,500	447,307	185,007	0	0	0
9	1000	1551 Adult Inpatient Behavioral Hlth Srv	9,200,392	9,212,162	0	0	0	0
9	1000	1716 SIDS Network Grant	0	122,106	122,106	0	0	0
9	1000	1720 State Trauma Fund	54,001	90,000	90,000	0	0	0
9	1000	1726 CPR and AED Grants	0	250,000	0	0	0	0
9	1000	New16 Senior Farmers Market Nutrition Prgm	0	0	128,150	0	0	0
9	**1000**	**1000 SUBTOTAL for 1000's**	**33,366,178**	**42,182,252**	**29,342,598**	**0**	**0**	**0**
9	1900	1901 Healthcare Upskill Train Prgm	149,755	0	0	0	0	0
9	**1900**	**1900 SUBTOTAL for 1900's**	**149,755**	**0**	**0**	**0**	**0**	**0**
9	2000	2105 CIF-HEALTHY START PROGRAM	322,504	0	0	0	0	0
9	2000	2107 CIF-INFANTS & TODDLERS PRG	25,051	4,663,623	4,663,623	0	0	0
9	2000	2109 CIF-SMOKING PREVENTION	324,860	0	0	0	0	0
9	2000	2115 CIF-SIDS NETWORK GRANT	122,106	0	0	0	0	0
9	**2000**	**2000 SUBTOTAL for 2000's**	**794,521**	**4,663,623**	**4,663,623**	**0**	**0**	**0**
9	2183	2160 HLTH & ENVIR TRN FF-HLTH	4,500	4,500	4,500	0	0	0
9	**2183**	**2183 SUBTOTAL for 2183's**	**4,500**	**4,500**	**4,500**	**0**	**0**	**0**
9	2731	2731 2731 MAT CTR/CHLD CARE LIC FF	21,653	0	0	0	0	0
9	**2731**	**2731 SUBTOTAL for 2731's**	**21,653**	**0**	**0**	**0**	**0**	**0**
9	3028	3450 CHILD CARE/DEV BLK GRT FDF	112,032	0	0	0	0	0
9	**3028**	**3028 SUBTOTAL for 3028's**	**112,032**	**0**	**0**	**0**	**0**	**0**
9	3069	3070 MIGRANT HEALTH PRG FDF	22,000	25,000	25,000	0	0	0
9	**3069**	**3069 SUBTOTAL for 3069's**	**22,000**	**25,000**	**25,000**	**0**	**0**	**0**
9	3077	3103 WOMEN/INFNT/CHLD HLTH-ST OP	102,265	77,000	77,000	0	0	0
9	3077	3104 WOMEN/INFNT/CHLD HLTH-FOOD	43,649,744	23,827,000	23,827,000	0	0	0
9	**3077**	**3077 SUBTOTAL for 3077's**	**43,752,009**	**23,904,000**	**23,904,000**	**0**	**0**	**0**
9	3150	3350 BREST/CERV CNCR PRG/DET FDF	11,732	0	0	0	0	0
9	3150	3360 B&CC PRG-COMPREHENSIVE CANCER	40,700	30,000	30,000	0	0	0
9	**3150**	**3150 SUBTOTAL for 3150's**	**52,432**	**30,000**	**30,000**	**0**	**0**	**0**
9	3284	3284 3284 SAMHSA-PROJECT LAUNCH INTV	2,071	0	0	0	0	0
9	**3284**	**3284 SUBTOTAL for 3284's**	**2,071**	**0**	**0**	**0**	**0**	**0**
9	3292	3292 3292 EMSC-PARTNERSHIP GRANT	1,227,281	0	0	0	0	0
9	**3292**	**3292 SUBTOTAL for 3292's**	**1,227,281**	**0**	**0**	**0**	**0**	**0**

DPH

406/410 series report

Dept. Name: Division of Health
Agency Name: Health & Environment--Health
Agency Reporting Level: 01
Version: 2028-A-02-00264

Date: 09/09/2026
Time: 09:03:01

Division of the Budget
KANSAS

Series	Fund Code	FUND/ACCOUNT TITLE	FY 2026 Actuals	FY 2027 Adjusted Budget Request	FY 2028 Adjusted Budget Request	null	null	null
9	3294	3290 SEXUAL VIOLENCE PRVNT/EDU	211,931	200,000	0	0	0	0
9	3294	3294 3294 INJURY INTERVENTION	231,656	370,000	370,000	0	0	0
9	**3294**	**3294 SUBTOTAL for 3294's**	**443,587**	**570,000**	**370,000**	**0**	**0**	**0**
9	3298	3298 3298 RURAL HOSPITAL FLEX PRG	1,043,613	800,000	800,000	0	0	0
9	**3298**	**3298 SUBTOTAL for 3298's**	**1,043,613**	**800,000**	**800,000**	**0**	**0**	**0**
9	3328	3310 RYAN WHITE TITLE II FDF	64,652	1,114,560	1,114,560	0	0	0
9	3328	3311 RYAN WHITE CARE ACT-TTL II	1,134,120	1,500	1,500	0	0	0
9	3328	3313 HOPWA	1,198,383	717,561	663,464	0	0	0
9	**3328**	**3328 SUBTOTAL for 3328's**	**2,397,155**	**1,833,621**	**1,779,524**	**0**	**0**	**0**
9	3329	3319 HOMELAND SECURITY/PREP	45,409	45,500	45,500	0	0	0
9	**3329**	**3329 SUBTOTAL for 3329's**	**45,409**	**45,500**	**45,500**	**0**	**0**	**0**
9	3371	3374 CSHNC PROJECT	604,895	449,395	449,395	0	0	0
9	3371	3376 CISS-SECCESS PLANNING-ECCS	18,464	23,628	0	0	0	0
9	3371	3379 HRSA-PNMHSASTR	121,127	122,860	122,860	0	0	0
9	**3371**	**3371 SUBTOTAL for 3371's**	**744,486**	**595,883**	**572,255**	**0**	**0**	**0**
9	3372	3150 IMMUNIZATION GRANT FDF	87,482	200,000	200,000	0	0	0
9	**3372**	**3372 SUBTOTAL for 3372's**	**87,482**	**200,000**	**200,000**	**0**	**0**	**0**
9	3392	3392 3392 SMALL HOSPITAL IMPV PRG	1,088,649	1,227,281	1,227,281	0	0	0
9	**3392**	**3392 SUBTOTAL for 3392's**	**1,088,649**	**1,227,281**	**1,227,281**	**0**	**0**	**0**
9	3406	3406 3406 SR FARMERS MARKET PRG	128,250	148,478	148,478	0	0	0
9	**3406**	**3406 SUBTOTAL for 3406's**	**128,250**	**148,478**	**148,478**	**0**	**0**	**0**
9	3459	3459 3459 UNIVERSAL NEWBORN HRNG SCRNG	8,596	9,000	9,000	0	0	0
9	**3459**	**3459 SUBTOTAL for 3459's**	**8,596**	**9,000**	**9,000**	**0**	**0**	**0**
9	3503	3503 3503 AFFRD CARE ACT-HOME VSTNG PRG	789,209	0	0	0	0	0
9	**3503**	**3503 SUBTOTAL for 3503's**	**789,209**	**0**	**0**	**0**	**0**	**0**
9	3516	3171 IDEA INFANT TODDLER-PRT C	99,055	1,300,000	1,300,000	0	0	0
9	**3516**	**3516 SUBTOTAL for 3516's**	**99,055**	**1,300,000**	**1,300,000**	**0**	**0**	**0**
9	3598	3598 3598 KANSAS TOBACCO CONTROL PROGRAM	50,421	0	0	0	0	0
9	**3598**	**3598 SUBTOTAL for 3598's**	**50,421**	**0**	**0**	**0**	**0**	**0**
9	3603	3603 3603 Dibetes&Hrt Dis &Strk Pvntn	138,955	77,182	73,865	0	0	0
9	**3603**	**3603 SUBTOTAL for 3603's**	**138,955**	**77,182**	**73,865**	**0**	**0**	**0**
9	3608	3608 3608 ESSA/PRESCHL DVLPMNT GRNT 0-5	195,744	0	0	0	0	0
9	**3608**	**3608 SUBTOTAL for 3608's**	**195,744**	**0**	**0**	**0**	**0**	**0**
9	3614	3200 PREV HLTH/HLTH SVC BLK GRT FDF	300,533	240,000	205,000	0	0	0
9	**3614**	**3614 SUBTOTAL for 3614's**	**300,533**	**240,000**	**205,000**	**0**	**0**	**0**
9	3616	3210 MAT/CHLD HLTH SVC BLK BRNT FDF	1,009,751	798,118	798,118	0	0	0
9	**3616**	**3616 SUBTOTAL for 3616's**	**1,009,751**	**798,118**	**798,118**	**0**	**0**	**0**
9	3622	3271 KS TTL X-FMLY PLNG SVCS PRG	214,386	214,386	214,386	0	0	0
9	**3622**	**3622 SUBTOTAL for 3622's**	**214,386**	**214,386**	**214,386**	**0**	**0**	**0**
9	3657	3657 3657 DRG ENDANGERD CHLDRN IN KS FND	478,026	0	0	0	0	0
9	**3657**	**3657 SUBTOTAL for 3657's**	**478,026**	**0**	**0**	**0**	**0**	**0**
9	3704	3704 3704 FALLS PREV	8,010	0	0	0	0	0
9	**3704**	**3704 SUBTOTAL for 3704's**	**8,010**	**0**	**0**	**0**	**0**	**0**
9	3705	3705 3705 SELF-MNGMT ED FUND	2,750	0	0	0	0	0

DRAFT

406/410 series report

Dept. Name: Division of Health
Agency Name: Health & Environment--Health
Agency Reporting Level: 01
Version: 2028-A-02-00264

Date: 09/09/2026
Time: 09:03:01

Division of the Budget
KANSAS

Series	Fund Code	FUND/ACCOUNT TITLE	FY 2026 Actuals	FY 2027 Adjusted Budget Request	FY 2028 Adjusted Budget Request	null	null	null
9	**3705**	**3705 SUBTOTAL for 3705's**	**2,750**	**0**	**0**	**0**	**0**	**0**
9	3724	3724 3724 Maternal Deaths Due to Violence	21,250	0	0	0	0	0
9	**3724**	**3724 SUBTOTAL for 3724's**	**21,250**	**0**	**0**	**0**	**0**	**0**
9	3740	3521 HIV PRVNT PRJS	225,000	245,000	235,000	0	0	0
9	3740	3524 CHW HIV REACH	17,290	25,000	25,000	0	0	0
9	**3740**	**3740 SUBTOTAL for 3740's**	**242,290**	**270,000**	**260,000**	**0**	**0**	**0**
9	3755	3756 ARTHRITIS EVDNCE BS INT FD FND	25,000	0	0	0	0	0
9	**3755**	**3755 SUBTOTAL for 3755's**	**25,000**	**0**	**0**	**0**	**0**	**0**
9	3760	3755 ST LOAN REPAYMENT PRG	145,152	150,000	150,000	0	0	0
9	**3760**	**3760 SUBTOTAL for 3760's**	**145,152**	**150,000**	**150,000**	**0**	**0**	**0**
9	3901	3901 3901 ADV HLTH EQUITY FOR DIABETE FD	35,000	50,000	50,000	0	0	0
9	**3901**	**3901 SUBTOTAL for 3901's**	**35,000**	**50,000**	**50,000**	**0**	**0**	**0**
9	3921	3921 3921 KS ACT IMP ORALHLTH OUTCOME FD	15,000	20,000	20,000	0	0	0
9	**3921**	**3921 SUBTOTAL for 3921's**	**15,000**	**20,000**	**20,000**	**0**	**0**	**0**
9	7000	7010 Smoking Prevention Grants	0	335,000	335,000	0	0	0
9	**7000**	**7000 SUBTOTAL for 7000's**	**0**	**335,000**	**335,000**	**0**	**0**	**0**
9	7311	7090 GIFTS GRNTS & DNTNS FD-HEALTH	250,910	0	0	0	0	0
9	**7311**	**7311 SUBTOTAL for 7311's**	**250,910**	**0**	**0**	**0**	**0**	**0**
		6382 TOTAL Other Assistance	**89,513,101**	**79,693,824**	**66,528,128**	**0**	**0**	**0**
92	2101	2020 DUI EQUIPMENT FD	103,352	103,350	103,350	0	0	0
92	**2101**	**2101 SUBTOTAL for 2101's**	**103,352**	**103,350**	**103,350**	**0**	**0**	**0**
92	2131	2130 POWER GENERATING FAC FF	135,025	136,000	136,000	0	0	0
92	**2131**	**2131 SUBTOTAL for 2131's**	**135,025**	**136,000**	**136,000**	**0**	**0**	**0**
92	2161	2161 2161 OFFICE OF LABORATORY SVCS OPER	425,136	425,135	425,135	0	0	0
92	**2161**	**2161 SUBTOTAL for 2161's**	**425,136**	**425,135**	**425,135**	**0**	**0**	**0**
92	2269	2030 SSA FF	26,899	25,987	27,345	0	0	0
92	**2269**	**2269 SUBTOTAL for 2269's**	**26,899**	**25,987**	**27,345**	**0**	**0**	**0**
92	2291	2295 CIVIL REG & HLTH STATS FF	1,344,436	1,213,891	1,257,576	0	0	0
92	**2291**	**2291 SUBTOTAL for 2291's**	**1,344,436**	**1,213,891**	**1,257,576**	**0**	**0**	**0**
92	2325	2325 2325 Right to Know Fee Fund	91,755	0	0	0	0	0
92	**2325**	**2325 SUBTOTAL for 2325's**	**91,755**	**0**	**0**	**0**	**0**	**0**
92	2415	2280 NUCLEAR SFTY EMER PREP SP REV	94,711	95,000	95,000	0	0	0
92	**2415**	**2415 SUBTOTAL for 2415's**	**94,711**	**95,000**	**95,000**	**0**	**0**	**0**
92	2505	2250 HEALTH FACILITIES REVIEW FD	44,264	50,000	50,000	0	0	0
92	**2505**	**2505 SUBTOTAL for 2505's**	**44,264**	**50,000**	**50,000**	**0**	**0**	**0**
92	2513	2230 TRAUMA FD	93,695	94,000	94,000	0	0	0
92	**2513**	**2513 SUBTOTAL for 2513's**	**93,695**	**94,000**	**94,000**	**0**	**0**	**0**
92	2531	2530 RADIATION CONTROL OPS FDF	330,329	330,350	330,350	0	0	0
92	**2531**	**2531 SUBTOTAL for 2531's**	**330,329**	**330,350**	**330,350**	**0**	**0**	**0**
92	3028	3450 CHILD CARE/DEV BLK GRT FDF	836,582	0	0	0	0	0
92	**3028**	**3028 SUBTOTAL for 3028's**	**836,582**	**0**	**0**	**0**	**0**	**0**
92	3031	3640 OFFICE OF RURAL HEALTH FDF	17,453	17,500	17,500	0	0	0
92	**3031**	**3031 SUBTOTAL for 3031's**	**17,453**	**17,500**	**17,500**	**0**	**0**	**0**
92	3064	3062 MEDICARE FUND	402,144	298,285	298,285	0	0	0

DRAFT

406/410 series report

Dept. Name: Division of Health
Agency Name: Health & Environment--Health
Agency Reporting Level: 01
Version: 2028-A-02-00264

Date: 09/09/2026
Time: 09:03:01

Division of the Budget
KANSAS

Series	Fund Code	FUND/ACCOUNT TITLE	FY 2026 Actuals	FY 2027 Adjusted Budget Request	FY 2028 Adjusted Budget Request	null	null	null
92	3064	3063 MEDICARE FUND-OASIS	10,770	0	0	0	0	0
92	3064	3065 MEDICARE FDF-XFER TO ST AGYS	7,756	8,375	8,375	0	0	0
92	3064	3421 CLINICAL LAB IMPV AMEND-FDF	35,380	58,280	58,280	0	0	0
92	**3064**	**3064 SUBTOTAL for 3064's**	**456,050**	**364,940**	**364,940**	**0**	**0**	**0**
92	3069	3070 MIGRANT HEALTH PRG FDF	153,110	242,000	242,000	0	0	0
92	**3069**	**3069 SUBTOTAL for 3069's**	**153,110**	**242,000**	**242,000**	**0**	**0**	**0**
92	3070	3080 VENEREAL DISEASE CTRL PRJ FDF	374,464	119,215	119,215	0	0	0
92	**3070**	**3070 SUBTOTAL for 3070's**	**374,464**	**119,215**	**119,215**	**0**	**0**	**0**
92	3071	4610 DP&HP-TUBERCULOSIS PREVNT GRNT	78,391	116,998	70,400	0	0	0
92	**3071**	**3071 SUBTOTAL for 3071's**	**78,391**	**116,998**	**70,400**	**0**	**0**	**0**
92	3077	3103 WOMEN/INFNT/CHLD HLTH-ST OP	355,794	90,000	90,000	0	0	0
92	3077	3104 WOMEN/INFNT/CHLD HLTH-FOOD	26,045	7,407	0	0	0	0
92	**3077**	**3077 SUBTOTAL for 3077's**	**381,839**	**97,407**	**90,000**	**0**	**0**	**0**
92	3092	3092 3092 INTOXILYZER REPLACEMENT	0	28,080	28,080	0	0	0
92	**3092**	**3092 SUBTOTAL for 3092's**	**0**	**28,080**	**28,080**	**0**	**0**	**0**
92	3098	3096 KS ERASE-MMR	29,714	30,000	30,000	0	0	0
92	3098	3098 3098 VR QUALITY IMPROVEMENT	23,678	34,825	34,825	0	0	0
92	**3098**	**3098 SUBTOTAL for 3098's**	**53,392**	**64,825**	**64,825**	**0**	**0**	**0**
92	3102	3620 ZIKA BIRTH DEFECTS SURV & REF	5,580	0	0	0	0	0
92	**3102**	**3102 SUBTOTAL for 3102's**	**5,580**	**0**	**0**	**0**	**0**	**0**
92	3150	3350 BREST/CERV CNCR PRG/DET FDF	156,533	160,000	160,000	0	0	0
92	3150	3360 B&CC PRG-COMPREHENSIVE CANCER	30,970	30,000	30,000	0	0	0
92	3150	3885 COLLAB APP-CHRNC DIS-BRFSS	42,783	83,204	83,204	0	0	0
92	3150	3888 EPI/LAB CAPACITY-INFECT DIS	285,463	810,961	835,276	0	0	0
92	**3150**	**3150 SUBTOTAL for 3150's**	**515,749**	**1,084,165**	**1,108,480**	**0**	**0**	**0**
92	3284	3284 3284 SAMHSA-PROJECT LAUNCH INTV	9,266	0	0	0	0	0
92	**3284**	**3284 SUBTOTAL for 3284's**	**9,266**	**0**	**0**	**0**	**0**	**0**
92	3292	3292 3292 EMSC-PARTNERSHIP GRANT	9,557	10,000	10,000	0	0	0
92	**3292**	**3292 SUBTOTAL for 3292's**	**9,557**	**10,000**	**10,000**	**0**	**0**	**0**
92	3293	3293 3293 PRIMARY CARE OFFICES	14,750	25,000	25,000	0	0	0
92	**3293**	**3293 SUBTOTAL for 3293's**	**14,750**	**25,000**	**25,000**	**0**	**0**	**0**
92	3294	3290 SEXUAL VIOLENCE PRVNT/EDU	11,801	0	0	0	0	0
92	3294	3291 KS Adv Violence-Epi RTP	20,680	24,515	25,763	0	0	0
92	3294	3294 3294 INJURY INTERVENTION	623,870	652,536	652,536	0	0	0
92	**3294**	**3294 SUBTOTAL for 3294's**	**656,351**	**677,051**	**678,299**	**0**	**0**	**0**
92	3296	3296 3296 CHLDHD LEAD POISNG PRVNT PRG	23,626	82,783	83,871	0	0	0
92	**3296**	**3296 SUBTOTAL for 3296's**	**23,626**	**82,783**	**83,871**	**0**	**0**	**0**
92	3298	3298 3298 RURAL HOSPITAL FLEX PRG	33,100	0	0	0	0	0
92	**3298**	**3298 SUBTOTAL for 3298's**	**33,100**	**0**	**0**	**0**	**0**	**0**
92	3328	3311 RYAN WHITE CARE ACT-TTL II	97,177	137,567	125,003	0	0	0
92	3328	3313 HOPWA	0	24,209	25,946	0	0	0
92	**3328**	**3328 SUBTOTAL for 3328's**	**97,177**	**161,776**	**150,949**	**0**	**0**	**0**
92	3329	3319 HOMELAND SECURITY/PREP	202,628	382,041	382,025	0	0	0
92	**3329**	**3329 SUBTOTAL for 3329's**	**202,628**	**382,041**	**382,025**	**0**	**0**	**0**
92	3371	3374 CSHNC PROJECT	59,142	60,000	60,000	0	0	0

DRAFT

406/410 series report

Dept. Name: Division of Health
Agency Name: Health & Environment--Health
Agency Reporting Level: 01
Version: 2028-A-02-00264

Date: 09/09/2026
Time: 09:03:01

Division of the Budget
KANSAS

Series	Fund Code	FUND/ACCOUNT TITLE	FY 2026 Actuals	FY 2027 Adjusted Budget Request	FY 2028 Adjusted Budget Request	null	null	null
92	3371	3375 KS ST SYS DEV INTV-SSDI	12,313	8,639	4,071	0	0	0
92	3371	3376 CISS-SECCESS PLANNING-ECCS	5,156	24,600	20,000	0	0	0
92	3371	3378 MCH-HEMOPHILIA	0	18,000	0	0	0	0
92	3371	3379 HRSA-PNMHSASTR	19,607	21,500	21,500	0	0	0
92	3371	3380 St. NBS Sys Priorities Prgm	40,119	52,329	52,329	0	0	0
92	**3371**	**3371 SUBTOTAL for 3371's**	**136,337**	**185,068**	**157,900**	**0**	**0**	**0**
92	3372	3150 IMMUNIZATION GRANT FDF	269,974	568,853	568,853	0	0	0
92	**3372**	**3372 SUBTOTAL for 3372's**	**269,974**	**568,853**	**568,853**	**0**	**0**	**0**
92	3392	3392 3392 SMALL HOSPITAL IMPV PRG	9,926	17,000	17,000	0	0	0
92	**3392**	**3392 SUBTOTAL for 3392's**	**9,926**	**17,000**	**17,000**	**0**	**0**	**0**
92	3398	3398 3398 HOSPITAL BIOTERRORISM PREP	65,125	85,000	85,000	0	0	0
92	**3398**	**3398 SUBTOTAL for 3398's**	**65,125**	**85,000**	**85,000**	**0**	**0**	**0**
92	3406	3406 3406 SR FARMERS MARKET PRG	2,417	2,700	2,700	0	0	0
92	**3406**	**3406 SUBTOTAL for 3406's**	**2,417**	**2,700**	**2,700**	**0**	**0**	**0**
92	3459	3459 3459 UNIVERSAL NEWBORN HRNG SCRNG	24,161	57,130	57,130	0	0	0
92	**3459**	**3459 SUBTOTAL for 3459's**	**24,161**	**57,130**	**57,130**	**0**	**0**	**0**
92	3502	3502 3502 MED RESV SML GRT-NACCHO TRN	0	86,000	0	0	0	0
92	**3502**	**3502 SUBTOTAL for 3502's**	**0**	**86,000**	**0**	**0**	**0**	**0**
92	3503	3503 3503 AFFRD CARE ACT-HOME VSTNG PRG	57,634	0	0	0	0	0
92	**3503**	**3503 SUBTOTAL for 3503's**	**57,634**	**0**	**0**	**0**	**0**	**0**
92	3511	3160 DIAGNOSTIC X-RAY PRG FDF-ENVIR	0	30,000	30,000	0	0	0
92	**3511**	**3511 SUBTOTAL for 3511's**	**0**	**30,000**	**30,000**	**0**	**0**	**0**
92	3516	3171 IDEA INFANT TODDLER-PRT C	51,281	78,000	78,000	0	0	0
92	**3516**	**3516 SUBTOTAL for 3516's**	**51,281**	**78,000**	**78,000**	**0**	**0**	**0**
92	3598	3598 3598 KANSAS TOBACCO CONTROL PROGRAM	81,616	85,000	85,000	0	0	0
92	**3598**	**3598 SUBTOTAL for 3598's**	**81,616**	**85,000**	**85,000**	**0**	**0**	**0**
92	3599	3599 3599 Colorectal Cancer Screening	59,743	0	0	0	0	0
92	**3599**	**3599 SUBTOTAL for 3599's**	**59,743**	**0**	**0**	**0**	**0**	**0**
92	3602	3606 PH CRISIS-COVID 19	384,407	126,080	0	0	0	0
92	**3602**	**3602 SUBTOTAL for 3602's**	**384,407**	**126,080**	**0**	**0**	**0**	**0**
92	3603	3603 3603 Dibetes&Hrt Dis &Strk Pvntn	31,780	75,457	75,457	0	0	0
92	**3603**	**3603 SUBTOTAL for 3603's**	**31,780**	**75,457**	**75,457**	**0**	**0**	**0**
92	3607	3607 3607 ALZHEIMERS ASSN INCLUSION FY19	27,122	35,022	35,022	0	0	0
92	**3607**	**3607 SUBTOTAL for 3607's**	**27,122**	**35,022**	**35,022**	**0**	**0**	**0**
92	3612	3612 3612 KS NBHS Info Sys M&E	7,335	20,000	20,000	0	0	0
92	**3612**	**3612 SUBTOTAL for 3612's**	**7,335**	**20,000**	**20,000**	**0**	**0**	**0**
92	3614	3200 PREV HLTH/HLTH SVC BLK GRT FDF	97,461	101,000	101,000	0	0	0
92	**3614**	**3614 SUBTOTAL for 3614's**	**97,461**	**101,000**	**101,000**	**0**	**0**	**0**
92	3616	3210 MAT/CHLD HLTH SVC BLK BRNT FDF	334,991	329,000	329,000	0	0	0
92	**3616**	**3616 SUBTOTAL for 3616's**	**334,991**	**329,000**	**329,000**	**0**	**0**	**0**
92	3622	3271 KS TTL X-FMLY PLNG SVCS PRG	36,775	32,000	32,000	0	0	0
92	**3622**	**3622 SUBTOTAL for 3622's**	**36,775**	**32,000**	**32,000**	**0**	**0**	**0**
92	3641	3641 3641 Viral Hepatitis	76,560	51,507	47,765	0	0	0
92	**3641**	**3641 SUBTOTAL for 3641's**	**76,560**	**51,507**	**47,765**	**0**	**0**	**0**

PDF

406/410 series report

Dept. Name: Division of Health
Agency Name: Health & Environment--Health
Agency Reporting Level: 01
Version: 2028-A-02-00264

Date: 09/09/2026
Time: 09:03:01

Division of the Budget
KANSAS

Series	Fund Code	FUND/ACCOUNT TITLE	FY 2026 Actuals	FY 2027 Adjusted Budget Request	FY 2028 Adjusted Budget Request	null	null	null
92	3660	3660 3660 KS Enviro Health Capacity Prog	51,702	100,057	103,443	0	0	0
92	**3660**	**3660 SUBTOTAL for 3660's**	**51,702**	**100,057**	**103,443**	**0**	**0**	**0**
92	3670	3601 LEAD TST SCHL/CHLD CARE WATER	0	2,320	2,435	0	0	0
92	**3670**	**3670 SUBTOTAL for 3670's**	**0**	**2,320**	**2,435**	**0**	**0**	**0**
92	3704	3704 3704 FALLS PREV	15,598	0	0	0	0	0
92	**3704**	**3704 SUBTOTAL for 3704's**	**15,598**	**0**	**0**	**0**	**0**	**0**
92	3705	3705 3705 SELF-MNGMT ED FUND	16,581	0	0	0	0	0
92	**3705**	**3705 SUBTOTAL for 3705's**	**16,581**	**0**	**0**	**0**	**0**	**0**
92	3724	3724 3724 Maternal Deaths Due to Violence	13,190	0	0	0	0	0
92	**3724**	**3724 SUBTOTAL for 3724's**	**13,190**	**0**	**0**	**0**	**0**	**0**
92	3740	3521 HIV PRVNT PRJS	65,095	147,093	144,536	0	0	0
92	3740	3524 CHW HIV REACH	15,735	36,829	36,829	0	0	0
92	**3740**	**3740 SUBTOTAL for 3740's**	**80,830**	**183,922**	**181,365**	**0**	**0**	**0**
92	3755	3756 ARTHRITIS EVDNCE BS INT FD FND	1,159	0	0	0	0	0
92	**3755**	**3755 SUBTOTAL for 3755's**	**1,159**	**0**	**0**	**0**	**0**	**0**
92	3760	3755 ST LOAN REPAYMENT PRG	0	24,745	24,745	0	0	0
92	**3760**	**3760 SUBTOTAL for 3760's**	**0**	**24,745**	**24,745**	**0**	**0**	**0**
92	3884	3930 STATE INDOOR RADON GRANT FDF	145,991	146,000	146,000	0	0	0
92	**3884**	**3884 SUBTOTAL for 3884's**	**145,991**	**146,000**	**146,000**	**0**	**0**	**0**
92	3901	3901 3901 ADV HLTH EQUITY FOR DIABETE FD	27,709	61,185	61,185	0	0	0
92	**3901**	**3901 SUBTOTAL for 3901's**	**27,709**	**61,185**	**61,185**	**0**	**0**	**0**
92	3921	3921 3921 KS ACT IMP ORALHLTH OUTCOME FD	18,142	30,000	30,000	0	0	0
92	**3921**	**3921 SUBTOTAL for 3921's**	**18,142**	**30,000**	**30,000**	**0**	**0**	**0**
92	3933	3933 3933 WISEWOMAN FUND	29,917	0	0	0	0	0
92	**3933**	**3933 SUBTOTAL for 3933's**	**29,917**	**0**	**0**	**0**	**0**	**0**
92	3936	3936 3936 School Based Data Collection	13,927	16,182	16,182	0	0	0
92	**3936**	**3936 SUBTOTAL for 3936's**	**13,927**	**16,182**	**16,182**	**0**	**0**	**0**
92	7311	7090 GIFTS GRNTS & DNTNS FD-HEALTH	54,300	0	0	0	0	0
92	**7311**	**7311 SUBTOTAL for 7311's**	**54,300**	**0**	**0**	**0**	**0**	**0**
		7182 TOTAL Non-Expense Items	**8,832,358**	**8,476,722**	**8,241,522**	**0**	**0**	**0**
		7182 TOTAL All Funds	**263,777,610**	**227,948,577**	**209,543,066**	**0**	**0**	**0**

DRAFT

406/410 series report

Dept. Name: Division of Health
Agency Name: Health & Environment--Health
Agency Reporting Level: 01
Version: 2028-A-02-00264

Date: 09/09/2026
Time: 09:03:01

Division of the Budget
KANSAS

Fund Code	FUND/ACCOUNT TITLE	FY 2026 Actuals	FY 2027 Adjusted Budget Request	FY 2028 Adjusted Budget Request	null	null	null
0270	OP EXP-INCLD OFF HOS-HLTH	4,952,689	9,756,304	6,703,482	0	0	0
0290	LABORATORY	3,023,888	3,075,096	3,557,785	0	0	0
0350	AID TO LOCAL UNITS	8,259,630	7,958,482	7,958,482	0	0	0
0460	AID TO LCL UNITS-PRIM HLTH PRJ	18,708,345	21,793,035	18,750,690	0	0	0
0570	INFANT AND TODDLER PROGRAM	9,500,000	9,500,000	11,000,000	0	0	0
0610	AID TO LCL UNITS-WOMENS WELLNESS	2,230,858	2,657,734	2,444,296	0	0	0
0620	Cerebral Palsy Research	263,000	0	0	0	0	0
0630	Family Med Resident Education	1,000,000	0	0	0	0	0
0650	TEEN PREGNANCY PREVENTN ACT	338,846	338,846	338,846	0	0	0
0670	Lyme Disease Prevention & Research	142,152	143,950	151,824	0	0	0
0680	TOBACCO CESSATION PROGRAM	926,354	1,226,389	938,520	0	0	0
0800	LAB EQUIPMENT REPLACEMENT	280,000	280,000	280,000	0	0	0
0900	VACCINE PURCHASES	329,432	329,779	532,197	0	0	0
1100	PREGNANCY MAINTENANCE INTV	848,026	648,541	584,692	0	0	0
1300	BREAST CANCER SCREENING PROGRM	402,964	4,109,214	1,227,931	0	0	0
1400	IMMUNIZATION PROGRAMS	396,975	397,862	397,418	0	0	0
1450	Specialty health care access programs	550,000	550,000	0	0	0	0
1500	CEREBRAL PALSY POSTURE SEATING	303,537	566,537	566,537	0	0	0
1550	Child abuse review and evaluation	815,967	969,170	663,709	0	0	0
1551	Adult Inpatient Behavioral Hlth Srv	9,200,392	9,212,162	0	0	0	0
1710	PKU TREATMENT	208,047	513,568	199,274	0	0	0
1716	SIDS Network Grant	0	122,106	122,106	0	0	0
1720	State Trauma Fund	314,936	362,693	300,000	0	0	0
1726	CPR and AED Grants	0	750,000	131,000	0	0	0
8750	KDHE LAB	0	0	0	0	0	0
New16	Senior Farmers Market Nutrition Prgm	0	0	128,150	0	0	0
1000	**SUBTOTAL STATE GENERAL FUND**	**62,996,038**	**75,261,468**	**56,976,939**	**0**	**0**	**0**
1802	SWPF-CONTAMINATION REMEDIATION	34,212	32,000	32,000	0	0	0
1810	Milford-Marion reserv hrmfl algae pilot	12,344	0	0	0	0	0
1800	**SUBTOTAL STATE WATER PLAN FUND**	**46,556**	**32,000**	**32,000**	**0**	**0**	**0**
1901	Healthcare Upskill Train Prgm	1,000,000	0	0	0	0	0
1900	**SUBTOTAL ECON DEVELOPMENT INITIATIVES**	**1,000,000**	**0**	**0**	**0**	**0**	**0**
2105	CIF-HEALTHY START PROGRAM	1,664,417	0	0	0	0	0
2107	CIF-INFANTS & TODDLERS PRG	5,800,000	5,800,000	5,800,000	0	0	0
2109	CIF-SMOKING PREVENTION	1,001,219	0	0	0	0	0
2115	CIF-SIDS NETWORK GRANT	122,106	0	0	0	0	0
2000	**SUBTOTAL CHILDRENS INITIATIVES FUND**	**8,587,742**	**5,800,000**	**5,800,000**	**0**	**0**	**0**
2830	AIR QUALITY FF	9,429	9,336	9,792	0	0	0
2020	**SUBTOTAL AIR QUALITY FF**	**9,429**	**9,336**	**9,792**	**0**	**0**	**0**
2027	KANSAS NEWBORN SCREENING	5,024,850	4,921,212	4,917,082	0	0	0
2027	**SUBTOTAL KANSAS NEWBORN SCREENING**	**5,024,850**	**4,921,212**	**4,917,082**	**0**	**0**	**0**

DPH

406/410 series report

Dept. Name: Division of Health
Agency Name: Health & Environment--Health
Agency Reporting Level: 01
Version: 2028-A-02-00264

Date: 09/09/2026
Time: 09:03:01

Division of the Budget
KANSAS

Fund Code	FUND/ACCOUNT TITLE	FY 2026 Actuals	FY 2027 Adjusted Budget Request	FY 2028 Adjusted Budget Request	null	null	null
2060	LAB MEDICAID COST RCVY FD-ENV	8,150	8,150	8,150	0	0	0
2092	**SUBTOTAL LAB MEDICAID COST RCVY FD-ENV**	**8,150**	**8,150**	**8,150**	**0**	**0**	**0**
2020	DUI EQUIPMENT FD	519,631	559,938	576,619	0	0	0
2101	**SUBTOTAL DRIVING UNDR THE INFLU EQUP FD**	**519,631**	**559,938**	**576,619**	**0**	**0**	**0**
2130	POWER GENERATING FAC FF	690,637	634,642	649,144	0	0	0
2131	**SUBTOTAL POWER GENERATING FAC FF**	**690,637**	**634,642**	**649,144**	**0**	**0**	**0**
2161	OFFICE OF LABORATORY SVCS OPER	2,720,011	3,520,491	3,648,495	0	0	0
2161	**SUBTOTAL OFFICE OF LABORATORY SVCS OPER**	**2,720,011**	**3,520,491**	**3,648,495**	**0**	**0**	**0**
2160	HLTH & ENVIR TRN FF-HLTH	8,004	8,250	8,250	0	0	0
2183	**SUBTOTAL HLTH & ENVIR TRN FF-HLTH**	**8,004**	**8,250**	**8,250**	**0**	**0**	**0**
2030	SSA FF	259,886	282,575	290,759	0	0	0
2269	**SUBTOTAL SSA FF**	**259,886**	**282,575**	**290,759**	**0**	**0**	**0**
2075	SOLID WASTE MANAGEMENT FD	38,540	39,166	39,622	0	0	0
2271	**SUBTOTAL SOLID WASTE MANAGEMENT FD**	**38,540**	**39,166**	**39,622**	**0**	**0**	**0**
2120	VOLUNTARY CLEANUP FD	5,000	5,000	5,000	0	0	0
2288	**SUBTOTAL VOLUNTARY CLEANUP FD**	**5,000**	**5,000**	**5,000**	**0**	**0**	**0**
2295	CIVIL REG & HLTH STATS FF	6,260,564	6,705,559	6,947,465	0	0	0
2291	**SUBTOTAL CIVIL REG & HLTH STATS FF**	**6,260,564**	**6,705,559**	**6,947,465**	**0**	**0**	**0**
2313	Child Care Criminal Backround	719,967	0	0	0	0	0
2313	**SUBTOTAL CHILD CARE BCKGRND & FNGRPRT**	**719,967**	**0**	**0**	**0**	**0**	**0**
2325	Right to Know Fee Fund	342,327	0	0	0	0	0
2325	**SUBTOTAL Right to Know Fee Fund**	**342,327**	**0**	**0**	**0**	**0**	**0**
2280	NUCLEAR SFTY EMER PREP SP REV	438,868	500,020	519,005	0	0	0
2415	**SUBTOTAL NUCLEAR SFTY EMER PREPAR SPRVF**	**438,868**	**500,020**	**519,005**	**0**	**0**	**0**
2250	HEALTH FACILITIES REVIEW FD	173,628	196,912	196,753	0	0	0
2505	**SUBTOTAL HEALTH FACILITIES REVIEW FD**	**173,628**	**196,912**	**196,753**	**0**	**0**	**0**
2230	TRAUMA FD	472,415	457,047	473,815	0	0	0
2513	**SUBTOTAL TRAUMA FD**	**472,415**	**457,047**	**473,815**	**0**	**0**	**0**

DRAFT

406/410 series report

Dept. Name: Division of Health
Agency Name: Health & Environment--Health
Agency Reporting Level: 01
Version: 2028-A-02-00264

Date: 09/09/2026
Time: 09:03:01

Division of the Budget
KANSAS

Fund Code	FUND/ACCOUNT TITLE	FY 2026 Actuals	FY 2027 Adjusted Budget Request	FY 2028 Adjusted Budget Request	null	null	null
2530	RADIATION CONTROL OPS FDF	1,644,984	1,747,828	1,809,235	0	0	0
2531	**SUBTOTAL RADIATION CONTROL OP FF**	**1,644,984**	**1,747,828**	**1,809,235**	**0**	**0**	**0**
2320	DISTRICT CORONERS FD	449,554	449,554	449,554	0	0	0
2653	**SUBTOTAL DISTRICT CORONERS FD**	**449,554**	**449,554**	**449,554**	**0**	**0**	**0**
2330	LOC AIR QUAL CTL AUTH REG SV F	188	189	189	0	0	0
2657	**SUBTOTAL LOC AIR QUAL CTL AUTH REG SV F**	**188**	**189**	**189**	**0**	**0**	**0**
2435	ERF-EMER/ENV RESP NSPEC ST-ENV	9,529	10,000	10,000	0	0	0
2662	**SUBTOTAL ENVIRONMENTAL RESPONSE FD**	**9,529**	**10,000**	**10,000**	**0**	**0**	**0**
2731	MAT CTR/CHLD CARE LIC FF	372,755	0	0	0	0	0
2731	**SUBTOTAL MAT CTR/CHLD CARE LIC FF**	**372,755**	**0**	**0**	**0**	**0**	**0**
2710	SPNSD PRJ OH FD-HLTH-FRM FF	6,329	4,900	4,900	0	0	0
2912	**SUBTOTAL SPONSRD PRJ OVERHEAD FD-HLTH**	**6,329**	**4,900**	**4,900**	**0**	**0**	**0**
3450	CHILD CARE/DEV BLK GRT FDF	6,463,363	0	0	0	0	0
3028	**SUBTOTAL 93.575-CHLD CARE/DEVLP BLK GRT**	**6,463,363**	**0**	**0**	**0**	**0**	**0**
3640	OFFICE OF RURAL HEALTH FDF	143,389	170,033	175,776	0	0	0
3031	**SUBTOTAL 93.913-RURAL HEALTH OFFICE OPS**	**143,389**	**170,033**	**175,776**	**0**	**0**	**0**
3002	EPA-PRENPL EXSTG STS-FED-ENVIR	30,000	30,000	30,000	0	0	0
3040	**SUBTOTAL 66.802-POL SBDV/IND TRB ST COP**	**30,000**	**30,000**	**30,000**	**0**	**0**	**0**
3062	MEDICARE FUND	2,544,625	1,779,706	1,778,811	0	0	0
3063	MEDICARE FUND-OASIS	27,238	0	0	0	0	0
3065	MEDICARE FDF-XFER TO ST AGYS	34,806	9,375	9,375	0	0	0
3421	CLINICAL LAB IMPV AMEND-FDF	219,672	540,826	565,244	0	0	0
3064	**SUBTOTAL 93.777-ST SRVY/CRT-HLTH CR PRO**	**2,826,341**	**2,329,907**	**2,353,430**	**0**	**0**	**0**
3069	HLTH CNTRS COVID-19	1,833	0	0	0	0	0
3070	MIGRANT HEALTH PRG FDF	2,398,656	2,336,895	2,377,225	0	0	0
3069	**SUBTOTAL CONSOLIDATED HLTH CTRS**	**2,400,489**	**2,336,895**	**2,377,225**	**0**	**0**	**0**
3080	VENEREAL DISEASE CTRL PRJ FDF	1,025,434	733,786	733,786	0	0	0
3070	**SUBTOTAL 93.977-PRVNT HLT-SXLY TRNS DIS**	**1,025,434**	**733,786**	**733,786**	**0**	**0**	**0**
4610	DP&HP-TUBERCULOSIS PREVNT GRNT	856,320	866,746	550,647	0	0	0
3071	**SUBTOTAL TUBRC CTL GRT/COOP AGR**	**856,320**	**866,746**	**550,647**	**0**	**0**	**0**
3103	WOMEN/INFNT/CHLD HLTH-ST OP	4,207,869	3,072,701	3,170,550	0	0	0
3104	WOMEN/INFNT/CHLD HLTH-FOOD	62,467,936	38,614,907	38,507,500	0	0	0

DPH

406/410 series report

Dept. Name: Division of Health
Agency Name: Health & Environment--Health
Agency Reporting Level: 01
Version: 2028-A-02-00264

Date: 09/09/2026
Time: 09:03:01

Division of the Budget
KANSAS

Fund Code	FUND/ACCOUNT TITLE	FY 2026 Actuals	FY 2027 Adjusted Budget Request	FY 2028 Adjusted Budget Request	null	null	null
3077	**SUBTOTAL 10.557-SPC SUP NUTR-WM/INF/ CHD**	**66,675,805**	**41,687,608**	**41,678,050**	**0**	**0**	**0**
3092	INTOXILYZER REPLACEMENT	120,703	358,080	358,080	0	0	0
3092	**SUBTOTAL INTOXILYZER REPLACEMENT**	**120,703**	**358,080**	**358,080**	**0**	**0**	**0**
3096	KS ERASE-MMR	430,744	523,685	523,985	0	0	0
3098	VR QUALITY IMPROVEMENT	174,471	175,000	175,000	0	0	0
3098	**SUBTOTAL VR QUALITY IMPROVEMENT**	**605,215**	**698,685**	**698,985**	**0**	**0**	**0**
3620	ZIKA BIRTH DEFECTS SURV & REF	41,347	0	0	0	0	0
3102	**SUBTOTAL ZIKA BIRTH DEFECTS SURV & REF**	**41,347**	**0**	**0**	**0**	**0**	**0**
3350	BREST/CERV CNCR PRG/DET FDF	3,229,546	2,915,103	2,971,649	0	0	0
3355	B&CC PRG-CANCER REGISTRIES	734,086	734,086	734,086	0	0	0
3360	B&CC PRG-COMPREHENSIVE CANCER	457,596	565,360	581,397	0	0	0
3885	COLLAB APP-CHRNC DIS-BRFSS	597,802	870,075	894,648	0	0	0
3888	EPI/LAB CAPACITY-INFECT DIS	8,249,289	7,581,072	7,626,728	0	0	0
3150	**SUBTOTAL 93.283-DIS CTL/PVTN-INV/TCH AS**	**13,268,319**	**12,665,696**	**12,808,508**	**0**	**0**	**0**
3284	SAMHSA-PROJECT LAUNCH INTV	126,026	0	0	0	0	0
3284	**SUBTOTAL SUB ABS/MNTL HLTH SVC**	**126,026**	**0**	**0**	**0**	**0**	**0**
3292	EMSC-PARTNERSHIP GRANT	1,279,214	101,779	106,289	0	0	0
3292	**SUBTOTAL EMER MED SVC- CHLDRN**	**1,279,214**	**101,779**	**106,289**	**0**	**0**	**0**
3293	PRIMARY CARE OFFICES	155,736	182,000	183,447	0	0	0
3293	**SUBTOTAL COOR/DEV PRMY CR OFC-CO**	**155,736**	**182,000**	**183,447**	**0**	**0**	**0**
3290	SEXUAL VIOLENCE PRVNT/EDU	459,610	478,747	187,884	0	0	0
3291	KS Adv Violence-Epi RTP	139,375	148,116	155,633	0	0	0
3294	INJURY INTERVENTION	3,606,004	3,787,952	3,836,308	0	0	0
3294	**SUBTOTAL INJY PRVTN/CTL RSCH-COM**	**4,204,989**	**4,414,815**	**4,179,825**	**0**	**0**	**0**
3295	WATER SUPPLY FDF	35,547	0	0	0	0	0
3295	**SUBTOTAL 66.605-PERFORM PRTNRSHP GRTS**	**35,547**	**0**	**0**	**0**	**0**	**0**
3296	CHLDHD LEAD POISNG PRVNT PRG	377,238	540,039	548,827	0	0	0
3296	**SUBTOTAL CHLD LEAD POISONG PRVNT**	**377,238**	**540,039**	**548,827**	**0**	**0**	**0**
3298	RURAL HOSPITAL FLEX PRG	1,497,061	1,140,720	1,151,046	0	0	0
3298	**SUBTOTAL ST RURAL HOSP FLEX PRG**	**1,497,061**	**1,140,720**	**1,151,046**	**0**	**0**	**0**
3310	RYAN WHITE TITLE II FDF	5,120,213	4,487,609	4,514,601	0	0	0
3311	RYAN WHITE CARE ACT-TTL II	5,956,918	5,941,270	5,939,622	0	0	0
3313	HOPWA	1,198,383	741,770	689,410	0	0	0

DPH

406/410 series report

Dept. Name: Division of Health
Agency Name: Health & Environment--Health
Agency Reporting Level: 01
Version: 2028-A-02-00264

Date: 09/09/2026
Time: 09:03:01

Division of the Budget
KANSAS

Fund Code	FUND/ACCOUNT TITLE	FY 2026 Actuals	FY 2027 Adjusted Budget Request	FY 2028 Adjusted Budget Request	null	null	null
3318	ADAP Shortfall	0	939,894	939,894	0	0	0
3328	**SUBTOTAL 93.917-HIV CARE FORMULA GRANT**	**12,275,514**	**12,110,543**	**12,083,527**	**0**	**0**	**0**
3319	HOMELAND SECURITY/PREP	6,088,244	6,392,086	6,432,792	0	0	0
3329	**SUBTOTAL PUB HLTH EMER PREP**	**6,088,244**	**6,392,086**	**6,432,792**	**0**	**0**	**0**
3374	CSHNC PROJECT	1,368,995	1,125,973	1,141,838	0	0	0
3375	KS ST SYS DEV INTV-SSDI	102,518	100,000	100,000	0	0	0
3376	CISS-SECCESS PLANNING-ECCS	255,906	289,281	261,703	0	0	0
3378	MCH-HEMOPHILIA	538,988	18,000	0	0	0	0
3379	HRSA-PNMHSASTR	498,092	872,745	875,678	0	0	0
3380	St. NBS Sys Priorities Prgm	389,625	378,739	384,031	0	0	0
3371	**SUBTOTAL MATRNL/CHLD HLTH CONSLD**	**3,154,124**	**2,784,738**	**2,763,250**	**0**	**0**	**0**
3150	IMMUNIZATION GRANT FDF	3,734,048	4,351,928	4,348,717	0	0	0
3372	**SUBTOTAL 93.268-IMMUNIZATION GRNT**	**3,734,048**	**4,351,928**	**4,348,717**	**0**	**0**	**0**
3392	SMALL HOSPITAL IMPV PRG	1,136,118	1,331,308	1,336,064	0	0	0
3392	**SUBTOTAL SML RURAL HOSP IMPV GRT**	**1,136,118**	**1,331,308**	**1,336,064**	**0**	**0**	**0**
3398	HOSPITAL BIOTERRORISM PREP	1,792,674	1,941,911	1,964,400	0	0	0
3398	**SUBTOTAL 93.889-NATL BIOTRSM HOSP PREP**	**1,792,674**	**1,941,911**	**1,964,400**	**0**	**0**	**0**
3406	SR FARMERS MARKET PRG	147,689	164,975	164,975	0	0	0
3406	**SUBTOTAL 10.576-SR FARMR MRKT NUTR PRG**	**147,689**	**164,975**	**164,975**	**0**	**0**	**0**
0441	MED ASST FDF-MED ADMIN	336,723	373,325	392,899	0	0	0
3402	BIRTH ID/VERIF FEES-KPHA	78,873	0	0	0	0	0
3414	**SUBTOTAL 93.778-MEDICAL ASSISTANCE PRG**	**415,596**	**373,325**	**392,899**	**0**	**0**	**0**
3459	UNIVERSAL NEWBORN HRNG SCRNG	228,552	214,209	222,089	0	0	0
3459	**SUBTOTAL UNI NEWBORN HRNG SCRNG**	**228,552**	**214,209**	**222,089**	**0**	**0**	**0**
3502	MED RESV SML GRT-NACCHO TRN	441,249	86,000	0	0	0	0
3502	**SUBTOTAL 93.008-MED RESV SMALL GRT PRG**	**441,249**	**86,000**	**0**	**0**	**0**	**0**
3503	AFFRD CARE ACT-HOME VSTNG PRG	6,241,747	0	0	0	0	0
3503	**SUBTOTAL 93.505-ACA-HOME VISITING PRG**	**6,241,747**	**0**	**0**	**0**	**0**	**0**
3160	DIAGNOSTIC X-RAY PRG FDF-ENVIR	186,772	220,653	230,013	0	0	0
3511	**SUBTOTAL 99.008-MAMGRPHY QLTY STNDR ACT**	**186,772**	**220,653**	**230,013**	**0**	**0**	**0**
3171	IDEA INFANT TODDLER-PRT C	4,642,486	4,419,404	4,456,475	0	0	0
3516	**SUBTOTAL SECP EDU-INF/FMLYS**	**4,642,486**	**4,419,404**	**4,456,475**	**0**	**0**	**0**

DRAFT

406/410 series report

Dept. Name: Division of Health
Agency Name: Health & Environment--Health
Agency Reporting Level: 01
Version: 2028-A-02-00264

Date: 09/09/2026
Time: 09:03:01

Division of the Budget
KANSAS

Fund Code	FUND/ACCOUNT TITLE	FY 2026 Actuals	FY 2027 Adjusted Budget Request	FY 2028 Adjusted Budget Request	null	null	null
3598	KANSAS TOBACCO CONTROL PROGRAM	1,296,588	1,457,067	1,440,024	0	0	0
3598	**SUBTOTAL KANSAS TOBACCO CONTROL PROGRAM**	**1,296,588**	**1,457,067**	**1,440,024**	**0**	**0**	**0**
3599	Colorectal Cancer Screening	157,736	0	0	0	0	0
3599	**SUBTOTAL Colorectal Cancer Screening**	**157,736**	**0**	**0**	**0**	**0**	**0**
3606	PH CRISIS-COVID 19	1,178,177	290,653	20,573	0	0	0
3602	**SUBTOTAL Public Hlth Crisis Rspnse Fund**	**1,178,177**	**290,653**	**20,573**	**0**	**0**	**0**
3603	Dibetes&Hrt Dis &Strk Pvntn	890,567	1,113,281	1,128,932	0	0	0
3603	**SUBTOTAL Dibetes&HRT Dis&Stroke Pvntn**	**890,567**	**1,113,281**	**1,128,932**	**0**	**0**	**0**
3607	ALZHEIMERS ASSN INCLUSION FY19	235,460	438,767	451,463	0	0	0
3607	**SUBTOTAL ALZHEIMERS ASSN INCLUSION FUND**	**235,460**	**438,767**	**451,463**	**0**	**0**	**0**
3608	ESSA/PRESCHL DVLPMNT GRNT 0-5	2,431,227	0	0	0	0	0
3608	**SUBTOTAL ESSA/PRESCHL DVLPMNT GRNT 0-5**	**2,431,227**	**0**	**0**	**0**	**0**	**0**
3612	KS NBHS Info Sys M&E	102,598	127,315	132,764	0	0	0
3612	**SUBTOTAL KS NBHS Info Sys M&E**	**102,598**	**127,315**	**132,764**	**0**	**0**	**0**
3200	PREV HLTH/HLTH SVC BLK GRT FDF	1,635,462	1,510,753	1,507,804	0	0	0
3614	**SUBTOTAL 93.991-PRVNT HLTH/HLTH SVC BLK**	**1,635,462**	**1,510,753**	**1,507,804**	**0**	**0**	**0**
3210	MAT/CHLD HLTH SVC BLK BRNT FDF	5,040,424	4,747,399	4,850,898	0	0	0
3616	**SUBTOTAL 93.994-MATRNL/CHLD HLTH SVC**	**5,040,424**	**4,747,399**	**4,850,898**	**0**	**0**	**0**
3220	NATL CTR FOR HLTH STATS FDF	404,101	531,297	547,417	0	0	0
3617	**SUBTOTAL 99.007-NATL CTR FOR HLTH STAT**	**404,101**	**531,297**	**547,417**	**0**	**0**	**0**
3271	KS TTL X-FMLY PLNG SVCS PRG	1,845,896	2,018,559	2,048,828	0	0	0
3622	**SUBTOTAL 93.217-FAMILY PLANNING SVC**	**1,845,896**	**2,018,559**	**2,048,828**	**0**	**0**	**0**
3641	Viral Hepatitis	411,630	318,742	330,304	0	0	0
3641	**SUBTOTAL - ADLT VRL HPTTS PRVTN AND CNTR**	**411,630**	**318,742**	**330,304**	**0**	**0**	**0**
3657	DRG ENDANGERD CHLDRN IN KS FND	761,200	83,146	83,852	0	0	0
3657	**SUBTOTAL DRG ENDANGERD CHLDRN IN KS FND**	**761,200**	**83,146**	**83,852**	**0**	**0**	**0**
3660	KS Enviro Health Capacity Prog	500,815	602,857	623,363	0	0	0

DPH

406/410 series report

Dept. Name: Division of Health
Agency Name: Health & Environment--Health
Agency Reporting Level: 01
Version: 2028-A-02-00264

Date: 09/09/2026
Time: 09:03:01

Division of the Budget
KANSAS

DRAFT

Fund Code	FUND/ACCOUNT TITLE	FY 2026 Actuals	FY 2027 Adjusted Budget Request	FY 2028 Adjusted Budget Request	null	null	null
3660	**SUBTOTAL KS Enviro Health Capacity Prog**	**500,815**	**602,857**	**623,363**	**0**	**0**	**0**
3601	LEAD TST SCHL/CHLD CARE WATER	7,507	13,978	14,672	0	0	0
3670	**SUBTOTAL LEAD TST SCHL/CHLD CARE WATER**	**7,507**	**13,978**	**14,672**	**0**	**0**	**0**
3704	FALLS PREV	111,193	0	0	0	0	0
3704	**SUBTOTAL FALLS PREV**	**111,193**	**0**	**0**	**0**	**0**	**0**
3705	SELF-MNGMT ED FUND	110,641	0	0	0	0	0
3705	**SUBTOTAL SELF-MNGMT ED FUND**	**110,641**	**0**	**0**	**0**	**0**	**0**
3724	Maternal Deaths Due to Violence	261,942	0	0	0	0	0
3724	**SUBTOTAL Maternal Deaths Due to Violence**	**261,942**	**0**	**0**	**0**	**0**	**0**
3521	HIV PRVNT PRJS	1,095,605	1,286,486	1,285,479	0	0	0
3524	CHW HIV REACH	365,646	348,661	358,798	0	0	0
3740	**SUBTOTAL 93.940-HIV PRVTN ACT-HLTH DEPT**	**1,461,251**	**1,635,147**	**1,644,277**	**0**	**0**	**0**
3750	WIC .NET UPGRADE-ARRA	58,789	125,510	0	0	0	0
3750	**SUBTOTAL WIC GRNTS TO STATES**	**58,789**	**125,510**	**0**	**0**	**0**	**0**
3756	ARTHRITIS EVDNCE BS INT FD FND	37,749	0	0	0	0	0
3755	**SUBTOTAL ARTHRITIS EVDNCE BS INT FD FND**	**37,749**	**0**	**0**	**0**	**0**	**0**
3536	American Rescue Plan State Relief Fund	113,089	0	0	0	0	0
3756	**SUBTOTAL American Rescue Plan State Relief Fund**	**113,089**	**0**	**0**	**0**	**0**	**0**
3755	ST LOAN REPAYMENT PRG	263,517	291,695	291,695	0	0	0
3760	**SUBTOTAL LN REPYMT PRG ST GRTS**	**263,517**	**291,695**	**291,695**	**0**	**0**	**0**
3815	BIKE HELMET DISTRIBUTION	15,286	20,000	20,000	0	0	0
3815	**SUBTOTAL ST/COMM HIGHWAY SAFETY**	**15,286**	**20,000**	**20,000**	**0**	**0**	**0**
3930	STATE INDOOR RADON GRANT FDF	176,422	178,070	178,752	0	0	0
3884	**SUBTOTAL 66.032-ST INDOOR RADON GRTS**	**176,422**	**178,070**	**178,752**	**0**	**0**	**0**
3901	ADV HLTH EQUITY FOR DIABETE FD	770,243	824,469	837,172	0	0	0
3901	**SUBTOTAL ADV HLTH EQUITY FOR DIABETE FD**	**770,243**	**824,469**	**837,172**	**0**	**0**	**0**
3921	KS ACT IMP ORALHLTH OUTCOME FD	259,317	169,340	169,340	0	0	0
3921	**SUBTOTAL KS ACT IMP ORALHLTH OUTCOME FD**	**259,317**	**169,340**	**169,340**	**0**	**0**	**0**

406/410 series report

Dept. Name: Division of Health
Agency Name: Health & Environment--Health
Agency Reporting Level: 01
Version: 2028-A-02-00264

Date: 09/09/2026
Time: 09:03:01

Division of the Budget
KANSAS

Fund Code	FUND/ACCOUNT TITLE	FY 2026 Actuals	FY 2027 Adjusted Budget Request	FY 2028 Adjusted Budget Request	null	null	null
3926	STRENGTHEN US PUBLIC HEALTH FD	5,566,141	5,028,484	4,856,562	0	0	0
3926	**SUBTOTAL STRENGTHEN US PUBLIC HEALTH FD**	**5,566,141**	**5,028,484**	**4,856,562**	**0**	**0**	**0**
3933	WISEWOMAN FUND	480,949	462,478	481,207	0	0	0
3933	**SUBTOTAL WISEWOMAN FUND**	**480,949**	**462,478**	**481,207**	**0**	**0**	**0**
3936	School Based Data Collection	134,031	111,908	116,952	0	0	0
3936	**SUBTOTAL School Based Data Collection**	**134,031**	**111,908**	**116,952**	**0**	**0**	**0**
3939	Rural Hlth Transfrm FD	42,264	735,035	754,428	0	0	0
3939	**SUBTOTAL Rural Hlth Transfrm FD**	**42,264**	**735,035**	**754,428**	**0**	**0**	**0**
7010	Smoking Prevention Grants	0	1,001,960	1,001,960	0	0	0
7000	**SUBTOTAL KS ENDOWMENT FOR YOUTH FD**	**0**	**1,001,960**	**1,001,960**	**0**	**0**	**0**
7090	GIFTS GRNTS & DNTNS FD-HEALTH	1,456,107	146,290	144,755	0	0	0
7311	**SUBTOTAL GIFTS GRNTS & DNTNS FD-HEALTH**	**1,456,107**	**146,290**	**144,755**	**0**	**0**	**0**
7050	SPEC BEQUEST FD-HEALTH	0	1,500	1,500	0	0	0
7055	SPEC BEQUEST FD-GRINDOL TRST	23,239	49,100	49,100	0	0	0
7366	**SUBTOTAL SPEC BEQUEST FD-HEALTH**	**23,239**	**50,600**	**50,600**	**0**	**0**	**0**
7096	ENVIRONMENTAL STEWARDSHIP FUND	39,999	40,000	40,000	0	0	0
7396	**SUBTOTAL ENVIRONMENTAL STEWARDSHIP FUND**	**39,999**	**40,000**	**40,000**	**0**	**0**	**0**
7070	ABVGRD PETR STRG TNK REL TRT F	2,628	3,000	3,000	0	0	0
7398	**SUBTOTAL ABVGRD PETR STRG TNK REL TRT F**	**2,628**	**3,000**	**3,000**	**0**	**0**	**0**
7060	UDRGRD PETRO STG TNK REL TRST	28,967	29,336	29,791	0	0	0
7399	**SUBTOTAL UNDGRD PETR STRG TNK REL TRT F**	**28,967**	**29,336**	**29,791**	**0**	**0**	**0**
7250	DRYCLEANING FAC REL TRST FD	29,719	30,000	30,000	0	0	0
7407	**SUBTOTAL DRYCLNG FAC RELEASE TRUST FD**	**29,719**	**30,000**	**30,000**	**0**	**0**	**0**
8500	KPWS REVOLVING FD FEDERAL GRT	(92)	0	0	0	0	0
8512	KPWS STATE PGM MGMT	4,928	9,335	9,791	0	0	0
7968	**SUBTOTAL KPWS REVOLVING FUND**	**4,836**	**9,335**	**9,791**	**0**	**0**	**0**
8600	KPWS SURCHRG SERVICE FEES	6,972	0	0	0	0	0
7969	**SUBTOTAL KPWS SURCHARGE FUND**	**6,972**	**0**	**0**	**0**	**0**	**0**

DPH

406/410 series report

Dept. Name: Division of Health
Agency Name: Health & Environment--Health
Agency Reporting Level: 01
Version: 2028-A-02-00264

Date: 09/09/2026
Time: 09:03:01

Division of the Budget
KANSAS

Fund Code	FUND/ACCOUNT TITLE	FY 2026 Actuals	FY 2027 Adjusted Budget Request	FY 2028 Adjusted Budget Request	null	null	null
9560	**TOTAL MEANS OF FUNDING**	**263,777,610**	**227,948,577**	**209,543,066**	**0**	**0**	**0**

DPH

412 reconciliation

Program. Name: Division of Health
Agency Name: Health & Environment--Health
Agency Reporting Level: 01
Version: 2028-A-02-00264

Date: 09/02/2026
Time: 13:28:59

Division of the Budget
KANSAS

Classification of Employment	Pay Grade	FY 2027 Estimate		FY 2028 Request	
		Pos	Amount	Pos	Amount
Authorized Positions					
Regular Classified					
Administrative Specialist	23	1.00	42,286	1.00	43,913
Chemist III	32	1.00	67,184	1.00	69,768
Hlth Or Environ Prog Analyst	30	1.00	55,224	1.00	57,348
Laboratory Technician II	22	1.00	50,149	1.00	52,078
Public Service Administrator 2	29	1.00	46,550	1.00	48,341
Public Service Administrator I	26	1.00	47,736	1.00	49,572
Research Analyst III	29	1.00	55,224	1.00	57,348
Senior Administrative Asst	22	3.00	111,405	3.00	115,690
Program Manager	1	1.00	61,027	0.00	0
Subtotal Regular Classified		11.00	536,786	10.00	494,057
Regular Unclassified					
Administrative Assistant	1	0.50	18,491	0.50	19,202
Administrative Specialist	1	26.72	1,024,398	26.72	1,063,797
Advanced Registered Nurse Prac	1	2.00	167,802	2.00	174,256
Assistant Director	1	2.00	139,119	2.00	144,469
Chemist	1	18.00	1,106,165	18.00	1,148,710
Chemist I	1	1.00	57,325	1.00	59,530
Coordinator	1	43.00	2,245,526	43.00	2,331,893
Data Analyst	1	9.00	499,886	9.00	519,113
Database Analyst	1	3.00	206,276	3.00	214,207
Deputy Director	1	3.00	239,805	3.00	249,028
Director	1	8.00	832,732	8.00	864,760
Disease Intervention Specialis	1	6.00	340,288	6.00	353,376
Environmental Specialist	1	1.00	75,858	1.00	78,775
Epidemiologist	1	35.00	2,654,977	35.00	2,757,091
Grant Monitor	1	1.00	64,459	1.00	66,938
Health Facility Surveyor	1	6.00	425,901	6.00	442,282
Health Officer	1	5.00	624,502	5.00	648,521
Health Physicist	1	14.00	936,312	14.00	972,324
Health Physicist Supervisor	1	3.00	242,259	3.00	251,577
Lab Improvement Specialist	1	8.00	536,682	8.00	557,328
Laboratory Technician	1	10.00	448,789	10.00	466,042
Licensed Practical Nurse	1	13.00	889,117	13.00	923,314
Manager/Administrator	1	3.00	154,981	3.00	160,942
Medical Investigator	1	3.00	173,347	3.00	180,014
Microbiologist	1	29.00	1,909,814	29.00	1,983,268
Nutritionist	1	4.00	247,104	4.00	256,608
Operations Assistant	1	1.00	42,910	1.00	44,561
Operations Coordinator	1	2.00	91,915	2.00	95,450
Operations Manager	1	2.00	116,797	2.00	121,290
Policy Analyst	1	1.00	54,600	1.00	56,700
Program Administrator	1	1.00	40,248	1.00	41,796
Program Analyst	1	8.00	429,312	8.00	445,824
Program Assistant	1	7.00	312,520	7.00	324,540
Program Consultant	1	30.00	1,496,102	30.00	1,553,623

DPH

412 reconciliation

Program. Name: Division of Health
Agency Name: Health & Environment--Health
Agency Reporting Level: 01
Version: 2028-A-02-00264

Date: 09/02/2026
Time: 13:28:59

Division of the Budget
KANSAS

Classification of Employment	Pay Grade	FY 2027 Estimate		FY 2028 Request	
		Pos	Amount	Pos	Amount
Program Director	1	26.00	2,076,363	26.00	2,156,223
Program Manager	1	58.80	3,484,525	59.80	3,681,920
Program Specialist	1	3.00	120,910	3.00	125,572
Project Manager	1	4.00	233,355	4.00	242,330
Public Health Educator	1	13.00	669,469	13.00	695,218
Public Service Administrator	1	1.00	56,597	1.00	58,774
Public Service Executive	1	12.00	950,264	12.00	986,813
Registered Nurse	1	33.00	2,536,868	33.00	2,634,440
Registered Nurse Supervisor	1	2.00	151,199	2.00	157,015
Research Analyst	1	3.00	139,880	3.00	145,260
Senior Administrativ Assistant	1	1.00	36,533	1.00	37,938
Senior Administratv Specialist	1	25.00	1,024,525	25.00	1,063,930
Staff Development Specialist	1	1.00	56,597	1.00	58,774
Statistical & Info Officer	1	2.00	120,432	2.00	125,064
Systems Analyst	1	1.00	47,757	1.00	49,594
Subtotal Regular		495.02	30,551,592	496.02	31,790,010
Unclassified					
Non FTE Unclassified					
Permanent					
Administrative Specialist	1	1.00	40,227	1.00	41,774
Deputy Director	1	1.00	76,702	1.00	79,652
Epidemiologist	1	3.00	246,399	3.00	255,876
Lab Improvement Specialist	1	0.00	139,006	0.00	144,353
Manager/Administrator	1	1.00	60,944	1.00	63,288
Medical Investigator	1	1.00	71,198	1.00	73,937
Nutritionist	1	1.00	67,184	1.00	69,768
Program Consultant	1	1.50	56,160	1.50	58,320
Public Health Educator	1	1.00	55,203	1.00	57,326
Registered Nurse	1	4.00	296,712	4.00	308,124
Research Analyst	1	2.00	96,626	2.00	100,354
Subtotal Non FTE Unclassified Permanent		16.50	1,206,362	16.50	1,252,771
Temporary Unclassified					
Appt/elect Bd/comm Bd Member	1	0.00	284	0.00	295
Administrative Assistant	1	0.00	15,006	0.00	15,583
Administrative Specialist	1	0.00	74,912	0.00	77,793
Chemist I	1	0.00	33,259	0.00	34,538
Consultant	1	0.00	31,516	0.00	32,728
Epidemiologist	1	0.00	27,466	0.00	28,522
Intern	1	0.00	175,898	0.00	182,663
Laboratory Technician	1	0.00	20,124	0.00	20,898
Program Consultant	1	0.00	62,766	0.00	65,180
Senior Administrativ Assistant	1	0.00	17,362	0.00	18,030
Subtotal Temporary Unclassified		0.00	458,594	0.00	476,232
Longevity					
Longevity		0.00	4,560	0.00	4,680
Subtotal Longevity		0.00	4,560	0.00	4,680

DPH

412 reconciliation

Program. Name: Division of Health
Agency Name: Health & Environment--Health
Agency Reporting Level: 01
Version: 2028-A-02-00264

Date: 09/02/2026
Time: 13:28:59

Division of the Budget
KANSAS

Classification of Employment	Pay Grade	FY 2027 Estimate		FY 2028 Request	
		Pos	Amount	Pos	Amount
Totals		522.52	32,757,893	522.52	34,017,750
Totals by Fringe Benefits					
RET	KPERS	0.00	621,645	0.00	637,362
RET	OTHER	0.00	34,477	0.00	49,072
RET	KPER2	0.00	3,305,333	0.00	3,447,410
FICA		0.00	2,025,576	0.00	2,103,479
UNEMP		0.00	6,552	0.00	13,607
WKCMP		0.00	52,740	0.00	42,182
RSAL		0.00	170,341	0.00	183,696
HLT1		0.00	5,273,874	0.00	6,086,291
HLT2		0.00	1,085,632	0.00	1,253,220
FICA 2		0.00	473,723	0.00	491,942
Total Benefits		0.00	13,049,892	0.00	14,308,261
Total Salaries and Benefits		0.00	45,807,785	0.00	48,326,012
Totals by Position Type					
Regular Classified		11.00	536,786	10.00	494,057
Regular Unclassified		495.02	30,551,592	496.02	31,790,010
Non FTE Unclassified Permanent		16.50	1,206,362	16.50	1,252,771
Temporary Unclassified		0.00	458,594	0.00	476,232
Longevity		0.00	4,560	0.00	4,680

DPH

406/410 series report

Dept. Name: COVID-19 Transactions
Agency Name: Health & Environment--Health
Agency Reporting Level: 21662
Version: 2028-A-02-00264

Date: 09/02/2026
Time: 13:45:45

Division of the Budget
KANSAS

Obj. Code	OBJECTS OF EXPENDITURE	FY 2026 Actuals	FY 2027 Adjusted Budget Request	FY 2028 Adjusted Budget Request	null	null	null
	Salaries and Wages	79,728	0	0	0	0	0
	TOTAL Salaries and Wages	**79,728**	**0**	**0**	**0**	**0**	**0**
52000	Communication	5,287	0	0	0	0	0
52300	Rents	21,076	0	0	0	0	0
52400	Reparing and Servicing	(95,546)	0	0	0	0	0
52600	Fees-other Services	588	0	0	0	0	0
52700	Fee-Professional Services	493,560	0	0	0	0	0
	TOTAL Contractual Services	**424,965**	**0**	**0**	**0**	**0**	**0**
	SUBTOTAL State Operations	**504,693**	**0**	**0**	**0**	**0**	**0**
55000	Federal Aid Payments	(32,100)	0	0	0	0	0
	TOTAL Aid to Local Governments	**(32,100)**	**0**	**0**	**0**	**0**	**0**
55200	Claims	(15,321)	0	0	0	0	0
	TOTAL Other Assistance	**(15,321)**	**0**	**0**	**0**	**0**	**0**
	TOTAL REPORTABLE EXPENDITURES	**457,272**	**0**	**0**	**0**	**0**	**0**
77300	Transfers	54,432	0	0	0	0	0
	TOTAL Non-Expense Items	**54,432**	**0**	**0**	**0**	**0**	**0**
	TOTAL EXPENDITURES	**511,704**	**0**	**0**	**0**	**0**	**0**

21662

406/410 series report

Dept. Name: COVID-19 Transactions
Agency Name: Health & Environment--Health
Agency Reporting Level: 21662
Version: 2028-A-02-00264

Date: 09/02/2026
Time: 13:45:45

Division of the Budget
KANSAS

Series	Fund Code	FUND/ACCOUNT TITLE	FY 2026 Actuals	FY 2027 Adjusted Budget Request	FY 2028 Adjusted Budget Request	null	null	null
1	3150	3888 EPI/LAB CAPACITY-INFECT DIS	79,728	0	0	0	0	0
1	**3150**	**3150 SUBTOTAL for 3150's**	**79,728**	**0**	**0**	**0**	**0**	**0**
		1102 TOTAL Salaries and Wages	**79,728**	**0**	**0**	**0**	**0**	**0**
2	3150	3888 EPI/LAB CAPACITY-INFECT DIS	424,965	0	0	0	0	0
2	**3150**	**3150 SUBTOTAL for 3150's**	**424,965**	**0**	**0**	**0**	**0**	**0**
		1112 TOTAL Contractual Services	**424,965**	**0**	**0**	**0**	**0**	**0**
8	3372	3150 IMMUNIZATION GRANT FDF	(32,100)	0	0	0	0	0
8	**3372**	**3372 SUBTOTAL for 3372's**	**(32,100)**	**0**	**0**	**0**	**0**	**0**
		1122 TOTAL Aid to Locals	**(32,100)**	**0**	**0**	**0**	**0**	**0**
9	3372	3150 IMMUNIZATION GRANT FDF	(15,321)	0	0	0	0	0
9	**3372**	**3372 SUBTOTAL for 3372's**	**(15,321)**	**0**	**0**	**0**	**0**	**0**
		1132 TOTAL Other Assistance	**(15,321)**	**0**	**0**	**0**	**0**	**0**
92	3150	3888 EPI/LAB CAPACITY-INFECT DIS	28,021	0	0	0	0	0
92	**3150**	**3150 SUBTOTAL for 3150's**	**28,021**	**0**	**0**	**0**	**0**	**0**
92	3372	3150 IMMUNIZATION GRANT FDF	26,411	0	0	0	0	0
92	**3372**	**3372 SUBTOTAL for 3372's**	**26,411**	**0**	**0**	**0**	**0**	**0**
		1152 TOTAL Non-Expense Items	**54,432**	**0**	**0**	**0**	**0**	**0**
		1152 TOTAL All Funds	**511,704**	**0**	**0**	**0**	**0**	**0**

21662

406/410 series report

Dept. Name: COVID-19 Transactions
Agency Name: Health & Environment--Health
Agency Reporting Level: 21662
Version: 2028-A-02-00264

Date: 09/02/2026
Time: 13:45:45

Division of the Budget
KANSAS

Fund Code	FUND/ACCOUNT TITLE	FY 2026 Actuals	FY 2027 Adjusted Budget Request	FY 2028 Adjusted Budget Request	null	null	null
3888	EPI/LAB CAPACITY-INFECT DIS	532,714	0	0	0	0	0
3150	**SUBTOTAL 93.283-DIS CTL/PVTN-INV/TCH AS**	**532,714**	**0**	**0**	**0**	**0**	**0**
3150	IMMUNIZATION GRANT FDF	(21,010)	0	0	0	0	0
3372	**SUBTOTAL 93.268-IMMUNIZATION GRNT**	**(21,010)**	**0**	**0**	**0**	**0**	**0**
1196	**TOTAL MEANS OF FUNDING**	**511,704**	**0**	**0**	**0**	**0**	**0**

21662

Narrative Information—DA 400		
Division of the Budget	Agency	Department of Health and Environment
State of Kansas	Program	Office of the Director 60100

Overview of Program

Within the Kansas Department of Health and Environment (KDHE), the mission of the Division of Public Health (DPH) is to promote and protect health and prevent disease and injury.

Three basic functions are employed to further this mission. Assessment is the systematic collecting, analyzing, and distributing of information on various aspects of health, trends in health, and health-related problems. Policy development utilizes scientific knowledge in making important health policy decisions. Finally, assurances make sure that services are provided to meet the state's health goals. This may be done directly through state or local programs, or indirectly through encouraging others to act.

The Office of the Director includes general management functions of the Division of Public Health.

The **Office of the Director** is responsible for executive leadership, guiding policy development, assuring fiscal accountability, and coordinating the efforts of the nine bureaus and state laboratory, which comprise the DPH. The Office of the Director provides strategic direction for the Division and assures compliance of Division activities with state and federal policies and guidelines. The Office seeks to identify opportunities for enhanced efficiency and effectiveness through linkage of activities conducted in different bureaus. Through interaction with other health-related organizations in Kansas and across the country, the Office of the Director seeks to identify emerging needs and opportunities for improved population-focused public health activities in Kansas. Staff within the Office of the Director initiate budget activities and oversee sophisticated fiscal operations, serve as policy and program resources to the legislature and the administration, assure program accountability to the people of Kansas, and coordinate administrative procedures for the division. The administrative functions of the Office of the Director are carried out by the Office of the Secretary of KDHE.

FY 2026 Achievements:

1. KDHE achieved full reaccreditation from the Public Health Accreditation Board (PHAB) in 2024 extending the department's accredited status through 2029. As part of maintaining this status, KDHE is required to submit an annual report demonstrating continued adherence to PHAB standards and a commitment to performance, accountability, and continuous quality improvement. PHAB further recognized KDHE's sustained engagement with the national accreditation community through a formal Letter of Participation issued in December 2025 by PHAB President Dr. Joneigh S. Khaldun. The letter recognized KDHE's participation in the PHAB Peer Network over the preceding 12 months, including a featured presentation of KDHE's Performance Management/Quality Improvement Plan to peer state accreditation coordinators. KDHE's

FY2026 PHAB Annual Report was completed and accepted on schedule, maintaining the department's uninterrupted compliance with national accreditation reporting requirements**.** The next scheduled report due date is December 31, 2026.

2. Kansas secured continued federal investment in its public health infrastructure this year, with KDHE's Public Health Infrastructure Grant (PHIG) team delivering its Budget Period 5 funding package to the CDC ahead of deadline, confirming continued federal support and protecting uninterrupted service delivery across all Kansas local health departments collaborating on this large-scale investment. KDHE strengthened statewide public health capacity through this direct investment, technical assistance, and sustained partnership with 94 local health departments across Kansas. A historic investment PHIG funding was passed through to local health departments to restore, expand, and sustain public health services. Since PHIG inception, KDHE has provided more than 200 technical assistance sessions, supported by a dedicated PHIG Support Team, centralized inbox, online scheduling system, compliance guidance, training webinars, and fiscal monitoring.
   KDHE also strengthened local capacity through targeted investments in electronic health record adoption, Community Health Improvement Plans (CHIP)/Community Health Improvement Assessments (CHAP) assessments, workforce development, outbreak response, and community reconnection. Several local health departments implemented EHR systems for the first time, while others completed community health assessments or improvement plans after years without the capacity to do so.

3. The State Health Improvement Plan (SHIP) partner network grew to 62 active organizations spanning state government, community-based organizations, healthcare providers, universities, and coalitions; exceeding the plan's 10% community-partner growth target. A new HK2030 SHIP Progress Report, Expired Actions Register, and Progress Dashboard now give partners across the state a shared, current view of Kansas's health improvement priorities for the first time. This work was accompanied by national recognition of Kansas's public health infrastructure model: KDHE's Public Health Infrastructure Grant (PHIG) team was selected to lead three breakout sessions and participate in two national panels at the CDC's PHIG Annual Recipient Convening, and to present two sessions at the American Public Health Association's Annual Meeting, positioning Kansas as a national reference point for infrastructure investment.
4. The Emerging Leaders Academy (ELA), KDHE's leadership development initiative delivered in partnership with the University of Kansas, demonstrated strong outcomes in leadership development and workforce retention. Three years of program evaluation data show a 96.6% graduation rate, with 91% of graduates remaining with the agency 18 months after completion and 31% subsequently receiving a promotion. These results demonstrate the program's effectiveness in developing internal leadership capacity, retaining experienced employees, and creating

advancement opportunities within KDHE. Cohort 3 launched in August 2026, continuing the agency's investment in developing its next generation of leaders.

Objective #1: Maintain Public Health Accreditation Board (PHAB) accreditation status

Strategies for Objective #1:

1. Conduct accreditation readiness meetings with KDHE leadership, bureau representatives, and subject-matter experts to monitor progress, address gaps, and prepare required documentation for annual reporting and reaccreditation.
2. Complete and submit the annual PHAB report documenting KDHE's continued compliance with accreditation requirements and progress toward maintaining accredited status.
3. Update and monitor the agency Performance Management and Quality Improvement Plan, including tracking QI activities, documenting outcomes, and identifying improvement opportunities required to maintain accreditation readiness.
4. Implement and monitor the Workforce Development Plan, including workforce priorities, development activities, performance measures, and progress toward identified workforce objectives.
5. Update the State Health Assessment, State Health Improvement Plan, and KDHE Strategic Plan using current health, workforce, performance, and community data to establish priorities for the next planning cycle.
6. Engage local health departments in public health accreditation activities through technical assistance, education, information sharing, and resources that increase awareness of accreditation and readiness expectations.
7. Assess accreditation readiness across local health departments by collecting and analyzing data on current accreditation status, readiness activities, capacity, and identified gaps to inform targeted technical assistance and statewide accreditation planning.
8. Develop and maintain a centralized Performance Improvement Resource Hub containing accreditation standards, QI tools, performance management resources, templates, guidance, training materials, and other resources to support consistent implementation across KDHE.

OUTCOME MEASURES

	Actual 2024	Actual 2025	Actual 2026	Estimated 2027	Estimated 2028
# of local health departments applying for accreditation	1	8	9 (including Pathways)	9	9
# of local health departments receiving technical assistance from KDHE staff regarding accreditation prerequisites	6	8	15 (including Pathways)	15	17

OUTPUT MEASURES

	Actual 2024	Actual 2025	Actual 2026	Estimated 2027	Estimated 2028
Activity: Conduct Accreditation Team meetings to prepare for public health accreditation readiness	4	5	5	6	8
Activity: All required documents uploaded into e-PHAB system	Ongoing	Achieved	Achieved	Ongoing	Ongoing
Activity: Respond to site visitor review and/or Annual PHAB report completed and submitted	Ongoing	Achieved	Achieved	Ongoing	Ongoing
Activity: Implementation quality improvement plan (prerequisite for accreditation)	Ongoing	Achieved	Achieved	Ongoing	Ongoing
Activity: Implementation performance management plan (prerequisite for accreditation)	-	-	-	Ongoing	Ongoing
Activity: Implementation of a workforce development plan (prerequisite for accreditation)	Ongoing	Achieved	Achieved	Ongoing	Ongoing
Activity: Collaborate with Kansas sovereign nations in the areas of community health assessment, strategic planning, development of an inter-tribal public health system	August 12, 2024	Two-part Summit held on July 14th and July 28th	Kansas Tribal Health Summit 2025 was held on Monday, July 14, 2025	Ongoing planning and collaboration and formal consultation framework process started	Ongoing
Activity: Collaborate with local health departments to increase awareness for public health accreditation by hosting the Kansas Accreditation Readiness Project	TA provided to 8 health departments	TA provided to 8 health departments	14 health departments	14 health departments	14 health departments
Activity: Collect data regarding the level of accreditation readiness for each of the 100 local health departments	Survey completed March 2024—100% response rate	Survey will be completed March 2025—100% response rate	Survey will be completed March 2026—100% response rate	Survey will be completed March 2027—100% response rate	Survey will be completed March 2028—100% response rate

Objective #2: Develop and maintain an agency-wide quality improvement culture.

Strategies for Objective #2:

1. Develop and maintain a centralized Quality Improvement Resource Hub that expands access to QI training materials, tools, templates, guidance, examples, and learning opportunities through in-person, virtual, and hybrid formats based on KDHE staff and program needs.
2. Use Friday Flash and other agency communication channels to regularly share QI resources, tools, training opportunities, and examples of successful improvement work to increase awareness and use of QI practices across KDHE.
3. Implement current Quality Improvement Plan
4. Increase the number of QI projects reported by KDHE staff.

OUTCOME MEASURES:

	Actual 2024	Actual 2025	Actual 2026	Estimated 2027	Estimated 2028
Develop and maintain a centralized Quality Improvement Resource Hub that expands access to QI training materials, tools, templates, guidance, examples, and learning opportunities through in-person, virtual, and hybrid formats based on KDHE staff and program needs.	N/A	N/A	N/A	Establish baseline	Increase from baseline
# of QI resources available through the centralized Resource Hub	N/A	N/A	N/A	25	30
# of QI resources shared with KDHE staff through Friday Flash or PH Connections	N/A	N/A	N/A	12	12

OUTPUT MEASURES:

	Actual 2024	Actual 2025	Actual 2026	Estimated 2027	Estimated 2028
# of QI projects reported by KDHE staff (calendar year)	20	26	30	30	40
# of advanced QI trainings/technical assistance sessions held	12	15	20	20	25

Objective #3: Improve agency transparency and accountability by practicing agency-wide performance management (PM).

Strategies for Objective #3:

1. Build, direct, manage, implement performance management system to track agency-level measures.

2. Improve strategic alignment of internal and external operational plans (State Health Assessment, State Health Improvement Plan, Strategic Plan, Workforce Development Plan, Quality Improvement Plan, etc.).
3. Produce accountability reports to document agency and program performance.
4. Provide training to improve awareness and application of performance management methods throughout the agency.
5. Convene a performance management work group quarterly to support performance management efforts.

OUTCOME MEASURES:

	Actual 2024	Actual 2025	Actual 2026	Estimated 2027	Estimated 2028
# of agency-level, internal and/or external operational plans tracked in system.	6	7	8	8	9
# of agency-level measures meeting established reporting requirements	-	-	-	Establish baseline	Increase from baseline

OUTPUT MEASURES:

	Actual 2024	Actual 2025	Actual 2026	Estimated 2027	Estimated 2028
# of agency-level measures tracked	120	120	130	130	130
Agency strategic and operational plans incorporated into the performance management system	-	-	-	5	8
Performance measures reviewed with program or bureau leadership	-	-	-	Baseline established	20
Strategic and operational plans reviewed for alignment and integration	-	-	-	8 cross-walks developed (baseline established)	8

EXPENDITURE JUSTIFICATION

Account Code 51000 – 51990: Salaries and Wages

Summary: The Office of the Director requests no funding.

Account Code 52000 – 52990: Contractual Services

Summary: The expenditures within this category are for monthly communication charges for conference rooms.

Account Code 53000 – 53999: Commodities

Summary: None budgeted for FY27 or FY28.

Account Code 54000: Capital Outlay

Summary: None budgeted for FY27 or FY28.

406/410 series report

Dept. Name: Health Administration
Agency Name: Health & Environment--Health
Agency Reporting Level: 21600
Version: 2028-A-02-00264

Date: 09/02/2026
Time: 13:32:44

Division of the Budget
KANSAS

Obj. Code	OBJECTS OF EXPENDITURE	FY 2026 Actuals	FY 2027 Adjusted Budget Request	FY 2028 Adjusted Budget Request	null	null	null
52000	Communication	4,655	4,900	4,900	0	0	0
52300	Rents	681	23,830	23,568	0	0	0
52400	Reparing and Servicing	1,974	0	0	0	0	0
52600	Fees-other Services	795	0	0	0	0	0
	TOTAL Contractual Services	**8,105**	**28,730**	**28,468**	**0**	**0**	**0**
	TOTAL REPORTABLE EXPENDITURES	**8,105**	**28,730**	**28,468**	**0**	**0**	**0**
	SUBTOTAL State Operations	**8,105**	**28,730**	**28,468**	**0**	**0**	**0**
	TOTAL EXPENDITURES	**8,105**	**28,730**	**28,468**	**0**	**0**	**0**

DOH

406/410 series report

Dept. Name: Health Administration
Agency Name: Health & Environment--Health
Agency Reporting Level: 21600
Version: 2028-A-02-00264

Date: 09/02/2026
Time: 13:32:44

Division of the Budget
KANSAS

Series	Fund Code	FUND/ACCOUNT TITLE	FY 2026 Actuals	FY 2027 Adjusted Budget Request	FY 2028 Adjusted Budget Request	null	null	null
2	1000	0270 OP EXP-INCLD OFF HOS-HLTH	1,776	23,830	23,568	0	0	0
2	**1000**	**1000 SUBTOTAL for 1000's**	**1,776**	**23,830**	**23,568**	**0**	**0**	**0**
2	2912	2710 SPNSD PRJ OH FD-HLTH-FRM FF	6,329	4,900	4,900	0	0	0
2	**2912**	**2912 SUBTOTAL for 2912's**	**6,329**	**4,900**	**4,900**	**0**	**0**	**0**
		62 TOTAL Contractual Services	**8,105**	**28,730**	**28,468**	**0**	**0**	**0**
		62 TOTAL All Funds	**8,105**	**28,730**	**28,468**	**0**	**0**	**0**

DOH

406/410 series report

Dept. Name: Health Administration
Agency Name: Health & Environment--Health
Agency Reporting Level: 21600
Version: 2028-A-02-00264

Date: 09/02/2026
Time: 13:32:44

Division of the Budget
KANSAS

Fund Code	FUND/ACCOUNT TITLE	FY 2026 Actuals	FY 2027 Adjusted Budget Request	FY 2028 Adjusted Budget Request	null	null	null
0270	OP EXP-INCLD OFF HOS-HLTH	1,776	23,830	23,568	0	0	0
1000	**SUBTOTAL STATE GENERAL FUND**	**1,776**	**23,830**	**23,568**	**0**	**0**	**0**
2710	SPNSD PRJ OH FD-HLTH-FRM FF	6,329	4,900	4,900	0	0	0
2912	**SUBTOTAL SPONSRD PRJ OVERHEAD FD-HLTH**	**6,329**	**4,900**	**4,900**	**0**	**0**	**0**
	90 TOTAL MEANS OF FUNDING	**8,105**	**28,730**	**28,468**	**0**	**0**	**0**

DOH

Overview of Program

Mission: To prevent or reduce illness, disability, and death from communicable diseases among Kansans through intervention, prevention and surveillance activities.

The Bureau of Disease Control and Prevention (BDCP) is the operating unit principally responsible for programs designed to prevent and control communicable diseases of crucial public health concern. In 2026, the Bureau was reconfigured into five programmatic sections: the Administrative Support Section, the Consultation and Investigation Section, the Prevention, Care, and Surveillance Section, the TB Elimination Program, and the Public Health Nurse Advisor Section.

The **Administrative Support Section** provides specialized expertise and supports collaborative relationships that enhance the activities of the other Sections of BDCP. Agency liaisons coordinate with programs and agencies which serve key populations or provide services complimentary to BDCP program objectives and activities in order to identify opportunities to enhance the efficiency of program efforts. Other positions support data quality, continuous quality improvement and information systems necessary to measure program performance, establish sustainable improvement projects, and assure the accurate collection of key data deliverables to state, local and federal partners.

The **Consultation and Investigation Section** (formerly the Disease Intervention Section) coordinates with local health departments, medical providers and community-based organizations to prevent the spread of STIs, including HIV. The Section seeks to intervene and disrupt the transmission of these infections through continuous collaboration with the STI/HIV Surveillance Program. The Disease Intervention Specialists provide early intervention activities to notify the sex and/or needle-sharing partners of individuals infected with STIs and/or HIV to facilitate testing, treatment, and referral to medical care (when appropriate), and maintains the reservoir of expertise necessary to launch effective infectious disease outbreak responses when needed. The Consultation and Investigation Section administers federal grant programs which assure that persons with STIs and HIV receive critical services and supports the prevention activities of local health departments and other community-based organizations.

The **Prevention, Care, and Surveillance Section** The Prevention, Care, and Surveillance Section (PCS) seeks to prevent the spread of STIs, HIV, and hepatitis C through a continuous network of prevention, screening, testing and care. The activities of the Prevention Program include population-level interventions to prevent STI, HIV and viral hepatitis infection, including condom distribution as well as STI/HIV/Hepatitis C screening and testing activities. The prevention program facilitates technical assistance and education to engage both public and private providers in testing activities in accordance with Centers for Disease Control (CDC) recommendations. The Ryan White Care Program provides medical and supportive services for persons living with HIV through the federally funded Ryan White Part B, Ryan White Part B Supplemental, AIDS Drug Assistance Program (ADAP),

ADAP Emergency Relief, and Housing Opportunities for People Living with AIDS (HOPWA) programs. The Hepatitis program encourages all providers, including primary care providers, to screen and test for hepatitis C, recruits new treatment providers, and works to ensure people with hepatitis C have access to treatment. The Surveillance Program coordinates with local health departments, medical providers and community-based organizations to collect, analyze and disseminate key epidemiological data related to STIs and to provide necessary data to the Consultation and Investigation Section. PCS administers federal grant programs which assure that persons with STIs, hepatitis, and HIV receive critical medical, social, and pharmaceutical services, and supports grants for STI, HIV, and hepatitis C prevention activities to local health departments and other community-based organizations.

The **TB Elimination Program** seeks to prevent the transmission of TB by assuring that proper screening and treatment for tuberculosis occurs in Kansas. The TB Elimination Program provides medications for treatment of active disease as well as latent infection, reimburses local health departments for the treatment of uninsured or indigent patients, and provides testing at no cost to local health departments to promote screening. The section maintains surveillance of TB cases to ensure appropriate treatment and prevent transmission of disease.

The **Public Health Nurse Advisor Section** houses clinical consultants and health educators for all the sections within the bureau. The clinical consultants and health educators provide screening, testing, and treatment technical assistance to community providers and local health departments throughout the state via telephonic, video, and live consultations and educational presentations or programs.

FY 2026 Achievements:

1. The Housing Opportunities for People with HIV (HOPWA) served 195 clients in FY2026 and linked these clients to housing and 371 clients were assisted with supportive services that include nutritional support, mental health, and transportation to medical appointments.

2. The Ryan White Care Program recruited five dentists in Dodge City, Garden City, Pittsburg, Wichita, and Kansas City. We partnered with the Midwest AIDS Training and Education Center (MATEC) and held dentist provider training with five workshops discussing aspects of being a dentist and including how to work with clients affected by HIV.

3. The Viral Hepatitis Program held quarterly Viral Hepatitis Elimination Advisory Council (VHEAC) meetings. Through close collaboration with VHEAC, the Viral Hepatitis Program completed and published the Kansas Viral Hepatitis Elimination Plan. VHEAC is made up of approximately 25 stakeholders across the state, including HCV treatment providers, STI/HIV Counseling and Testing Sites, local health departments, and other state agencies/programs, including KDOC.

4. The Viral Hepatitis Program collaborated with KDHE's Overdose Data to Action Program (OD2A) to create an HIV/Hepatitis C Risk Reduction brochure covering prevention and treatment, and ways to minimize exposure to HIV and Hepatitis C. This free resource was translated into Spanish and was available to local health departments, FQHCs, and substance use treatment centers.

5. The STI/HIV Surveillance Program implemented the Kansas Online Reporting Disease System (KORDS) for reporting STI/HIV testing and treatment. This allows for electronic reporting of testing and treatment by facilities who otherwise would not have access to secure digital means of submission.

6. The Consultation and Intervention Section held 9 STI outreach events in Topeka, Hutchinson, Wichita, Salina, and Leavenworth County. These outreach events provided STI screenings and tests for 321 Kansas residents.

7. The Consultation and Education Section provided field treatments for 31 female morbidities and 11 epi-treatments for female contacts. The section also provided field treatments for 34 male morbidities and 19 epi-treatments for male contacts.

8. The TB Elimination Program closed the 2024-2025 KC Metro TB Outbreak in November 2025 after identifying no new active TB cases between April 2025 and October 2025.

Consultation & Intervention Section

Goal: To intervene in the spread of STIs, including HIV, and reduce the complications occurring from these infections by:

1. Identifying unidentified cases of STIs and HIV
2. Ensuring appropriate treatment for STIs of greatest public health concern

Objective #1:

Intervene in the spread of syphilis by identifying previously undiagnosed cases of early syphilis, including congenital syphilis, through intervention and prevention activities.

Strategies for Objective #1:

1. Perform intensive case investigations, including interviews, on all reported primary and secondary syphilis infections.
2. Ensure the appropriate treatment of all primary, secondary, and unknown duration syphilis cases.

OUTCOME MEASURES

	Actual 2024	Actual 2025	Actual 2026	Estimated 2027	Estimated 2028
Disease Intervention Index: Number of newly identified cases / Number of interviews performed	0.20	0.42	.31	.30	.40
% of early syphilis cases treated appropriately	95.0	99.0	79.3	95.0	95.0

OUTPUT MEASURES

	Actual 2024	Actual 2025	Actual 2026	Estimated 2027	Estimated 2028
% of early syphilis cases interviewed	90.0	63.0	63.7	75.0	75.0
# of contacts elicited for testing/treatment per case of early syphilis interviewed	2.5	2.0	0.9	1.5	2.0

Prevention, Care, and Surveillance Section

Goal: To intervene in the spread of HIV, Hepatitis C, and other STIs, and reduce the complications occurring from these infections by:

1. Supporting prevention activities, including a comprehensive HIV, STI, and Hepatitis C testing network
2. Providing high quality care services to Kansans living with HIV and referring people with an STI or Hepatitis to needed medical care

Objective #1:

Increase the number of persons in Kansas who are aware of their HIV, STI, and Hepatitis C status

Strategies for Objective #1:

1. Provide HIV and STI testing services through non-clinical community-based organizations

2. Gather surveillance information for people with syphilis or HIV and provide that information to DIS for investigation
3. Provide Hepatitis C testing services through non-clinical based community organizations

OUTCOME MEASURES

	Actual 2024	Actual 2025	Actual 2026	Estimated 2027	Estimated 2028
# of newly identified, confirmed cases of HIV at KDHE sponsored HIV counseling & testing sites	70	26	22	20	20
# of Newly identified, confirmed cases of Hepatitis C at KDHE sponsored Hepatitis counseling and testing sites	620	247	570	550	500
# of newly identified, confirmed cases of syphilis at KDHE sponsored counseling and testing sites	Not reported	1,313	1,044	1,250	1,200

OUTPUT MEASURES

	Actual 2024	Actual 2025	Actual 2026	Estimated 2027	Estimated 2028
% of newly identified, confirmed HIV positive test results returned to clients at KDHE-sponsored HIV counseling & testing sites (%)	100.0	100.0	100.0	100.0	100.0
% of newly identified, confirmed Kansans with Hepatitis C that have been screened for eligibility for care and connected to Hepatitis C treatment	83.0	40.0	30.0	75.0	80.0

Objective #2:

Reduce new HIV infections by ensuring HIV-positive Kansans are engaged in HIV medical care with undetectable viral loads.

Strategies for Objective #2:

1. Provide intensive case management (Linkage to Care) to newly diagnosed clients to ensure primary engagement in HIV medical care.
2. Increase the number of HIV-positive Kansans actively engaged in medical care.
3. Increase the percentage of Kansans living with HIV who have an undetectable viral load by decreasing the number of Kansans living with HIV who have been lost to care through the newly re-designed NICK (Not in Care in Kansas Program)

OUTCOME MEASURES

	Actual 2024	Actual 2025	Actual 2026	Estimated 2027	Estimated 2028
% of HIV-positive Kansans with an undetectable viral load	69.1	60.49/81.1*	65.6	70.0	70.0

*Actual 2025 numbers show both those enrolled in the Ryan White Program (81.1%) and those not enrolled (60.49%)

OUTPUT MEASURES

	Actual 2024	Actual 2025	Actual 2026	Estimated 2027	Estimated 2028
% of HIV-positive Kansans referred to Linkage to Care	95.0	85.0	86.0	90.0	90.0
% of HIV-positive Kansas ever engaged in HIV medical care	96.3	96.9	98.0	99.0	99.0
% of HIV-positive Kansans currently engaged in HIV medical care	57.5	76.2	56.7	60.0	60.0
% of HIV-positive Kansans re-engaged in HIV medical care through the NICK program or who have moved out of state or refused care	2.0	64.0	65.0	70.0	75.0

Objective #3:

Reduce new HIV infections through the provision of Comprehensive Risk Counseling Services (CRCS) to high-risk HIV-positive individuals.

Strategies for Objective #3:

1. Provide individual-level HIV prevention services to people living with HIV at high risk for transmitting HIV to others.
2. Increase the percentage of clients referred to CRCS who are contacted by a CRCS provider within one week of referral.
3. Increase the percentage of clients who complete at least four risk-reduction sessions with a CRCS provider.

OUTCOME MEASURES

	Actual 2024	Actual 2025	Actual 2026	Estimated 2027	Estimated 2028
# of clients enrolled in CRCS	21	30	31	35	35

OUTPUT MEASURES

	Actual 2024	Actual 2025	Actual 2026	Estimated 2027	Estimated 2028
% of CRCS clients who complete at least four (4) risk-reduction sessions	53.8	55.0	58.1	55.0	55.0
% of CRCS clients who indicate that CRCS helped them reduce their risk of transmitting HIV	69.2	70.0	51.1	70.0	70.0

Objective # 4:

To maintain newly diagnosed HIV-positive individuals in Care in order to reduce transmission.

Strategies for Objective #4:

1. Refer and enroll all newly diagnosed HIV-positive individuals into Linkage to Care (LTC) for intensive medical case management.
2. Provide intensive medical case management to referred HIV-positive individuals, including attending medical appointments with clients as well as education regarding HIV transmission, medication/appointment adherence, and disease progression.
3. Provide referrals to local resources for needs outside the scope of LTC.

OUTCOME MEASURES

	Actual 2024	Actual 2025	Actual 2026	Estimated 2027	Estimated 2028
% of clients who had a LTC Coordinator attend at least one medical appointment with them in the first 90 days of LTC	95.0	95.0	96.7	95.0	95.0
% of clients who received a standardized bio-psychosocial acuity scale assessment and completed service plan within ten (10) days from the date of intake75	93.0	93.0	100.0	93.0	93.0

OUTPUT MEASURES

	Actual 2024	Actual 2025	Actual 2026	Estimated 2027	Estimated 2028
# of individuals enrolled in Linkage to Care (LTC) for intensive medical case management	75	75	85	75	75

TB Elimination Program:

Goal: Prevent morbidity and mortality due to tuberculosis and other infectious diseases and contain the incidence of multi-drug resistant tuberculosis by:

1. Assuring appropriate reporting, treatment, and investigation for all active Tuberculosis cases
2. Developing and implementing quality assurance and quality improvement measures for contact investigations, infectious disease education, and 340B program management.
3. Facilitate rapid drug resistance testing of tuberculosis samples and whole genome sequencing on all culture positive TB cases.

Objective #1:

Assure timely reporting, appropriate management, and rapid identification and evaluation of close contacts of infectious cases of tuberculosis.

Strategies for Objective #1:

1. Communicate and collaborate with local health departments, physicians, and health care providers to improve tuberculosis case reporting.
2. Provide clinical consultation and expertise to public and private providers of treatment for TB cases.
3. Review and provide technical assistance for tuberculosis infection and disease case management, contact investigation, and treatment.
4. Provide anti-tuberculosis medications to patients for prophylactic and curative treatment
5. Maintain a current tuberculosis contact and tuberculosis infection register to insure adequate and complete case investigation and monitor treatment follow-up process and progress.

OUTCOME MEASURES

	Actual 2024	Actual 2025	Actual 2026	Estimated 2027	Estimated 2028
% of active cases reported at the time of diagnosis	100.0	93.6	84.9	96.0	96.0
% of active cases completing recommended treatment schedule	100.0	94.6	95.9	98.0	98.0
% of active cases treated with directly observed therapy	100.0	98.9	98.6	99.0	99.0
% of infectious cases for which contact investigations were conducted	100.0	67.5	66.2	100.0	100.0

% of identified close contacts of new active cases receiving evaluations	98.0	71.6	64.1	70.0	80.0
% of infected close contacts maintained on preventative drug therapy	75.0	83.3	84.6	92.0	92.0
% of persons who are contacts to infectious patients completing therapy for treatment of latent tuberculosis infection	75.0	79.1	61.1	75.0	93.0

OUTPUT MEASURES

	Actual 2024	**Actual 2025**	**Actual 2026**	**Estimated 2027**	**Estimated 2028**
# of persons receiving publicly funded anti-tuberculosis drugs for treatment of suspected or confirmed TB disease	60	91	151	185	190
# of Technical Assistance/Trainings	5	8	10	10	15
# of contacts identified and evaluated for tuberculosis infection	225	232	176	150	150
# of contacts per infectious case identified	15	4	5	5	5
# of persons diagnosed with latent tuberculosis infection	1,750	378	295	400	450

Objective #2:

Assure full 340B program compliance of the STI/HIV Disease Intervention and Infectious Disease Management Section.

Strategies for Objective #2:

1. Improve staff knowledge of 340B program rules and regulations via formal education and on the job training.
2. Streamline and modernize medication ordering and shipping processes for community partners to decrease order fulfillment turnaround time.
3. Implement a medication inventory management system to prevent out of stock STI/TB medications.

OUTCOME MEASURES

	Actual 2024	**Actual 2025**	**Actual 2026**	**Estimated 2027**	**Estimated 2028**
% of medication requests shipped within 2 working days of receipt	100.0	100.0	100.0	100.0	100.0
% of medication inventory maintained in inventory management system	100.0	100.0	100.0	100.0	100.0

OUTPUT MEASURES

	Actual 2024	Actual 2025	Actual 2026	Estimated 2027	Estimated 2028
# of PPD doses distributed	39,570	20,390	36,710	35,000	35,000

EXPENDITURE JUSTIFICATION

Account Code 51000-51990: Salaries and Wages

Summary: The Bureau of Disease Control and Prevention requests funding for 38.00 FTE.

FY27: Salaries and wages, including approved salary increases, are calculated in accordance with Division of Budget guidelines and cost indices and include longevity bonuses.

FY28: Staffing continues at the same level as FY27. Salaries and wages are calculated in accordance with Division of Budget guidelines and cost indices and include longevity bonuses.

Account Code 52000 – 52990: Contractual Services

Summary: This request provides for the operational costs for the work activities of existing staff. It includes costs of maintaining contact with 99 county health departments, many community-based organizations and agencies that are collaborating on disease prevention and control across the state, district offices, state and federal agencies, and the general public. Request also includes costs for mass mailings, including pamphlets and annual statistical reports; regular mailings to local health departments which includes program instructions, manuals, general correspondence; communication costs including central duplicating; travel; and the shipment of STI, and TB medications. Employees of this bureau travel widely to fulfill job requirements, with many working exclusively in the field.

Account Code 53000 – 53999: Commodities

Summary: This request provides for office and professional supplies and educational materials for diversified program staff. This request includes laboratory supplies necessary to promote the testing of BDCPs various programmatic needs.

The SGF portion of the request is for STI, HIV-AIDS and TB medications, and items not allowed to be purchased with federal grant funds. Other costs include routine office supplies, which are in line with prior year costs.

Account Code 54000: Capital Outlay

Summary: This request provides for the purchase of computer-related items, such as monitors, keyboards, sound bars, and specialty scientific monitoring equipment and upgrading software as required.

Account Code 55000: Aid to Local

Summary: This request provides funding for contracts with local partners, including county health departments, so that staff can ensure that identified individuals receive the necessary medications for preventable diseases. This aids the program in achieving their goal to protect and control the spread of infectious diseases.

Account Code 55500: Other Assistance

Summary: This request provides funding for contracts with local partners, including county health departments, so that staff can ensure that identified individuals receive the necessary medications for preventable diseases. This aids the program in achieving their goal to protect and control the spread of infectious diseases.

406/410 series report

Dept. Name: Disease Control and Prevention
Agency Name: Health & Environment--Health
Agency Reporting Level: 21610
Version: 2028-A-02-00264

Date: 09/02/2026
Time: 13:33:35

Division of the Budget
KANSAS

Obj. Code	OBJECTS OF EXPENDITURE	FY 2026 Actuals	FY 2027 Adjusted Budget Request	FY 2028 Adjusted Budget Request	null	null	null
	Salaries and Wages	4,898,796	3,336,790	3,523,413	0	0	0
519990	SHRINKAGE	0	(30,900)	(33,025)	0	0	0
	TOTAL Salaries and Wages	**4,898,796**	**3,305,890**	**3,490,388**	**0**	**0**	**0**
52000	Communication	141,648	66,386	51,957	0	0	0
52100	Freight and Express	50,043	18,531	16,707	0	0	0
52200	Printing and Advertising	78,429	1,000	750	0	0	0
52300	Rents	308,521	169,640	158,165	0	0	0
52400	Reparing and Servicing	1,147,054	8,875	2,175	0	0	0
52500	Travel and Subsistence	90,788	41,700	29,698	0	0	0
52510	InState Travel and Subsistence	44,270	42,760	15,134	0	0	0
52520	Out of State Travel and Subsis	37,961	15,100	14,650	0	0	0
52600	Fees-other Services	135,692	354,229	310,186	0	0	0
52700	Fee-Professional Services	9,070,690	8,229,455	8,020,790	0	0	0
52900	Other Contractual Services	51,237	21,550	21,550	0	0	0
	TOTAL Contractual Services	**11,156,333**	**8,969,226**	**8,641,762**	**0**	**0**	**0**
53000	Clothing	229	0	0	0	0	0
53200	Food for Human Consumption	30	0	0	0	0	0
53400	Maint Constr Material Supply	445	100	100	0	0	0
53500	Vehicle Part Supply Accessory	19,467	11,300	8,300	0	0	0
53600	Pro Science Supply Material	520,188	221,922	208,796	0	0	0
53700	Office and Data Supplies	25,325	5,650	2,650	0	0	0
53900	Other Supplies and Materials	26,485	13,450	11,150	0	0	0
	TOTAL Commodities	**592,169**	**252,422**	**230,996**	**0**	**0**	**0**
	TOTAL Capital Outlay	**117,324**	**8,000**	**8,000**	**0**	**0**	**0**
	SUBTOTAL State Operations	**16,764,622**	**12,535,538**	**12,371,146**	**0**	**0**	**0**
55000	Federal Aid Payments	669,384	920,287	920,287	0	0	0
55100	State Aid Payments	431,370	60,125	60,125	0	0	0
	TOTAL Aid to Local Governments	**1,100,754**	**980,412**	**980,412**	**0**	**0**	**0**
55200	Claims	2,850,485	2,198,621	2,134,524	0	0	0
	TOTAL Other Assistance	**2,850,485**	**2,198,621**	**2,134,524**	**0**	**0**	**0**
	TOTAL REPORTABLE EXPENDITURES	**20,715,861**	**15,714,571**	**15,486,082**	**0**	**0**	**0**
77300	Transfers	886,436	562,774	497,131	0	0	0
	TOTAL Non-Expense Items	**886,436**	**562,774**	**497,131**	**0**	**0**	**0**
	TOTAL EXPENDITURES	**21,602,297**	**16,277,345**	**15,983,213**	**0**	**0**	**0**

BDCP

406/410 series report

Dept. Name: Disease Control and Prevention
Agency Name: Health & Environment--Health
Agency Reporting Level: 21610
Version: 2028-A-02-00264

Date: 09/02/2026
Time: 13:33:35

Division of the Budget
KANSAS

Series	Fund Code	FUND/ACCOUNT TITLE	FY 2026 Actuals	FY 2027 Adjusted Budget Request	FY 2028 Adjusted Budget Request	null	null	null
1	1000	0270 OP EXP-INCLD OFF HOS-HLTH	425,314	265,618	278,710	0	0	0
1	**1000**	**1000 SUBTOTAL for 1000's**	**425,314**	**265,618**	**278,710**	**0**	**0**	**0**
1	3070	3080 VENEREAL DISEASE CTRL PRJ FDF	477,771	570,447	603,533	0	0	0
1	**3070**	**3070 SUBTOTAL for 3070's**	**477,771**	**570,447**	**603,533**	**0**	**0**	**0**
1	3071	4610 DP&HP-TUBERCULOSIS PREVNT GRNT	222,169	210,938	222,442	0	0	0
1	**3071**	**3071 SUBTOTAL for 3071's**	**222,169**	**210,938**	**222,442**	**0**	**0**	**0**
1	3328	3310 RYAN WHITE TITLE II FDF	361,653	425,482	449,379	0	0	0
1	3328	3311 RYAN WHITE CARE ACT-TTL II	521,886	643,974	681,281	0	0	0
1	**3328**	**3328 SUBTOTAL for 3328's**	**883,539**	**1,069,456**	**1,130,660**	**0**	**0**	**0**
1	3372	3150 IMMUNIZATION GRANT FDF	1,697,234	36,788	38,682	0	0	0
1	**3372**	**3372 SUBTOTAL for 3372's**	**1,697,234**	**36,788**	**38,682**	**0**	**0**	**0**
1	3641	3641 3641 Viral Hepatitis	96,002	96,608	102,269	0	0	0
1	**3641**	**3641 SUBTOTAL for 3641's**	**96,002**	**96,608**	**102,269**	**0**	**0**	**0**
1	3740	3521 HIV PRVNT PRJS	510,748	565,392	598,439	0	0	0
1	**3740**	**3740 SUBTOTAL for 3740's**	**510,748**	**565,392**	**598,439**	**0**	**0**	**0**
1	3926	3926 3926 STRENGTHEN US PUBLIC HEALTH FD	586,019	521,543	548,678	0	0	0
1	**3926**	**3926 SUBTOTAL for 3926's**	**586,019**	**521,543**	**548,678**	**0**	**0**	**0**
		1372 TOTAL Salaries and Wages	**4,898,796**	**3,336,790**	**3,523,413**	**0**	**0**	**0**
10	3070	3080 VENEREAL DISEASE CTRL PRJ FDF	0	(30,900)	(33,025)	0	0	0
10	**3070**	**3070 SUBTOTAL for 3070's**	**0**	**(30,900)**	**(33,025)**	**0**	**0**	**0**
		1382 TOTAL Shrinkage	**0**	**(30,900)**	**(33,025)**	**0**	**0**	**0**
2	1000	0270 OP EXP-INCLD OFF HOS-HLTH	52,075	322,301	340,178	0	0	0
2	1000	1400 IMMUNIZATION PROGRAMS	2,703	0	0	0	0	0
2	**1000**	**1000 SUBTOTAL for 1000's**	**54,778**	**322,301**	**340,178**	**0**	**0**	**0**
2	3070	3080 VENEREAL DISEASE CTRL PRJ FDF	154,247	63,822	35,334	0	0	0
2	**3070**	**3070 SUBTOTAL for 3070's**	**154,247**	**63,822**	**35,334**	**0**	**0**	**0**
2	3071	4610 DP&HP-TUBERCULOSIS PREVNT GRNT	370,886	347,322	71,703	0	0	0
2	**3071**	**3071 SUBTOTAL for 3071's**	**370,886**	**347,322**	**71,703**	**0**	**0**	**0**
2	3328	3310 RYAN WHITE TITLE II FDF	4,636,320	2,405,935	2,405,685	0	0	0
2	3328	3311 RYAN WHITE CARE ACT-TTL II	3,741,487	4,734,672	4,708,581	0	0	0
2	3328	3318 ADAP Shortfall	0	939,894	939,894	0	0	0
2	**3328**	**3328 SUBTOTAL for 3328's**	**8,377,807**	**8,080,501**	**8,054,160**	**0**	**0**	**0**
2	3372	3150 IMMUNIZATION GRANT FDF	867,142	0	0	0	0	0
2	**3372**	**3372 SUBTOTAL for 3372's**	**867,142**	**0**	**0**	**0**	**0**	**0**
2	3414	3402 BIRTH ID/VERIF FEES-KPHA	78,873	0	0	0	0	0
2	**3414**	**3414 SUBTOTAL for 3414's**	**78,873**	**0**	**0**	**0**	**0**	**0**
2	3641	3641 3641 Viral Hepatitis	1,172	625	625	0	0	0
2	**3641**	**3641 SUBTOTAL for 3641's**	**1,172**	**625**	**625**	**0**	**0**	**0**
2	3740	3521 HIV PRVNT PRJS	110,203	65,000	50,107	0	0	0
2	**3740**	**3740 SUBTOTAL for 3740's**	**110,203**	**65,000**	**50,107**	**0**	**0**	**0**
2	3926	3926 3926 STRENGTHEN US PUBLIC HEALTH FD	1,141,184	89,655	89,655	0	0	0
2	**3926**	**3926 SUBTOTAL for 3926's**	**1,141,184**	**89,655**	**89,655**	**0**	**0**	**0**
2	7311	7090 GIFTS GRNTS & DNTNS FD-HEALTH	41	0	0	0	0	0
2	**7311**	**7311 SUBTOTAL for 7311's**	**41**	**0**	**0**	**0**	**0**	**0**

BDP

406/410 series report

Dept. Name: Disease Control and Prevention
Agency Name: Health & Environment--Health
Agency Reporting Level: 21610
Version: 2028-A-02-00264

Date: 09/02/2026
Time: 13:33:35

Division of the Budget
KANSAS

Series	Fund Code	FUND/ACCOUNT TITLE	FY 2026 Actuals	FY 2027 Adjusted Budget Request	FY 2028 Adjusted Budget Request	null	null	null
		1512 TOTAL Contractual Services	**11,156,333**	**8,969,226**	**8,641,762**	**0**	**0**	**0**
3	1000	0270 OP EXP-INCLD OFF HOS-HLTH	100,505	111,475	111,475	0	0	0
3	1000	0900 VACCINE PURCHASES	329,432	0	0	0	0	0
3	**1000**	**1000 SUBTOTAL for 1000's**	**429,937**	**111,475**	**111,475**	**0**	**0**	**0**
3	3070	3080 VENEREAL DISEASE CTRL PRJ FDF	18,251	10,500	8,027	0	0	0
3	**3070**	**3070 SUBTOTAL for 3070's**	**18,251**	**10,500**	**8,027**	**0**	**0**	**0**
3	3071	4610 DP&HP-TUBERCULOSIS PREVNT GRNT	26,394	20,000	10,000	0	0	0
3	**3071**	**3071 SUBTOTAL for 3071's**	**26,394**	**20,000**	**10,000**	**0**	**0**	**0**
3	3328	3310 RYAN WHITE TITLE II FDF	328	250	250	0	0	0
3	3328	3311 RYAN WHITE CARE ACT-TTL II	6,963	6,175	5,875	0	0	0
3	**3328**	**3328 SUBTOTAL for 3328's**	**7,291**	**6,425**	**6,125**	**0**	**0**	**0**
3	3372	3150 IMMUNIZATION GRANT FDF	34,701	0	0	0	0	0
3	**3372**	**3372 SUBTOTAL for 3372's**	**34,701**	**0**	**0**	**0**	**0**	**0**
3	3641	3641 3641 Viral Hepatitis	189	75	75	0	0	0
3	**3641**	**3641 SUBTOTAL for 3641's**	**189**	**75**	**75**	**0**	**0**	**0**
3	3740	3521 HIV PRVNT PRJS	75,406	103,947	95,294	0	0	0
3	**3740**	**3740 SUBTOTAL for 3740's**	**75,406**	**103,947**	**95,294**	**0**	**0**	**0**
		1602 TOTAL Commodities	**592,169**	**252,422**	**230,996**	**0**	**0**	**0**
4	1000	0270 OP EXP-INCLD OFF HOS-HLTH	1,158	1,500	1,500	0	0	0
4	**1000**	**1000 SUBTOTAL for 1000's**	**1,158**	**1,500**	**1,500**	**0**	**0**	**0**
4	3071	4610 DP&HP-TUBERCULOSIS PREVNT GRNT	175	500	500	0	0	0
4	**3071**	**3071 SUBTOTAL for 3071's**	**175**	**500**	**500**	**0**	**0**	**0**
4	3328	3311 RYAN WHITE CARE ACT-TTL II	758	0	0	0	0	0
4	**3328**	**3328 SUBTOTAL for 3328's**	**758**	**0**	**0**	**0**	**0**	**0**
4	3372	3150 IMMUNIZATION GRANT FDF	104,669	0	0	0	0	0
4	**3372**	**3372 SUBTOTAL for 3372's**	**104,669**	**0**	**0**	**0**	**0**	**0**
4	3740	3521 HIV PRVNT PRJS	10,564	6,000	6,000	0	0	0
4	**3740**	**3740 SUBTOTAL for 3740's**	**10,564**	**6,000**	**6,000**	**0**	**0**	**0**
		1652 TOTAL Capital Outlay	**117,324**	**8,000**	**8,000**	**0**	**0**	**0**
8	1000	0270 OP EXP-INCLD OFF HOS-HLTH	37,500	55,000	55,000	0	0	0
8	1000	0350 AID TO LOCAL UNITS	5,125	5,125	5,125	0	0	0
8	1000	1400 IMMUNIZATION PROGRAMS	388,745	0	0	0	0	0
8	**1000**	**1000 SUBTOTAL for 1000's**	**431,370**	**60,125**	**60,125**	**0**	**0**	**0**
8	3328	3310 RYAN WHITE TITLE II FDF	0	482,905	482,905	0	0	0
8	3328	3311 RYAN WHITE CARE ACT-TTL II	454,527	417,382	417,382	0	0	0
8	**3328**	**3328 SUBTOTAL for 3328's**	**454,527**	**900,287**	**900,287**	**0**	**0**	**0**
8	3372	3150 IMMUNIZATION GRANT FDF	195,482	0	0	0	0	0
8	**3372**	**3372 SUBTOTAL for 3372's**	**195,482**	**0**	**0**	**0**	**0**	**0**
8	3740	3521 HIV PRVNT PRJS	19,375	20,000	20,000	0	0	0
8	**3740**	**3740 SUBTOTAL for 3740's**	**19,375**	**20,000**	**20,000**	**0**	**0**	**0**
		1722 TOTAL Aid to Locals	**1,100,754**	**980,412**	**980,412**	**0**	**0**	**0**
9	1000	0350 AID TO LOCAL UNITS	120,000	120,000	120,000	0	0	0
9	1000	1400 IMMUNIZATION PROGRAMS	5,527	0	0	0	0	0
9	**1000**	**1000 SUBTOTAL for 1000's**	**125,527**	**120,000**	**120,000**	**0**	**0**	**0**
9	3328	3310 RYAN WHITE TITLE II FDF	64,652	1,114,560	1,114,560	0	0	0

BDCP

406/410 series report

Dept. Name: Disease Control and Prevention
Agency Name: Health & Environment--Health
Agency Reporting Level: 21610
Version: 2028-A-02-00264

Date: 09/02/2026
Time: 13:33:35

Division of the Budget
KANSAS

Series	Fund Code	FUND/ACCOUNT TITLE	FY 2026 Actuals	FY 2027 Adjusted Budget Request	FY 2028 Adjusted Budget Request	null	null	null
9	3328	3311 RYAN WHITE CARE ACT-TTL II	1,134,120	1,500	1,500	0	0	0
9	3328	3313 HOPWA	1,198,383	717,561	663,464	0	0	0
9	**3328**	**3328 SUBTOTAL for 3328's**	**2,397,155**	**1,833,621**	**1,779,524**	**0**	**0**	**0**
9	3372	3150 IMMUNIZATION GRANT FDF	102,803	0	0	0	0	0
9	**3372**	**3372 SUBTOTAL for 3372's**	**102,803**	**0**	**0**	**0**	**0**	**0**
9	3740	3521 HIV PRVNT PRJS	225,000	245,000	235,000	0	0	0
9	**3740**	**3740 SUBTOTAL for 3740's**	**225,000**	**245,000**	**235,000**	**0**	**0**	**0**
		1792 TOTAL Other Assistance	**2,850,485**	**2,198,621**	**2,134,524**	**0**	**0**	**0**
92	3070	3080 VENEREAL DISEASE CTRL PRJ FDF	374,464	119,215	119,215	0	0	0
92	**3070**	**3070 SUBTOTAL for 3070's**	**374,464**	**119,215**	**119,215**	**0**	**0**	**0**
92	3071	4610 DP&HP-TUBERCULOSIS PREVNT GRNT	67,471	116,998	70,400	0	0	0
92	**3071**	**3071 SUBTOTAL for 3071's**	**67,471**	**116,998**	**70,400**	**0**	**0**	**0**
92	3328	3311 RYAN WHITE CARE ACT-TTL II	97,177	137,567	125,003	0	0	0
92	3328	3313 HOPWA	0	24,209	25,946	0	0	0
92	**3328**	**3328 SUBTOTAL for 3328's**	**97,177**	**161,776**	**150,949**	**0**	**0**	**0**
92	3372	3150 IMMUNIZATION GRANT FDF	243,563	0	0	0	0	0
92	**3372**	**3372 SUBTOTAL for 3372's**	**243,563**	**0**	**0**	**0**	**0**	**0**
92	3641	3641 3641 Viral Hepatitis	38,666	17,692	12,031	0	0	0
92	**3641**	**3641 SUBTOTAL for 3641's**	**38,666**	**17,692**	**12,031**	**0**	**0**	**0**
92	3740	3521 HIV PRVNT PRJS	65,095	147,093	144,536	0	0	0
92	**3740**	**3740 SUBTOTAL for 3740's**	**65,095**	**147,093**	**144,536**	**0**	**0**	**0**
		1862 TOTAL Non-Expense Items	**886,436**	**562,774**	**497,131**	**0**	**0**	**0**
		1862 TOTAL All Funds	**21,602,297**	**16,277,345**	**15,983,213**	**0**	**0**	**0**

BDCP

406/410 series report

Dept. Name: Disease Control and Prevention
Agency Name: Health & Environment--Health
Agency Reporting Level: 21610
Version: 2028-A-02-00264

Date: 09/02/2026
Time: 13:33:35

Division of the Budget
KANSAS

Fund Code	FUND/ACCOUNT TITLE	FY 2026 Actuals	FY 2027 Adjusted Budget Request	FY 2028 Adjusted Budget Request	null	null	null
0270	OP EXP-INCLD OFF HOS-HLTH	616,552	755,894	786,863	0	0	0
0350	AID TO LOCAL UNITS	125,125	125,125	125,125	0	0	0
0900	VACCINE PURCHASES	329,432	0	0	0	0	0
1400	IMMUNIZATION PROGRAMS	396,975	0	0	0	0	0
1000	**SUBTOTAL STATE GENERAL FUND**	**1,468,084**	**881,019**	**911,988**	**0**	**0**	**0**
3080	VENEREAL DISEASE CTRL PRJ FDF	1,024,733	733,084	733,084	0	0	0
3070	**SUBTOTAL 93.977-PRVNT HLT-SXLY TRNS DIS**	**1,024,733**	**733,084**	**733,084**	**0**	**0**	**0**
4610	DP&HP-TUBERCULOSIS PREVNT GRNT	687,095	695,758	375,045	0	0	0
3071	**SUBTOTAL TUBRC CTL GRT/COOP AGR**	**687,095**	**695,758**	**375,045**	**0**	**0**	**0**
3310	RYAN WHITE TITLE II FDF	5,062,953	4,429,132	4,452,779	0	0	0
3311	RYAN WHITE CARE ACT-TTL II	5,956,918	5,941,270	5,939,622	0	0	0
3313	HOPWA	1,198,383	741,770	689,410	0	0	0
3318	ADAP Shortfall	0	939,894	939,894	0	0	0
3328	**SUBTOTAL 93.917-HIV CARE FORMULA GRANT**	**12,218,254**	**12,052,066**	**12,021,705**	**0**	**0**	**0**
3150	IMMUNIZATION GRANT FDF	3,245,594	36,788	38,682	0	0	0
3372	**SUBTOTAL 93.268-IMMUNIZATION GRNT**	**3,245,594**	**36,788**	**38,682**	**0**	**0**	**0**
3402	BIRTH ID/VERIF FEES-KPHA	78,873	0	0	0	0	0
3414	**SUBTOTAL 93.778-MEDICAL ASSISTANCE PRG**	**78,873**	**0**	**0**	**0**	**0**	**0**
3641	Viral Hepatitis	136,029	115,000	115,000	0	0	0
3641	**SUBTOTAL - ADLT VRL HPTTS PRVTN AND CNTR**	**136,029**	**115,000**	**115,000**	**0**	**0**	**0**
3521	HIV PRVNT PRJS	1,016,391	1,152,432	1,149,376	0	0	0
3740	**SUBTOTAL 93.940-HIV PRVTN ACT-HLTH DEPT**	**1,016,391**	**1,152,432**	**1,149,376**	**0**	**0**	**0**
3926	STRENGTHEN US PUBLIC HEALTH FD	1,727,203	611,198	638,333	0	0	0
3926	**SUBTOTAL STRENGTHEN US PUBLIC HEALTH FD**	**1,727,203**	**611,198**	**638,333**	**0**	**0**	**0**
7090	GIFTS GRNTS & DNTNS FD-HEALTH	41	0	0	0	0	0
7311	**SUBTOTAL GIFTS GRNTS & DNTNS FD-HEALTH**	**41**	**0**	**0**	**0**	**0**	**0**
2130	**TOTAL MEANS OF FUNDING**	**21,602,297**	**16,277,345**	**15,983,213**	**0**	**0**	**0**

BDCP

Narrative Information—DA 400		
Division of the Budget	Agency	Department of Health and Environment
State of Kansas	Program	Bureau of Facilities and Licensing 62000

Overview of Program

Mission: The mission of the Kansas Department of Health and Environment (KDHE) Bureau of Facilities and Licensing (BFL) is to protect the health, safety, and well-being of Kansans by ensuring that healthcare and related facilities operate in compliance with state and federal laws. Through fair and consistent regulatory oversight, licensing, and certification activities, BFL promotes high standards of care, supports quality improvement, and upholds public trust in the healthcare system. We are committed to collaboration, transparency, and accountability in safeguarding the delivery of safe, effective, and compassionate services across the continuum of care.

BFL provides regulatory oversight and licensing for acute and continuing care provider types, including hospitals and specialty hospitals, critical access hospitals, rural emergency hospitals, ambulatory surgical centers, hospices, home health agencies, end-stage renal disease facilities, intermediate care facilities for individuals with intellectual disabilities, outpatient physical therapy/speech language pathology and comprehensive outpatient rehabilitation facilities, birthing centers, rural health clinics, portable X-ray providers and a transplant center.

Operating under both state authority and the Centers for Medicare and Medicaid (CMS) 1864 Agreement, BFL serves as the designated State Survey Agency (SSA) for Kansas. In this role, we conduct surveys, complaint investigations, and certification activities to ensure providers meet the Medicare and Medicaid Conditions of Participation (CoPs) and other federal health and safety requirements. Additionally, BFL enforces state licensing regulations to safeguard patient rights, ensure safe environments, and promote the delivery of high-quality care

FY 2026 Achievements:

During FY2026, the Kansas Department of Health and Environment (KDHE) Bureau of Facilities and Licensing (BFL) continued strengthening its regulatory oversight of healthcare providers through initiatives focused on operational efficiency, accountability, and compliance with state and federal requirements. Bureau leadership emphasized alignment with the Centers for Medicare & Medicaid Services (CMS) Mission and Priority Document (MPD), resulting in improved prioritization of survey activities, enhanced workload management, and continued progress toward meeting federal performance expectations.

The Bureau implemented enhanced tracking and monitoring systems to improve oversight of survey assignments, complaint investigations, licensing activities, certification actions, and regulatory timeframes. These process improvements have reinforced leadership's ability to monitor performance, improve survey timeliness, support data-driven decision-making, and ensure consistent application of state and federal regulatory requirements.

During FY2026, BFL continued to streamline regulatory operations by standardizing survey practices, refining quality assurance activities, and enhancing complaint intake and triage processes. The Bureau is in the process of developing a centralized complaint intake and tracking model designed to improve consistency, support regulatory oversight, and promote timelier prioritization and assignment of complaint investigations. Implementation of this process is anticipated by the end of Federal Fiscal Year (FFY) 2026 and is expected to improve operational efficiency, accountability, and consistency in regulatory decision-making across all acute and continuing care provider types.

A significant achievement during FY2026 was the successful transition from contracted survey services to a fully state-operated survey program. Through strategic workforce recruitment, training, and operational improvements BFL eliminated its reliance on contracted surveyors, creating a more sustainable and cost-effective survey program while maintaining its responsibility to conduct state licensure and federal certification activities. This transition increases long-term program stability, enhances organizational knowledge and consistency, and improves stewardship of state and federal resources.

Collectively, these accomplishments have reinforced the Bureau's regulatory effectiveness and enhanced its ability to conduct timely surveys, complaint investigations, licensing activities, and certification functions across Kansas. By improving internal processes, growing collaboration with state and federal partners, investing in workforce development, and utilizing data-driven decision-making, the Bureau has improved operational efficiency while maintaining its commitment to consistent regulatory oversight. These achievements position the Bureau to continue protecting the health, safety, and well-being of Kansans and to meet the evolving responsibilities of both the Kansas licensing authority and the State Survey Agency under the CMS Section 1864 Agreement.

Objective #1:

Assure that an acceptable level of care and treatment is provided in a safe, sanitary, and functionally adequate environment by Kansas medical care facilities, home health agencies, and certain other health care providers.

Strategies for Objective #1:

1. Survey facilities according to required timetables established by the State of Kansas or CMS.
2. Survey and document findings for licensure and certification categories including, but not limited to, quality of life, quality of care, and general sanitation and safety provisions.
3. Schedule surveys, follow-up visits, and complaint visits for the field staff and the life safety code inspectors so providers are licensed and/or certified in a timely manner, which is essential for federal funding.

Narrative Information—DA 400

Division of the Budget — Agency: Department of Health and Environment

State of Kansas — Program: Bureau of Facilities and Licensing 62000

OUTCOME MEASURES

	Actual 2024	Actual 2025	Actual 2026	Estimated 2027	Estimated 2028
# of Providers Licensed or Certified	950	955	946	959	955

OUTPUT MEASURES

# of initial or resurveys conducted:	**Actual 2024**	**Actual 2025**	**Actual 2026**	**Estimated 2027**	**Estimated 2028**
Hospitals, Other Medical Care Facilities, and Certain Medicare Providers	5	4	3	10	13
Ambulatory Surgical Centers	12	18	3	12	17
End Stage Renal Dialysis	13	15	9	14	14
Hospice	18	17	6	18	15
Out-Patient Physical Therapy	0	0	0	10	3
Rural Health Clinics	2	8	9	42	42
Critical Access Hospitals	0	1	2	10	13
Comprehensive Outpatient Rehabilitation Facilities	0	0	0	0	0
Rural Emergency Hospitals	0	1	0	1	0
Home Health Agencies	30	35	3	20	20
ICF/IID	10	10	4	6	2
Mobile X-Ray	0	0	4	0	0
Risk Management Surveys	40	48	16	36	36
Birthing Centers	5	4	4	4	4
Total Initial or Resurveys	**135**	**161**	**63**	**183**	**179**

NOTE: During the 1st Quarter of FFY2026 (Oct-Dec 2025) we eliminated the contractors which two of those contractors were consistently working on HHA and Hospice recertification surveys as well as others who were primarily conducting complaint and EMTALA surveys. During this time, we were starting to train our own surveyors on the process. We feel as our training has progressed and our own staff stabilized; we are able to follow the CMS Mission and Priority Document (MPD) for HHA & Hospice. Thus, we predict an increase in FY2027 & 2028.

OUTPUT MEASURES

# of Follow-up Visits Conducted:	**Actual 2024**	**Actual 2025**	**Actual 2026**	**Estimated 2027**	**Estimated 2028**
Hospitals, Other Medical Care Facilities, and Certain Medicare Providers	38	39	12	15	13
Ambulatory Surgical Centers	10	12	3	3	3
End Stage Renal Dialysis	10	10	9	8	9
Hospice	10	9	2	4	3
Out-Patient Physical Therapy	1	0	0	0	0
Rural Health Clinics	1	2	2	2	2
Critical Access Hospitals	15	18	9	10	9
Comprehensive Outpatient Rehabilitation Facilities	0	0	0	0	0
Rural Emergency Hospitals	0	1	0	1	1
Home Health Agencies	23	24	20	23	22
ICF/IID	8	2	2	2	2
Mobile X-Ray	0	0	0	0	0
Birthing Centers	1	1	0	0	0
Total Follow-up Visits	**117**	**118**	**59**	**68**	**64**

Note: For the follow-up visits, this partially reflects a combination of improved provider compliance, stronger initial survey and deficiency documentation, appropriate Plans of Correction and better prioritization of survey resources. We continue to conduct revisits whenever required to verify correction of deficiencies.

OUTPUT MEASURES

# of Complaint Intakes:	**Actual 2024**	**Actual 2025**	**Actual 2026**	**Estimated 2027**	**Estimated 2028**
Hospitals, Other Medical Care Facilities, and Certain Medicare Providers	356	370	589	479	425
Home Health Agencies	65	68	51	68	60
End Stage Renal Dialysis	10	12	6	5	6
Hospice	13	18	24	22	23

Ambulatory Surgical Centers	7	9	0	2	2
Critical Access Hospitals	28	32	42	48	50
Out Patient Physical Therapy	0	0	0	0	0
Rural Health Clinics	3	5	0	0	0
ICF/IID	3	2	14	8	6
CORF	0	0	0	0	0
Rural Emergency Hospitals	0	3	0	0	0
Mobile X-Ray	0	0	0	0	0
Birthing Centers	1	3	0	0	0
Total	**486**	**520**	**726**	**632**	**572**

EXPENDITURE JUSTIFICATION

Account Code 51000 – 51990: Salaries and Wages

Summary: The Bureau of Facilities and Licensing requests funding for 34.00 FTE.

FY 27: Salaries and wages, including approved salary increases, are calculated in accordance with Division of Budget guidelines and cost indices and include longevity bonuses.

FY28: Staffing continues at the same level as FY27. Salaries and wages are calculated in accordance with Division of Budget guidelines and cost indices and include longevity bonuses.

Account Code 52000 – 52990: Contractual Services

Summary: This request is mostly associated with travel costs for staff to perform their job duties. The Health Facilities Program involves extensive travel throughout Kansas. Health Facility Surveyors generally are on overnight travel Monday through Thursday to survey the state's health care facilities.

Account Code 53000 – 53999: Commodities

Summary: This request provides for office supplies, motor vehicle parts and repairs, and gasoline purchases.

Account Code 54000: Capital Outlay

Summary: This request provides for the upgrade or replacement of existing computer equipment and/or software.

Account Code 55000/55500: Aid to Local-Other Assistance

Summary: None budgeted in FY27 or FY28.

406/410 series report

Dept. Name: Bureau of Facilities and Licensing
Agency Name: Health & Environment--Health
Agency Reporting Level: 21620
Version: 2028-A-02-00264

Date: 09/02/2026
Time: 13:34:38

Division of the Budget
KANSAS

Obj. Code	OBJECTS OF EXPENDITURE	FY 2026 Actuals	FY 2027 Adjusted Budget Request	FY 2028 Adjusted Budget Request	null	null	null
	Salaries and Wages	2,869,024	3,297,048	3,471,379	0	0	0
519990	SHRINKAGE	0	(111,123)	(112,482)	0	0	0
	TOTAL Salaries and Wages	**2,869,024**	**3,185,925**	**3,358,897**	**0**	**0**	**0**
52000	Communication	44,529	20,975	15,813	0	0	0
52100	Freight and Express	1,818	1,000	500	0	0	0
52200	Printing and Advertising	162	0	0	0	0	0
52300	Rents	35,612	24,390	16,850	0	0	0
52400	Reparing and Servicing	34,787	6,227	2,227	0	0	0
52500	Travel and Subsistence	88,802	83,500	48,900	0	0	0
52510	InState Travel and Subsistence	68,820	81,900	37,275	0	0	0
52520	Out of State Travel and Subsis	2,727	1,800	0	0	0	0
52600	Fees-other Services	2,159	282,571	280,865	0	0	0
52700	Fee-Professional Services	563,399	0	0	0	0	0
52900	Other Contractual Services	9,158	8,300	6,000	0	0	0
	TOTAL Contractual Services	**851,973**	**510,663**	**408,430**	**0**	**0**	**0**
53200	Food for Human Consumption	30	0	0	0	0	0
53400	Maint Constr Material Supply	662	500	0	0	0	0
53500	Vehicle Part Supply Accessory	22,041	28,167	12,700	0	0	0
53600	Pro Science Supply Material	36	0	0	0	0	0
53700	Office and Data Supplies	3,677	4,100	3,500	0	0	0
53900	Other Supplies and Materials	14,267	5,700	5,500	0	0	0
	TOTAL Commodities	**40,713**	**38,467**	**21,700**	**0**	**0**	**0**
	TOTAL Capital Outlay	**102,727**	**2,800**	**0**	**0**	**0**	**0**
	TOTAL REPORTABLE EXPENDITURES	**3,864,437**	**3,737,855**	**3,789,027**	**0**	**0**	**0**
	SUBTOTAL State Operations	**3,864,437**	**3,737,855**	**3,789,027**	**0**	**0**	**0**
77300	Transfers	464,934	356,660	356,660	0	0	0
	TOTAL Non-Expense Items	**464,934**	**356,660**	**356,660**	**0**	**0**	**0**
	TOTAL EXPENDITURES	**4,329,371**	**4,094,515**	**4,145,687**	**0**	**0**	**0**

BFL

406/410 series report

Dept. Name: Bureau of Facilities and Licensing
Agency Name: Health & Environment--Health
Agency Reporting Level: 21620
Version: 2028-A-02-00264

Date: 09/02/2026
Time: 13:34:38

Division of the Budget
KANSAS

Series	Fund Code	FUND/ACCOUNT TITLE	FY 2026 Actuals	FY 2027 Adjusted Budget Request	FY 2028 Adjusted Budget Request	null	null	null
1	1000	0270 OP EXP-INCLD OFF HOS-HLTH	1,287,337	1,929,690	2,102,210	0	0	0
1	**1000**	**1000 SUBTOTAL for 1000's**	**1,287,337**	**1,929,690**	**2,102,210**	**0**	**0**	**0**
1	2505	2250 HEALTH FACILITIES REVIEW FD	119,772	25,023	26,370	0	0	0
1	**2505**	**2505 SUBTOTAL for 2505's**	**119,772**	**25,023**	**26,370**	**0**	**0**	**0**
1	3064	3062 MEDICARE FUND	1,434,876	1,342,335	1,342,799	0	0	0
1	3064	3063 MEDICARE FUND-OASIS	5,810	0	0	0	0	0
1	3064	3065 MEDICARE FDF-XFER TO ST AGYS	21,229	0	0	0	0	0
1	**3064**	**3064 SUBTOTAL for 3064's**	**1,461,915**	**1,342,335**	**1,342,799**	**0**	**0**	**0**
		1302 TOTAL Salaries and Wages	**2,869,024**	**3,297,048**	**3,471,379**	**0**	**0**	**0**
10	3064	3062 MEDICARE FUND	0	(111,123)	(112,482)	0	0	0
10	**3064**	**3064 SUBTOTAL for 3064's**	**0**	**(111,123)**	**(112,482)**	**0**	**0**	**0**
		1312 TOTAL Shrinkage	**0**	**(111,123)**	**(112,482)**	**0**	**0**	**0**
2	1000	0270 OP EXP-INCLD OFF HOS-HLTH	187,141	154,065	53,338	0	0	0
2	**1000**	**1000 SUBTOTAL for 1000's**	**187,141**	**154,065**	**53,338**	**0**	**0**	**0**
2	2505	2250 HEALTH FACILITIES REVIEW FD	8,560	110,889	109,383	0	0	0
2	**2505**	**2505 SUBTOTAL for 2505's**	**8,560**	**110,889**	**109,383**	**0**	**0**	**0**
2	3064	3062 MEDICARE FUND	639,793	244,709	244,709	0	0	0
2	3064	3063 MEDICARE FUND-OASIS	10,658	0	0	0	0	0
2	3064	3065 MEDICARE FDF-XFER TO ST AGYS	5,821	1,000	1,000	0	0	0
2	**3064**	**3064 SUBTOTAL for 3064's**	**656,272**	**245,709**	**245,709**	**0**	**0**	**0**
		1362 TOTAL Contractual Services	**851,973**	**510,663**	**408,430**	**0**	**0**	**0**
3	1000	0270 OP EXP-INCLD OFF HOS-HLTH	9,756	21,967	5,200	0	0	0
3	**1000**	**1000 SUBTOTAL for 1000's**	**9,756**	**21,967**	**5,200**	**0**	**0**	**0**
3	2505	2250 HEALTH FACILITIES REVIEW FD	1,032	11,000	11,000	0	0	0
3	**2505**	**2505 SUBTOTAL for 2505's**	**1,032**	**11,000**	**11,000**	**0**	**0**	**0**
3	3064	3062 MEDICARE FUND	29,925	5,500	5,500	0	0	0
3	**3064**	**3064 SUBTOTAL for 3064's**	**29,925**	**5,500**	**5,500**	**0**	**0**	**0**
		1392 TOTAL Commodities	**40,713**	**38,467**	**21,700**	**0**	**0**	**0**
4	1000	0270 OP EXP-INCLD OFF HOS-HLTH	64,840	2,800	0	0	0	0
4	**1000**	**1000 SUBTOTAL for 1000's**	**64,840**	**2,800**	**0**	**0**	**0**	**0**
4	3064	3062 MEDICARE FUND	37,887	0	0	0	0	0
4	**3064**	**3064 SUBTOTAL for 3064's**	**37,887**	**0**	**0**	**0**	**0**	**0**
		1412 TOTAL Capital Outlay	**102,727**	**2,800**	**0**	**0**	**0**	**0**
92	2505	2250 HEALTH FACILITIES REVIEW FD	44,264	50,000	50,000	0	0	0
92	**2505**	**2505 SUBTOTAL for 2505's**	**44,264**	**50,000**	**50,000**	**0**	**0**	**0**
92	3064	3062 MEDICARE FUND	402,144	298,285	298,285	0	0	0
92	3064	3063 MEDICARE FUND-OASIS	10,770	0	0	0	0	0
92	3064	3065 MEDICARE FDF-XFER TO ST AGYS	7,756	8,375	8,375	0	0	0
92	**3064**	**3064 SUBTOTAL for 3064's**	**420,670**	**306,660**	**306,660**	**0**	**0**	**0**
		1452 TOTAL Non-Expense Items	**464,934**	**356,660**	**356,660**	**0**	**0**	**0**
		1452 TOTAL All Funds	**4,329,371**	**4,094,515**	**4,145,687**	**0**	**0**	**0**

B+L

406/410 series report

Dept. Name: Bureau of Facilities and Licensing
Agency Name: Health & Environment--Health
Agency Reporting Level: 21620
Version: 2028-A-02-00264

Date: 09/02/2026
Time: 13:34:38

Division of the Budget
KANSAS

Fund Code	FUND/ACCOUNT TITLE	FY 2026 Actuals	FY 2027 Adjusted Budget Request	FY 2028 Adjusted Budget Request	null	null	null
0270	OP EXP-INCLD OFF HOS-HLTH	1,549,074	2,108,522	2,160,748	0	0	0
1000	**SUBTOTAL STATE GENERAL FUND**	**1,549,074**	**2,108,522**	**2,160,748**	**0**	**0**	**0**
2250	HEALTH FACILITIES REVIEW FD	173,628	196,912	196,753	0	0	0
2505	**SUBTOTAL HEALTH FACILITIES REVIEW FD**	**173,628**	**196,912**	**196,753**	**0**	**0**	**0**
3062	MEDICARE FUND	2,544,625	1,779,706	1,778,811	0	0	0
3063	MEDICARE FUND-OASIS	27,238	0	0	0	0	0
3065	MEDICARE FDF-XFER TO ST AGYS	34,806	9,375	9,375	0	0	0
3064	**SUBTOTAL 93.777-ST SRVY/CRT-HLTH CR PRO**	**2,606,669**	**1,789,081**	**1,788,186**	**0**	**0**	**0**
1544	**TOTAL MEANS OF FUNDING**	**4,329,371**	**4,094,515**	**4,145,687**	**0**	**0**	**0**

BFL

Narrative Information—DA 400

Division of the Budget — Agency Department of Health and Environment

State of Kansas — Program Bureau of Public Health Services 63000

Overview of Program

Mission: To improve the health and well-being of communities across Kansas by supporting high-quality nutrition and education, advancing preventive services through immunizations, and fostering strong partnerships with local health systems.

Programs are organized into three (3) sections:

- Kansas Immunizations Program (KIP)
- Local Public Health (LPH)
- Women, Infant and Children (WIC)

The **Kansas Immunization Program** (KIP) strives to reduce or eliminate the incidence of vaccine preventable diseases through the provision of vaccine supplies to enrolled Vaccines for Children (VFC) and Vaccines for Adults (VFA) providers, distribution of evidenced-based information, and promotion of provider best-practices to improve immunization coverage rates for persons of all ages. Efforts are directed at reducing missed opportunities to vaccinate and continuous efforts to identify and address disparities in race, ethnicity, and socioeconomic factors adversely impacting the immunization status of persons in Kansas. Supported by state and federal funds, KIP distributes vaccines through the federal Centers for Disease Control and Prevention VFC and 317 Programs to enrolled local health departments, private providers, hospitals, and pharmacies for administration to children, adolescents and certain eligible adults who might not otherwise be vaccinated because of inability to pay. KIP provides technical assistance and training for public and private vaccine providers, and targets resources to areas of need. KIP has developed the statewide Kansas immunization information system, KSWebIZ, to consolidate and maintain immunization records for all Kansas citizens, and to support healthcare providers who administer vaccines

The **Local Public Health Program** (LPH) goals are to strengthen the capacity and capabilities of all Kansas local health departments (LHDs) by providing technical assistance, funding, workforce development, and connections to essential resources. LPH also fosters coordination and collaboration among the Kansas Department of Health and Environment (KDHE), LHDs, universities, and other public health system partners. The section includes six regional public health specialists (PHSs), the Kansas Grant Management System (KGMS) -- through which local health departments and other organizations apply for and manage more than $30 million in funding annually – and KansasTRAIN, the statewide learning management system that supports workforce development across Kansas. Together, these resources provide a centralized support structure for Kansas' decentralized public health system, ensuring local health departments have the tools, expertise, and partnerships needed to serve their communities effectively. This work is fundamental to the success of both KDHE and the state's public health system.

LPH provides a wide range of core services that benefit both KDHE and Kansas local health departments. These include administering and overseeing more than $5 million in annual State Formula funding; publishing the monthly *Public Health Connections* newsletter; conducting a triennial workforce assessment to guide workforce development efforts; facilitating 24 in-person regional meetings each year to promote collaboration, learning, and information sharing; coordinating the annual Kansas Governor's Public Health Conference; providing accreditation and reaccreditation support; maintaining the Kansas Public Health Directory; and managing the Kansas Public Health Calendar, a statewide resource that keeps public health professionals informed of meetings, training opportunities, and conferences. By integrating funding, workforce development, technical assistance, and statewide communication within a single section, LPH helps ensure that all 100 Kansas local health departments, regardless of size or location, have equitable access to the resources, expertise, and partnerships needed to protect and improve the health of their communities. At the core of the Local Public Health (LPH) Program is a team of six public health specialists (PHSs) strategically located throughout the regions they serve. These specialists are experienced public health professionals, including nurses and former local health department (LHD) leaders, who provide individualized technical assistance and support to LHDs. Their work includes helping navigate leadership challenges, mentoring new administrators, assisting with workforce and staffing issues, collaborating with county commissioners and boards of health, and serving as a liaison between LHDs and KDHE. By providing a consistent, responsive point of contact, the PHS team delivers tailored support that reflects the unique needs of each local health department and the communities they serve.

The **Special Supplemental Nutrition Program for Women, Infants and Children Section (WIC)** aims to improve the health status and nutritional well-being of Kansans through administration of the federally funded WIC program. WIC is a preventative public health program that works to improve the nutritional wellbeing and health status of women who are pregnant, postpartum, or breastfeeding, infants up to age one and children up to age five. Services are accessed through 63 KDHE contracted WIC agencies and 5 sub-agencies with 103 clinics located in county health departments and community health clinics. Services include a nutritional status assessment, client directed nutrition counseling including breastfeeding promotion and support, access to healthy foods to supplement participant’s diet, and referrals to needed health services such as immunizations, lead screening, and smoking cessation resources.

WIC stakeholders include local clinic staff (registered dietitians, registered nurses, other nutrition staff, and administrative support), health care professionals, 324 approved retail grocery stores and their staff. WIC supports breastfeeding for infant feeding and promotes healthy eating and increased physical activity using evidence-based techniques and strategies. By providing nutritious foods, the WIC program helps to ensure full-term, healthy-weight babies. Most WIC participants are also enrolled in Medicaid. WIC helps prevent more serious and costly health complications thus avoiding Medicaid expenditures. WIC provides education materials on the topics of breastfeeding, healthy eating, child development, and physical activity to thousands of WIC caregivers. These materials are used to support positive behaviors and improve the health status of WIC recipients and their families. Additionally, the WIC program gathers objective data on the health of WIC clients by monitoring pregnancy weight gain, breastfeeding rates, infant and child growth, hemoglobin status, and overweight and obesity incidence to measure health trends and health improvement in WIC

recipients. WIC invests in Public Health workforce development by sponsoring high-quality public health, nutrition, and breastfeeding training for local agency WIC staff and other health professionals. In addition to its public health impact, the WIC program supports the Kansas economy by employing over 400 local WIC staff throughout the state. WIC annually impacts local economies and hundreds of Kansas grocery stores and their employees by purchasing more than $46 million in nutritionally sound food.

FY 2026 Achievements:

1. The Immunization Program hosted the Kansas Immunization Conference in May 2026 with more than 220 attendees. Immunization professionals and partners from across the state took part in continuing education sessions, panel discussions, and presentations from guest speakers. The theme, "Be the Beacon: Illuminating the Path to Prevention," focused on strengthening immunization practices, supporting frontline providers, and the importance of vaccines in protecting Kansas communities.

2. The Immunization Program's Regional Immunization Nurses and KSWebIZ trainers completed 314 technical assistance visits with enrolled Vaccines for Children and Vaccines for Adults providers, including local health departments. Visits included education, training, and compliance support related to vaccine storage and handling, inventory and vaccine management, administration practices, and accurate documentation of vaccine doses in KSWebIZ.

3. Supplemental Nutrition for Women, Infants, and Children (WIC):
   a. The FY26 monthly average participation to date is 48,470.
   b. Compared to the FY25 monthly average participation of 49,320, FY26 participation is lower by 850 participants, representing a 1.72% decrease.
   c. Children are the largest participant group, accounting for approximately 58.3% of total participants in FY26.

4. The Local Public Health (LPH) Section was critical in supporting the 100 local health departments (LHDs) in Kansas. Specific efforts included:

   a. The 2026 Governor's Public Health Conference in Wichita brought together 506 public health professionals for the general sessions and 443 participants for two preconference sessions, providing timely education, networking, and best-practice sharing. A preconference focused on shared services attracted 257 participants, demonstrating strong interest in collaborative approaches among Kansas local health departments. With 100 local health departments serving communities of vastly different sizes and resources, shared services allow departments to work together by sharing staff expertise, specialized services, administrative functions, and purchasing power. This collaboration helps smaller and resource-limited health departments provide services that might otherwise be unavailable, improves

efficiency, reduces duplication, and strengthens the overall public health system while making the most of limited taxpayer dollars. LPHP is working with partners to implement shared services initiatives with multiple health departments across the state.

b. LPH played a critical role in the design and implementation of Pulse of Public Health: A Commissioner's Guide, which is a three-part virtual training series designed for county commissioners and other county leaders. These short, high-impact sessions provide essential knowledge on the importance of public health, statutory responsibilities, and how strong governance supports thriving communities. Topics included the value of public health (April 17, 2026), what is your role on a local board of health (June 12, 2026) and public health funding (July 24, 2026). There were 59 attendees for the first session with 99 additional participants viewing the recording and 27 attendees for the second session with 54 additional participants viewing the recording. Evaluation results: 84% of attendees were satisfied or very satisfied with the sessions; 100% agreed that attending the session would make them a more effective county commissioner.

c. LPH administered the State Formula funding program for all 100 Kansas local health departments, overseeing the application process, grant awards, and required reporting for $5,663,743 in annual legislative appropriations. When Wichita State University was no longer able to provide data collection and analysis due to funding constraints, the University of Kansas School of Medicine (KUMC), an existing partner, expanded its support to assume these critical responsibilities. The KUMC now provides these services in-kind, ensuring uninterrupted support for the State Formula program while generating cost savings for KDHE by leveraging an existing partnership.

d. LPH provided coordinated public health support for disease outbreaks and disaster response, including the Southwest Kansas measles outbreak, Wyandotte County tuberculosis response, and tornado recovery efforts in Linn, Miami, and Franklin counties.

e. LPH partnered with the Bureau of Family Health to enhance Family Planning program oversight by leveraging the clinical expertise of its public health specialists.

f. Coordinated the Health Officers of Kansas (HOoK) which provides multiple opportunities and venues for county health officers and local health department administrators to receive continuing education and network with each other to better support them in their roles. There is a planning committee with several health officers serving on it and a quarterly meeting that has an average of 48 participants and includes topics such as current infectious disease outbreaks, zoonotic disease, and behavioral health. Each fall, an in-person event is held with free continuing education. There were 37 participants at the September 2025 event. Plans are underway for another in-person event on September 10, 2026.

g. The LPH section oversees a Bureau of Justice Assistance grant for the All Hands on DECK (Drug Endangered Children of Kansas) project which focuses on children found in environments where illegal drugs are manufactured, sold, distributed, or used. To date, the project has funded 29 communities across the state for activities to increase the identification of and improve the response to these children. During this time, the following occurred:
   - A conference was held on April 28, 2026, with 152 attendees. Highlights include a speaker who is in recovery with lived experience related to poverty and substance use as well as panelists with lived experience as a drug endangered child and adoptive parents of DEC.
   - A partnership was formed with Steadman Group to bring Substance Use First Aid (SUFA) to Kansas, which is another resource to better serve families with substance use disorder (general training and training of trainers is being offered); SUFA fills a critical gap in the state's response to substance use by giving everyday professionals and community members practical skills to recognize and respond to substance use concerns before they become crises.
   - A partnership was formed with Learfield to develop and implement an extensive awareness campaign that utilizes social media and other technology-based platforms to share messages.
   - Developed and submitted a competitive grant proposal for the next iteration of the Comprehensive Opioid, Stimulant, and Substance Use Program (COSSUP) through Department of Justice.

Immunizations Section

Objective #1:

Increase vaccination coverage levels of universally recommended vaccines for children and adolescents to reach Healthy People 2030 goals. Target: 90.0% rate for individual antigen and 80.0% rate for combination series; 80.0% rate for individual adolescent antigens.

Strategies for Objective #1:

1. Provide vaccine to immunization program providers, which will allow them to immunize a greater number of patients.
2. Work with schools and childcare programs/providers to assure compliance with immunization requirements for attendance.
3. Perform immunization assessments for VFC Providers for the 24-35 months old and at kindergarten entry; and provide recommendations to increase coverage rates and avoid missed opportunities.

4. Identify provider best practices aimed at improving vaccine coverage rates, reducing missed opportunities and assess for applicability to all VFC providers.
5. Provide evidenced-based information to immunization providers, parents and communities promoting age-appropriate immunizations.

OUTCOME MEASURES

% Kindergarten Survey of immunization rates:	Actual 2024	Actual 2025	Actual 2026*	Estimated 2027	Estimated 2028
DTaP5 – Polio4 – MMR2 - HepB3– Varicella2	86.7	87.0	Unavailable Unavailable	87.5	88.0
DTAP5	90.2	90.3	Unavailable	90.8	91.3
Polio4	91.7	92.0	Unavailable	92.5	93.0
MMR2	90.2	90.6	Unavailable	91.1	91.6
HepB3	96.3	96.5		96.5	96.5
Hib3	88.4	88.5	Unavailable	90.0	90.5
Varicella 2	89.6	89.7	Unavailable	90.2	90.7
PCV4	80.2	79.6	Unavailable	80.1	80.6
HepA2	93.9	93.7	Unavailable	94.2	94.7

*Anticipated data release September 2026 due to delays with the vendor.

OUTPUT MEASURES

	Actual 2024	Actual 2025	Actual 2026	Estimated 2027	Estimated 2028
# of Active VFC Providers	320	318	320	325	330
# of vaccine doses distributed thru the Immunization Program	589,716**	487,483	442,721	445,000	450,000
# of technical assistance site visits performed	531	415	314	325	350
# of providers enrolled in KSWebIZ	2,256	2,322	1,969	1,900	1,900
% of provider sites that have submitted data to KSWebIZ in the last 6 months	89.0	90.0	77.0%	80.0	85.0
# of schools enrolled in KSWebIZ	1,639	1,898	1,900	1,925	1,925

* Number of KSWebIZ providers dropped due to decrease of temporary clinics providing COVID vaccines

** Decrease in vaccine distribution is due to the ending of the Public Health Emergency and Commercialization of the COVID-19 Vaccine.

Local Public Health Section

Objective #1:

Ensure technical assistance, resources, and training to increase capacity of local public health professionals and agencies.

Strategies for Objective #1:

1. Schedule, plan and facilitate regional public health meetings for local health department administrators.
2. Create and distribute Public Health Connections newsletter.
3. Provide trainings and presentations regarding performance standards, quality improvement, accreditation, workforce, and training plan development.
4. Manage and track data for the KansasTRAIN learning management system.
5. Plan and facilitate the Governor's Public Health Conference.

OUTPUT MEASURES

	Actual 2024	Actual 2025	Actual 2026	Estimated 2027	Estimated 2028
# of quarterly regional public health meetings provided	24	24	24	24	24
# of attendees at quarterly regional public health meetings	160	267	548	275	280
Average # of local health departments represented at regional public health meetings	80	49	63	60	62
# of issues of Public Health Connections publication provided to public health system partners	12	11	12	12	12
# of Kansas TRAIN Learning Management System user/learners to date	160,000	183,439	177,191	190,000	200,000
# new users/learners registered on KS-TRAIN in the most recent fiscal year	11,000	23,439	12,932	15,000	20,000
Average rating of active KDHE-developed, mandatory KansasTRAIN courses	4.5/5 stars (45,000)	4.5/5 stars (51,240)	4.5/5 stars	4.5/5 stars	4.5/5 stars
# of people attending Governor's Public Health Conference	560	526	506	550	560
% of conference participants rating the conference very good or excellent	88.6	79.0	85.6	88.0	90.0

% of conference participants who identified actions they would take to apply information learned from the conference	97.67	95.0	98.8	99.0	99.3
Average number of courses completed by KDHE staff in the most recent fiscal year in KansasTRAIN	4.5	3.6	6.0	5.0	5.5
# of courses completed that are part of a KDHE-sponsored training plan	76,000	85,781	102,326	103,000	105,000
# of Kansas TRAIN users who enrolled in a KDHE-sponsored training plan	9,000	9,784	9,435	9,500	9,750
# of meetings attended by Local Public Health Program staff to serve as liaisons between KDHE, local health departments, and other partner organizations	2,000	2,087	1,956	2,000	2,100
# of organizations funded through the Kansas Grant Management System	500	513	340	350	400
# of KDHE staff using the Kansas Grant Management System	90	108	98	100	110
# of Kansas Grant Management System users at organizations across the state	1,000	513	490	500	520

WIC Section

Objective #1:

Improve access to comprehensive and quality developmental, behavioral, and nutritional services for men, women, mothers, and children, including children with special health care needs, in partnership with providers, families, and communities.

Strategies for Objective #1:

1. Assist mothers and children, including those with special health care needs, with accessing health, developmental, and nutritional services.
2. Strengthen Kansas maternal and child health infrastructure and systems to eliminate barriers to health care and disparities.
3. Increase access to screening, intervention, and referral to treatment for behavioral health services for children, adolescents, and mothers.

	Actual 2024	Actual 2025	Actual 2026	Estimated 2027	Estimated 2028
# of pregnant women participating in WIC services	12,169	12,563	12,001	12,000	12,250
# of breastfeeding women participating in WIC services	6,144	6,492	6,563	6,600	6,750
# of postpartum women participating in WIC services	4,519	4,160	3,990	4,000	4,000
# of infants (birth to age 1) served by WIC	23,432	23,573	22,564	23,700	23,800
# of children (ages 1-5) served by WIC	34,292	34,661	34,442	34,500	34,600
% of mothers who breastfed their infants at 6 months of age (National Immunization Survey, 2021 birth cohort)	61.6	64.9	66.7	67.0	68.4

EXPENDITURE JUSTIFICATION

Account Code 51000 – 51990: Salaries and Wages

Summary: The Bureau of Public Health Services requests funding for 55.80 FTE and 1.00 Non-FTE.

FY 27: Salaries and wages, including approved salary increases, are calculated in accordance with Division of Budget guidelines and cost indices and include longevity bonuses.

FY28: Staffing **c**ontinues at the same level as FY27. Salaries and wages are calculated in accordance with Division of Budget guidelines and cost indices and include longevity bonuses.

Account Code 52000 – 52990: Contractual Services

Summary: This request provides for the operational costs for the work activities of existing staff. It includes costs of maintaining contact with 99 county health departments, many community-based organizations and agencies that are collaborating on disease prevention and control across the state, district offices, state and federal agencies, and the general public. Request also includes costs for mass mailings, including pamphlets and annual statistical reports; regular mailings to local health departments which includes program instructions, manuals, and general correspondence; communication costs including central duplicating; travel; and the shipment of Immunization vaccines. Employees of this bureau travel widely to fulfill job requirements, with many working exclusively in the field.

This request provides for contracts with federal funds for WIC activities.

Account Code 53000 – 53999: Commodities

Summary: This request provides for office, professional and scientific supplies, motor vehicle parts and supplies, fuel, and training materials and supplies. The majority of SGF portion of the request is for vaccines for the Immunization Program.

Account Code 54000: Capital Outlay

Summary: This request provides for the upgrade or replacement of existing computer equipment and/or software.

Account Code 55000: Aid to Local

Summary: This request provides for funding, which will be passed through to local units of government or other eligible agencies. State General Funds are distributed to local units of government or other eligible agencies to make primary and preventive health care services available, accessible, and affordable to medically underserved Kansas residents including low-income, uninsured individuals and those eligible for Medicaid or other medical assistance programs operated by the KDHE's Division of Health Care Finance. State awards are intended to support ongoing operating costs for clinics that serve vulnerable and underserved Kansans. This request provides funding for contracts with local partners, including county health departments, so that staff can ensure that identified individuals receive the necessary medications and school-aged children receive immunizations for preventable diseases. This aids the program in achieving their goal to protect and control the spread of infectious diseases.

This request provides for Aid to Local funding for local partners, including county health departments, which assist the bureau programs with achieving their desired goals.

Account Code 55500: Other Assistance

Summary: This request provides for funding, which will be passed through to local units of government or other eligible agencies. State General Funds are distributed to local units of government or other eligible agencies to make primary and preventive health care services available, accessible, and affordable to medically underserved Kansas residents including low-income, uninsured individuals and those eligible for Medicaid or other medical assistance programs operated by the KDHE's Division of Health Care Finance. State awards are intended to support ongoing operating costs for clinics that serve vulnerable and underserved Kansans. This request provides funding for contracts with local partners, including county health departments,

so that staff can ensure that identified individuals receive the necessary medications and school-aged children receive immunizations for preventable diseases. This aids the program in achieving their goal to protect and control the spread of infectious diseases.

This request also provides funding for nutrition assistance through the WIC program.

406/410 series report

Dept. Name: Public Health Services
Agency Name: Health & Environment--Health
Agency Reporting Level: 21630
Version: 2028-A-02-00264

Date: 09/02/2026
Time: 13:35:21

Division of the Budget
KANSAS

Obj. Code	OBJECTS OF EXPENDITURE	FY 2026 Actuals	FY 2027 Adjusted Budget Request	FY 2028 Adjusted Budget Request	null	null	null
	Salaries and Wages	0	4,731,694	4,988,951	0	0	0
	TOTAL Salaries and Wages	**0**	**4,731,694**	**4,988,951**	**0**	**0**	**0**
52000	Communication	0	97,121	94,556	0	0	0
52100	Freight and Express	0	28,000	28,000	0	0	0
52200	Printing and Advertising	0	138,810	73,500	0	0	0
52300	Rents	0	247,850	146,450	0	0	0
52400	Reparing and Servicing	0	372,895	310,360	0	0	0
52500	Travel and Subsistence	0	39,423	39,244	0	0	0
52510	InState Travel and Subsistence	0	18,442	17,460	0	0	0
52520	Out of State Travel and Subsis	0	13,900	13,900	0	0	0
52600	Fees-other Services	0	314,739	224,708	0	0	0
52700	Fee-Professional Services	0	2,211,205	2,174,148	0	0	0
52900	Other Contractual Services	0	33,900	29,700	0	0	0
	TOTAL Contractual Services	**0**	**3,516,285**	**3,152,026**	**0**	**0**	**0**
53000	Clothing	0	300	300	0	0	0
53400	Maint Constr Material Supply	0	175	175	0	0	0
53500	Vehicle Part Supply Accessory	0	13,625	13,625	0	0	0
53600	Pro Science Supply Material	0	380,879	380,707	0	0	0
53700	Office and Data Supplies	0	23,150	23,150	0	0	0
53900	Other Supplies and Materials	0	6,850	6,850	0	0	0
	TOTAL Commodities	**0**	**424,979**	**424,807**	**0**	**0**	**0**
	TOTAL Capital Outlay	**0**	**42,675**	**42,675**	**0**	**0**	**0**
	SUBTOTAL State Operations	**0**	**8,715,633**	**8,608,459**	**0**	**0**	**0**
55000	Federal Aid Payments	0	14,913,000	14,904,000	0	0	0
55100	State Aid Payments	0	6,055,661	6,258,251	0	0	0
	TOTAL Aid to Local Governments	**0**	**20,968,661**	**21,162,251**	**0**	**0**	**0**
55200	Claims	0	359,944	359,500	0	0	0
55500	State Special Grants	0	23,750,000	23,750,000	0	0	0
	TOTAL Other Assistance	**0**	**24,109,944**	**24,109,500**	**0**	**0**	**0**
	TOTAL REPORTABLE EXPENDITURES	**0**	**53,794,238**	**53,880,210**	**0**	**0**	**0**
77300	Transfers	0	679,560	672,153	0	0	0
	TOTAL Non-Expense Items	**0**	**679,560**	**672,153**	**0**	**0**	**0**
	TOTAL EXPENDITURES	**0**	**54,473,798**	**54,552,363**	**0**	**0**	**0**

BPHS

406/410 series report

Dept. Name: Public Health Services
Agency Name: Health & Environment--Health
Agency Reporting Level: 21630
Version: 2028-A-02-00264

Date: 09/02/2026
Time: 13:35:21

Division of the Budget
KANSAS

Series	Fund Code	FUND/ACCOUNT TITLE	FY 2026 Actuals	FY 2027 Adjusted Budget Request	FY 2028 Adjusted Budget Request	null	null	null
1	1000	0270 OP EXP-INCLD OFF HOS-HLTH	0	105,941	111,552	0	0	0
1	**1000**	**1000 SUBTOTAL for 1000's**	**0**	**105,941**	**111,552**	**0**	**0**	**0**
1	3031	3640 OFFICE OF RURAL HEALTH FDF	0	4,053	4,304	0	0	0
1	**3031**	**3031 SUBTOTAL for 3031's**	**0**	**4,053**	**4,304**	**0**	**0**	**0**
1	3069	3070 MIGRANT HEALTH PRG FDF	0	24,723	26,001	0	0	0
1	**3069**	**3069 SUBTOTAL for 3069's**	**0**	**24,723**	**26,001**	**0**	**0**	**0**
1	3077	3103 WOMEN/INFNT/CHLD HLTH-ST OP	0	1,390,571	1,485,809	0	0	0
1	**3077**	**3077 SUBTOTAL for 3077's**	**0**	**1,390,571**	**1,485,809**	**0**	**0**	**0**
1	3329	3319 HOMELAND SECURITY/PREP	0	63,101	54,433	0	0	0
1	**3329**	**3329 SUBTOTAL for 3329's**	**0**	**63,101**	**54,433**	**0**	**0**	**0**
1	3372	3150 IMMUNIZATION GRANT FDF	0	1,830,019	1,946,693	0	0	0
1	**3372**	**3372 SUBTOTAL for 3372's**	**0**	**1,830,019**	**1,946,693**	**0**	**0**	**0**
1	3616	3210 MAT/CHLD HLTH SVC BLK BRNT FDF	0	64,533	67,760	0	0	0
1	**3616**	**3616 SUBTOTAL for 3616's**	**0**	**64,533**	**67,760**	**0**	**0**	**0**
1	3657	3657 3657 DRG ENDANGERD CHLDRN IN KS FND	0	79,746	83,852	0	0	0
1	**3657**	**3657 SUBTOTAL for 3657's**	**0**	**79,746**	**83,852**	**0**	**0**	**0**
1	3926	3926 3926 STRENGTHEN US PUBLIC HEALTH FD	0	1,121,046	1,181,891	0	0	0
1	**3926**	**3926 SUBTOTAL for 3926's**	**0**	**1,121,046**	**1,181,891**	**0**	**0**	**0**
1	3939	3939 3939 Rural Hlth Transfrm FD	0	47,961	26,656	0	0	0
1	**3939**	**3939 SUBTOTAL for 3939's**	**0**	**47,961**	**26,656**	**0**	**0**	**0**
		1372 TOTAL Salaries and Wages	**0**	**4,731,694**	**4,988,951**	**0**	**0**	**0**
2	1000	0270 OP EXP-INCLD OFF HOS-HLTH	0	138,340	144,863	0	0	0
2	**1000**	**1000 SUBTOTAL for 1000's**	**0**	**138,340**	**144,863**	**0**	**0**	**0**
2	3077	3103 WOMEN/INFNT/CHLD HLTH-ST OP	0	1,470,330	1,470,330	0	0	0
2	3077	3104 WOMEN/INFNT/CHLD HLTH-FOOD	0	101,500	1,500	0	0	0
2	**3077**	**3077 SUBTOTAL for 3077's**	**0**	**1,571,830**	**1,471,830**	**0**	**0**	**0**
2	3329	3319 HOMELAND SECURITY/PREP	0	15,000	14,000	0	0	0
2	**3329**	**3329 SUBTOTAL for 3329's**	**0**	**15,000**	**14,000**	**0**	**0**	**0**
2	3372	3150 IMMUNIZATION GRANT FDF	0	901,983	763,191	0	0	0
2	**3372**	**3372 SUBTOTAL for 3372's**	**0**	**901,983**	**763,191**	**0**	**0**	**0**
2	3616	3210 MAT/CHLD HLTH SVC BLK BRNT FDF	0	3,467	2,485	0	0	0
2	**3616**	**3616 SUBTOTAL for 3616's**	**0**	**3,467**	**2,485**	**0**	**0**	**0**
2	3657	3657 3657 DRG ENDANGERD CHLDRN IN KS FND	0	3,400	0	0	0	0
2	**3657**	**3657 SUBTOTAL for 3657's**	**0**	**3,400**	**0**	**0**	**0**	**0**
2	3750	3750 3750 WIC .NET UPGRADE-ARRA	0	116,510	0	0	0	0
2	**3750**	**3750 SUBTOTAL for 3750's**	**0**	**116,510**	**0**	**0**	**0**	**0**
2	3926	3926 3926 STRENGTHEN US PUBLIC HEALTH FD	0	765,305	755,207	0	0	0
2	**3926**	**3926 SUBTOTAL for 3926's**	**0**	**765,305**	**755,207**	**0**	**0**	**0**
2	7311	7090 GIFTS GRNTS & DNTNS FD-HEALTH	0	450	450	0	0	0
2	**7311**	**7311 SUBTOTAL for 7311's**	**0**	**450**	**450**	**0**	**0**	**0**
		1472 TOTAL Contractual Services	**0**	**3,516,285**	**3,152,026**	**0**	**0**	**0**
3	1000	0270 OP EXP-INCLD OFF HOS-HLTH	0	7,350	7,350	0	0	0
3	1000	0900 VACCINE PURCHASES	0	329,779	329,607	0	0	0
3	**1000**	**1000 SUBTOTAL for 1000's**	**0**	**337,129**	**336,957**	**0**	**0**	**0**

BPHS

406/410 series report

Dept. Name: Public Health Services
Agency Name: Health & Environment--Health
Agency Reporting Level: 21630
Version: 2028-A-02-00264

Date: 09/02/2026
Time: 13:35:21

Division of the Budget
KANSAS

Series	Fund Code	FUND/ACCOUNT TITLE	FY 2026 Actuals	FY 2027 Adjusted Budget Request	FY 2028 Adjusted Budget Request	null	null	null
3	3077	3103 WOMEN/INFNT/CHLD HLTH-ST OP	0	900	900	0	0	0
3	3077	3104 WOMEN/INFNT/CHLD HLTH-FOOD	0	50,000	50,000	0	0	0
3	**3077**	**3077 SUBTOTAL for 3077's**	**0**	**50,900**	**50,900**	**0**	**0**	**0**
3	3372	3150 IMMUNIZATION GRANT FDF	0	36,950	36,950	0	0	0
3	**3372**	**3372 SUBTOTAL for 3372's**	**0**	**36,950**	**36,950**	**0**	**0**	**0**
		1522 TOTAL Commodities	**0**	**424,979**	**424,807**	**0**	**0**	**0**
4	1000	0270 OP EXP-INCLD OFF HOS-HLTH	0	6,000	6,000	0	0	0
4	**1000**	**1000 SUBTOTAL for 1000's**	**0**	**6,000**	**6,000**	**0**	**0**	**0**
4	3077	3103 WOMEN/INFNT/CHLD HLTH-ST OP	0	525	525	0	0	0
4	**3077**	**3077 SUBTOTAL for 3077's**	**0**	**525**	**525**	**0**	**0**	**0**
4	3372	3150 IMMUNIZATION GRANT FDF	0	36,150	36,150	0	0	0
4	**3372**	**3372 SUBTOTAL for 3372's**	**0**	**36,150**	**36,150**	**0**	**0**	**0**
		1552 TOTAL Capital Outlay	**0**	**42,675**	**42,675**	**0**	**0**	**0**
8	1000	0350 AID TO LOCAL UNITS	0	5,663,743	5,663,743	0	0	0
8	1000	0900 VACCINE PURCHASES	0	0	202,590	0	0	0
8	1000	1400 IMMUNIZATION PROGRAMS	0	391,918	391,918	0	0	0
8	**1000**	**1000 SUBTOTAL for 1000's**	**0**	**6,055,661**	**6,258,251**	**0**	**0**	**0**
8	3077	3104 WOMEN/INFNT/CHLD HLTH-FOOD	0	14,629,000	14,629,000	0	0	0
8	**3077**	**3077 SUBTOTAL for 3077's**	**0**	**14,629,000**	**14,629,000**	**0**	**0**	**0**
8	3372	3150 IMMUNIZATION GRANT FDF	0	275,000	275,000	0	0	0
8	**3372**	**3372 SUBTOTAL for 3372's**	**0**	**275,000**	**275,000**	**0**	**0**	**0**
8	3750	3750 3750 WIC .NET UPGRADE-ARRA	0	9,000	0	0	0	0
8	**3750**	**3750 SUBTOTAL for 3750's**	**0**	**9,000**	**0**	**0**	**0**	**0**
		1612 TOTAL Aid to Locals	**0**	**20,968,661**	**21,162,251**	**0**	**0**	**0**
9	1000	1400 IMMUNIZATION PROGRAMS	0	5,944	5,500	0	0	0
9	**1000**	**1000 SUBTOTAL for 1000's**	**0**	**5,944**	**5,500**	**0**	**0**	**0**
9	3077	3103 WOMEN/INFNT/CHLD HLTH-ST OP	0	77,000	77,000	0	0	0
9	3077	3104 WOMEN/INFNT/CHLD HLTH-FOOD	0	23,827,000	23,827,000	0	0	0
9	**3077**	**3077 SUBTOTAL for 3077's**	**0**	**23,904,000**	**23,904,000**	**0**	**0**	**0**
9	3372	3150 IMMUNIZATION GRANT FDF	0	200,000	200,000	0	0	0
9	**3372**	**3372 SUBTOTAL for 3372's**	**0**	**200,000**	**200,000**	**0**	**0**	**0**
		1652 TOTAL Other Assistance	**0**	**24,109,944**	**24,109,500**	**0**	**0**	**0**
92	3077	3103 WOMEN/INFNT/CHLD HLTH-ST OP	0	90,000	90,000	0	0	0
92	3077	3104 WOMEN/INFNT/CHLD HLTH-FOOD	0	7,407	0	0	0	0
92	**3077**	**3077 SUBTOTAL for 3077's**	**0**	**97,407**	**90,000**	**0**	**0**	**0**
92	3329	3319 HOMELAND SECURITY/PREP	0	13,300	13,300	0	0	0
92	**3329**	**3329 SUBTOTAL for 3329's**	**0**	**13,300**	**13,300**	**0**	**0**	**0**
92	3372	3150 IMMUNIZATION GRANT FDF	0	568,853	568,853	0	0	0
92	**3372**	**3372 SUBTOTAL for 3372's**	**0**	**568,853**	**568,853**	**0**	**0**	**0**
		1692 TOTAL Non-Expense Items	**0**	**679,560**	**672,153**	**0**	**0**	**0**
		1692 TOTAL All Funds	**0**	**54,473,798**	**54,552,363**	**0**	**0**	**0**

BPFS

406/410 series report

Dept. Name: Public Health Services
Agency Name: Health & Environment--Health
Agency Reporting Level: 21630
Version: 2028-A-02-00264

Date: 09/02/2026
Time: 13:35:21

Division of the Budget
KANSAS

Fund Code	FUND/ACCOUNT TITLE	FY 2026 Actuals	FY 2027 Adjusted Budget Request	FY 2028 Adjusted Budget Request	null	null	null
0270	OP EXP-INCLD OFF HOS-HLTH	0	257,631	269,765	0	0	0
0350	AID TO LOCAL UNITS	0	5,663,743	5,663,743	0	0	0
0900	VACCINE PURCHASES	0	329,779	532,197	0	0	0
1400	IMMUNIZATION PROGRAMS	0	397,862	397,418	0	0	0
1000	**SUBTOTAL STATE GENERAL FUND**	**0**	**6,649,015**	**6,863,123**	**0**	**0**	**0**
3640	OFFICE OF RURAL HEALTH FDF	0	4,053	4,304	0	0	0
3031	**SUBTOTAL 93.913-RURAL HEALTH OFFICE OPS**	**0**	**4,053**	**4,304**	**0**	**0**	**0**
3070	MIGRANT HEALTH PRG FDF	0	24,723	26,001	0	0	0
3069	**SUBTOTAL CONSOLIDATED HLTH CTRS**	**0**	**24,723**	**26,001**	**0**	**0**	**0**
3103	WOMEN/INFNT/CHLD HLTH-ST OP	0	3,029,326	3,124,564	0	0	0
3104	WOMEN/INFNT/CHLD HLTH-FOOD	0	38,614,907	38,507,500	0	0	0
3077	**SUBTOTAL 10.557-SPC SUP NUTR-WM/INF/CHD**	**0**	**41,644,233**	**41,632,064**	**0**	**0**	**0**
3319	HOMELAND SECURITY/PREP	0	91,401	81,733	0	0	0
3329	**SUBTOTAL PUB HLTH EMER PREP**	**0**	**91,401**	**81,733**	**0**	**0**	**0**
3150	IMMUNIZATION GRANT FDF	0	3,848,955	3,826,837	0	0	0
3372	**SUBTOTAL 93.268-IMMUNIZATION GRNT**	**0**	**3,848,955**	**3,826,837**	**0**	**0**	**0**
3210	MAT/CHLD HLTH SVC BLK BRNT FDF	0	68,000	70,245	0	0	0
3616	**SUBTOTAL 93.994-MATRNL/CHLD HLTH SVC**	**0**	**68,000**	**70,245**	**0**	**0**	**0**
3657	DRG ENDANGERD CHLDRN IN KS FND	0	83,146	83,852	0	0	0
3657	**SUBTOTAL DRG ENDANGERD CHLDRN IN KS FND**	**0**	**83,146**	**83,852**	**0**	**0**	**0**
3750	WIC .NET UPGRADE-ARRA	0	125,510	0	0	0	0
3750	**SUBTOTAL WIC GRNTS TO STATES**	**0**	**125,510**	**0**	**0**	**0**	**0**
3926	STRENGTHEN US PUBLIC HEALTH FD	0	1,886,351	1,937,098	0	0	0
3926	**SUBTOTAL STRENGTHEN US PUBLIC HEALTH FD**	**0**	**1,886,351**	**1,937,098**	**0**	**0**	**0**
3939	Rural Hlth Transfrm FD	0	47,961	26,656	0	0	0
3939	**SUBTOTAL Rural Hlth Transfrm FD**	**0**	**47,961**	**26,656**	**0**	**0**	**0**
7090	GIFTS GRNTS & DNTNS FD-HEALTH	0	450	450	0	0	0
7311	**SUBTOTAL GIFTS GRNTS & DNTNS FD-HEALTH**	**0**	**450**	**450**	**0**	**0**	**0**
1938	**TOTAL MEANS OF FUNDING**	**0**	**54,473,798**	**54,552,363**	**0**	**0**	**0**

BPHS

Overview of Program

Mission: Through partnerships with communities, we promote healthy behaviors, systems, and environmental changes to prevent chronic diseases and injuries and improve the health and well-being of all Kansans.

The **Bureau of Health Promotion (BHP)** provides leadership to prevent and lessen the effects of chronic disease, injury, and violence on Kansans. The bureau is a respected source for proven interventions, data, evaluation, and technical support connected to the prevention and control of chronic disease, injury, violence, and substance use disorder. BHP uses a data-driven prevention framework to improve the health outcomes and quality of life of Kansas residents, which ultimately reduces disease and premature death in the Kansas population. The bureau actively pursues resources through partnerships to respond to the state's leading health problems in the areas of heart disease, cancer, dementias, unintentional injuries, sexual violence, suicide, opioid misuse, tobacco use, obesity, stroke, and diabetes. Additionally, the Bureau is recognized for its role in collecting and analyzing surveillance data related to health behaviors and disease. Bureau initiatives strive to make the healthy choice the easy choice for the Kansas population through collaboration with partners, including local health departments, health agencies, behavioral health centers, communities, faith-based groups, universities, health care systems, and non-profit and private sector entities.

The bureau has eight sections that work collaboratively to deliver effective, highly integrated chronic disease and injury prevention programs. The bureau's Preventive Health and Health Services Block Grant funding supports ten programs, including Community Health Worker (CHW), Unintentional Injury Prevention, Tobacco Use Prevention, Obesity in children and adults, Unintentional Injury in older adults, Safe Kids Kansas, Palliative Care, School-based Data Collection, Suicide Prevention, and Sexual Violence Prevention programs. Additionally, per legislation enacted in 2024, the bureau will develop standards for Cardiac Emergency Response Plans and collect the plans developed by school boards across the state. The Bureau of Health Promotion Director's Office coordinates cross-bureau and cross-agency activities. It supports the sections through chronic disease and injury epidemiology, evaluation and surveillance, communications, media, contract management, and other program support.

The **Community Health Promotion Section** supports state and local partners in implementing primary prevention strategies to reduce the prevalence of chronic disease with a specific focus on tobacco use prevention and cessation, and promotion of physical activity and healthy eating. This section provides health education, technical assistance, and funding to assist community leaders in counties across Kansas as they implement proven environmental approaches, policy improvements, and systems changes that reinforce healthy choices and healthy behaviors. Primary prevention strategies have broad reach and make it easier for Kansans to take charge of their health. This results in healthier students in our schools, healthier employees in our worksites, and a healthier population in our health care system.

The **Cancer Section** advances statewide cancer prevention and control through strategic partnerships with health systems, health care providers, community-based organizations, local public health departments. These partnerships expand access to breast and cervical cancer screening and education for eligible low-income Kansans who are uninsured or underinsured and not Medicaid eligible, while supporting coordinated cancer prevention, early detection, survivorship, and quality improvement efforts across the state. The Comprehensive Cancer Control Program, Early Detection Works (EDW) Breast and Cervical Cancer Screening and Diagnostic Program, and Kansas Cancer Registry collaborate with clinical and community partners to strengthen the delivery and utilization of evidence-based preventive services. Through these coordinated efforts, the Cancer Section supports implementation of quality improvement initiatives and evidence-based interventions that improve early detection of breast, cervical, colorectal, and lung cancers that delivers technical assistance to integrate tobacco, chronic disease management, smoking cessation and cancer screening services into clinical workflows.

In Spring 2025, the Early Detection Works (EDW) Program integrated the WISEWOMAN Program into its chronic disease screening model. This integration leveraged EDW's established provider network and trusted patient relationships to create a more comprehensive, patient-centered approach to preventive care while strengthening operational efficiencies and long-term program sustainability. Through this integrated model, eligible WISEWOMAN participants receive cardiovascular risk assessments, health education, and lifestyle interventions during or shortly after their cancer screening appointments, reducing barriers to care and improving access to coordinated preventative health services.

The **Substance Use Disorder (SUD) and Overdose (OD) Prevention Section** manages the Kansas Overdose Data to Action (KS OD2A) grant. Work done under this funding opportunity has improved the quality and timeliness of data on fatal and nonfatal drug overdose, which allows communities to utilize data to inform SUD/overdose prevention activities across the state. KS OD2A aims to increase comprehensiveness and timeliness of surveillance data; build state and local capacity for public health programs; make the Prescription Drug Monitoring Program (PDMP) easier to use and access; and work with health systems, insurers, and communities to improve opioid prescribing and SUD education/treatment. KS OD2A also coordinates its efforts with other state and federal agencies to advance existing prevention efforts, such as naloxone training, and to implement new ones, such as the use of ODMAP, to benefit the state as a whole. Within the OD2A grant, a major surveillance component is State Unintentional Drug Overdoes Reporting System (SUDORS), which collects information regarding unintentional and undetermined intent drug overdose deaths. It combines various data sources, including death certificates, medical examiner and coroner reports, and law enforcement reports to provide insight into the circumstances surrounding overdose deaths, which are then used to drive the prevention efforts across the state.

The **Health Integration and Promotion Section (HIP)** works to facilitate a connection between clinical and community settings to improve health outcomes across the state. HIP works with Kansas health systems to support clinical quality improvement initiatives to prevent and reduce chronic disease as well as improve overall quality of care. Quality improvement initiatives include the implementation of interdisciplinary team-based care, the incorporation of non-physician team members, increased education about prediabetes, hypertension, and/or high blood cholesterol, and education

on referral programs. Activities also support the development and promotion of state and local networks of evidence-based programs for chronic disease prevention and management, such as the National Diabetes Prevention Program, Walk With Ease, Older Adult Falls Prevention, and the Healthy Heart Ambassador Program. These interventions ensure that Kansans with or at high risk for chronic diseases have access to high-quality community resources to best help them manage their conditions or disease risk. HIP works with clinical and community partners to build networks and capacity to address multi-factors of health-related barriers. Chronic disease focus areas within HIP include Cardiovascular Health, Diabetes and Diabetes Prevention, Chronic Disease Self-Management, and Alzheimer's Disease and related dementias. Additionally, HIP hosts the Kansas Cardiac Arrest Registry to Enhance Survival (CARES) which is a registry tool designed to help communities determine standard outcome measures for out-of-hospital cardiac arrest (OHCA), allowing for local quality improvement efforts and benchmarking capability to improve care and compare EMS system performance to de-identified aggregate statistics at the local, state, and national level.

The **Injury and Violence Prevention Section** works with state and local partners to support injury and violence surveillance and prevention that will reduce the burden of unintentional and intentional injury among Kansans. The section relies on a public health approach to injury and violence prevention to identify and define problems, identify risk and protective factors, implement prevention strategies and assure widespread adoption of effective strategies. Focus areas of this section include Safe Kids Kansas (prevention of unintentional injury of children), Sexual Violence Prevention and Education, Kansas Violent Death Reporting System (report gathering and circumstance analysis for suicide, homicide, legal intervention, unintentional firearm, and undetermined intent deaths), the Essentials for Childhood Initiative (prevention of child abuse and neglect), the Implementation of Zero Suicide in Health Systems (focuses on those age 25+ years of age), and the Core State Injury Prevention Program (focus on prevention of adverse childhood experiences, traumatic brain injuries, motor vehicle crashes and youth suicide).

The **Community Health Initiatives Section** supports and advances cross-cutting and special projects that seek to improve health outcomes and quality of care throughout Kansas. This section addresses emerging public health needs through innovative initiatives, state and community partnerships, and internal collaboration. The Section houses the Preventive Health and Health Services Block Grant (PHHSBG), the Community Health Worker (CHW) Unit, and a couple of special projects, including Cardiac Emergency Response Plans (CERP) and the Healthcare Upskilling and Training (HCUT) Grant Program. The bureau's PHHSBG funding supports ten programs, including CHW, Unintentional Injury Prevention, Tobacco Use Prevention, Obesity in children and adults, Unintentional Injury in older adults, Safe Kids Kansas, Palliative Care, School-based Data Collection, Suicide Prevention, and Sexual Violence Prevention programs. The CHW Unit promotes and supports CHW work across the state. Activities support training and deploying CHWs to work in both clinic and community settings as members of integrated care teams. Technical assistance is provided to healthcare organizations across the state that are implementing CHW teams within their settings to improve overall health outcomes, reduce barriers to care, and link vulnerable community members to social services. Annually, KDHE affirms the curriculum necessary for CHW certification and recertification, and reviews applications from organizations applying to deliver the approved curriculum. Additionally, the CHW Unit houses the Rural Health Transformation Program's Community Health Worker + Accountable Food Is Medicine (CHW+AFIM)

Initiative. The CHW+AFIM initiative seeks to improve health outcomes among rural Kansans by integrating CHWs into clinical settings to deliver AFIM interventions, strengthen the food infrastructure, and address upstream drivers of health. The CERP program, per legislation enacted in 2024, is also managed by this section. The bureau has developed standards for CERPs, monitors technical assistance requests, and collects the plans developed by school boards across the state. Finally, the HCUT Grant Program was available through June 30, 2026, with funds provided by the Kansas Legislature to support Kansas health systems, hospitals, and long-term care organizations in providing specialized training and upskilling opportunities designed to improve access to care and organizational efficiency. Funding for the HCUT project ended in June 2026.

The **Population Health Strategies Section** manages the Kansas Behavioral Risk Factor Surveillance System (KS BRFSS) and, as of August 2024, two school-based surveys formerly administered by Kansas Department of Education, Youth Risk Behavior Survey (YRBS), School Health Profiles (Profiles). KS BRFSS and YRBS are significant sources of population-based public health data describing the health status and health risk behaviors of Kansas adults (BRFSS) and youth (YRBS). All survey data is anonymous. BRFSS data is collected by a highly efficient survey team at KDHE. YRBS and School Health Profile data are collected through the program coordinator from participating school districts which are selected through random sampling protocols. KDHE epidemiologists analyze the data and assist partners with data analysis and use at the state, regional and county levels.

FY 2026 Achievements:

1. **Community Health Worker** programs have been integrated into many different healthcare organizations across Kansas. KDHE's CHW Section is working with these programs on vital aspects of CHW sustainability, such as reimbursement. There have been at least 8 programs who have billed and received payment for Medicaid CHW services and 2 programs for Medicare CHI services, with multiple claims being paid. Certification for CHWs is required for billing, there are now 419 certified CHWs in Kansas. KDHE CHW Section has been working on expanding the providers of the CHW curriculum in English and Spanish. In 2026, KDHE collaborated with four correctional facilities to train, educate and certify CHWs with experience in justice-involvement. The Topeka Correctional Facility Clinic employed five CHWs, who have assisted a total of 954 patients, in a culmination of 28,228 services. These services include health assessments, ongoing health education, peer support, colonoscopy preparation, ultrasound preparation, education on clinic processes and procedures, appointment scheduling management and more. Since the implementation of CHWs to the clinic, there has been an overall decrease in missed appointments and medical encounters by 75%. Two additional CHWs are currently employed at a community-based organization through the facility's work-release program.

2. **Early Detection Works (EDW)** numbers: nearly 7050 patients are projected to be served in FY2026 for breast or cervical cancer screening/diagnostic services. The Kansas Cancer Partnership (KCP) is undergoing a strategic restructuring to strengthen alignment with the

Kansas Cancer Control Plan while enhancing partner engagement, collaboration, and collective impact. As part of this transition, KCP is implementing a roundtable model that establishes dedicated Breast, Colorectal, and Lung Cancer Roundtables. These multidisciplinary forums are designed to convene subject matter experts, healthcare providers, public health professionals, and community partners to coordinate evidence-based strategies that advance cancer prevention, early detection, treatment, and survivorship across Kansas.

The Kansas Radon Project remains a core component of the state's lung cancer prevention strategy by increasing access to free, at-home radon test kits for Kansas residents. Since September 2025, the program has distributed 701 test kits statewide, expanding opportunities for residents to assess radon exposure. Among returned kits, 60% identified radon concentrations at or above the U.S. Environmental Protection Agency (EPA) action level of 4.0 pCi/L, with an average measured level of 12 pCi/L. The current kit return rate of 34% demonstrates meaningful community engagement while also identifying an opportunity to strengthen follow-up outreach and increase participation in testing and mitigation activities. These findings reinforce the importance of sustained investment in radon awareness, testing, and mitigation as key components of Kansas's comprehensive lung cancer prevention efforts.

3. Farmers markets are integral to regional food systems, local economies, and social networks which contribute to better health. During FY2026, during the farmers market season (2025) a total of 207 Kansas farmers participated in the **Kansas Senior Farmers Market Nutrition Program (KSFMNP)**. The KSFMNP provided funding to serve 3,035 low-income senior participants in 60 selected counties and 2 Native American Tribes. Participating seniors receive $50 worth of benefits, that allow them to purchase fresh fruits, vegetables, herbs, and honey directly from local Kansas farmers.

4. A partnership with the KDHE Maternal, Infant, and Early Child Health Home Visiting program identified a need for motivational interviewing training with a focus on tobacco dependency treatment. KDHE Community Health Promotion, Maternal, Infant, and Early Childhood Home Visiting Program, and the University of Kansas Medical Center collaborated to hold a motivational interviewing training session at the quarterly KDHE Maternal, Infant, and Early Childhood Home Visiting Program all-staff training event. The skills gained from the training will enable the home visitor staff to effectively engage and support their clients who use tobacco/nicotine products with the goal of achieving improved health outcomes for the mother, child, and other individuals who reside in the home. Seventy-one Home Visiting staff from across the state participated in the training.

   Resist: Youth in Action Regional Summits brought together youth leaders and adult supporters from across Kansas for three regional events focused on leadership, community action, and youth tobacco and nicotine prevention. Held in Overland Park, Wichita, and Garden City, the

Summits featured interactive workshops, peer collaboration, and connections with local leaders and experts, enabling participants to strengthen their knowledge, develop practical skills, and create plans to address commercial tobacco and nicotine use in their schools and communities. The regional format expanded access, allowing approximately 300 young people from across the state to participate in meaningful, youth-led learning and action.

Sixty scholarships were awarded to complete the Support for Tobacco Recovery training hosted by the University of Kansas Medical Center. There are eight 15-20-minute training modules with both audio and visuals supporting Kansans on their tobacco recovery journey. The course addresses the stigma surrounding tobacco and vape use and why tobacco recovery is important. Professionals learn how to meet people where they are, avoid confrontation, listen actively, and provide up-to-date information and effective treatment resources. A Spanish-language version of the training was launched in late June 2026 to reach Spanish-speaking professionals. This is the first online Spanish language tobacco dependency treatment training to be launched in Kansas.

5. KDHE awarded 15 Kansas communities through the **Physical Activity and Nutrition (PAN)** Program to improve opportunities for physical activity and access to healthy foods during FY2026, including: adoption and implementation of master plans for pedestrian, bicycle, and trails facilities, placing wayfinding signage, the passing of complete streets and other pedestrian-friendly policies, implementing safe routes to school programs, implementing creative placemaking plans to increase active transportation, beautify communities, and revitalize local economies, and establishing food policy councils to improve food access through decreased food waste and increased food donations. These efforts provide greater opportunities for physical activity and healthy eating among youth and adults in communities across the state.

6. Motor vehicle crash injuries and deaths and their associated costs are preventable through proven, effective strategies such as child passenger safety seat distribution and education programs. In 2025, the **Safe Kids Kansas Buckle Up** program checked 1,108 child safety seats at 167 local events and distributed 950 child safety seats and booster seats to low-income families. The Buckle Up program has been credited with saving 46 lives in Kansas since it was implemented in 1998.

7. The **Kansas Behavioral Risk Factor Surveillance System (BRFSS)** completed 9,912 (8,741 full completes; 1,171 partial completes) interviews with adult Kansans in 2025 to collect population-based data on public health topics. Results from this allowed for state and some regional data analysis. Kansas BRFSS focused heavily on having a presence both stateside and beyond. Program Manager and Section Director were part of a panel presentation at the 2026 Governor's Public Health Conference to talk about public health data, its importance, hurdles in it, and the potential future of data collection and analysis. Program Manager also presented at the plenary session of the CDC BRFSS conference in Atlanta about the value of in-house data collection compared to contracting out data collection operations. The BRFSS team is exploring multiple sources of funding to diversify sources and looking at funding possibilities for a new epidemiologist.

8. KDHE completed their first year of biennial data collection for the **School Health Profiles survey (Profiles)** program. We learned about the process, develop communication materials that we will be able to use in the future. We continue to build relationships with school districts and school administrators that we will continue to develop as we move forward with future data collection. We are excited to report that for the Principal survey we were able to reach 70%, which is required for a weighted data-set; we reached 61% for the Health Educator survey, which is slightly below the 70% threshold, but with our sample size at over 50% of the schools across the state, we believe there will be enough completed surveys collected for a weighted data-set for this survey. This was accomplished in our first year conducting this survey.

9. The **Health Integration and Promotion (HIP)** Team initiated statewide implementation of the **Cardiac Arrest Registry to Enhance Survival (CARES)** database. Once complete, approximately 150 EMS agencies across Kansas will report data to CARES, providing a statewide system to improve surveillance, measure outcomes, and support quality improvement efforts for out-of-hospital cardiac arrest. The Alzheimer's and Dementia program developed the Alzheimer's Disease and Related Dementia Strategic Plan for Kansas and continues to update and supply local partners with the resource guide called 'Kansas Dementia Road Map: A Guide for People Impacted by Dementia'. The **Kansas Diabetes (DB)** Program, in partnership with the Medical Society of Sedgwick County and clinical partners across the state, implemented quality improvement initiatives to improve diabetes outcomes. Seven participating clinics reduced the percentage of patients with uncontrolled diabetes (A1c > 9%) with one clinic reducing its rate of uncontrolled A1c from 50.6% to 36.5%, demonstrating the impact of evidence-based clinical quality improvement strategies.

   The **Kansas Cardiovascular Disease (CVD)** and DB programs installed 19 blood pressure and diabetes risk screening stations across Kansas, increasing opportunities for residents to identify risk factors. In addition, the CVD program trained 24 new Healthy Heart Ambassadors to deliver self-measured blood pressure education and support within their communities. The CVD Program, in collaboration with community partners, conducted more than 700 blood pressure screenings at events, including mobile health clinics, farmers markets, and community education events. To further improve hypertension management, the CVD Program partnered with UnitedHealthcare insurance plans to expand access to home blood pressure monitors and encourage eligible members to participate in evidence-based self-measured blood pressure monitoring programs. These efforts support earlier identification and better management of hypertension, helping reduce the risk of heart attack, stroke, and other cardiovascular complications. The Chronic Disease Self-Management Program trained 6 new leaders and the Falls Prevention program - Stepping On, had a participant completer rate of 91%.

10. Implementation of **Zero Suicide in Health Systems** began during FY2021 and has continued. This implementation has been funded by Substance Abuse and Mental Health Services Administration. An Advisory Council of key partners and persons with lived experience continue to meet quarterly. In FY2026, a Community of Practice was organized for funded implementers. KDHE contracted with Community Behavioral

Health, Inc (CBH), a subsidiary of the Association of Community Mental Health Centers of Kansas, to provide evidence-based suicide prevention training. Between CBH and entities reporting data, there has been 545 individuals trained in a Gatekeeper training (such as Question, Persuade, & Refer or Mental Health First Aid), 502 individuals trained in C-SSRS or C-SSRS Safe-T screening training (Columbia-Suicide Severity Rating Scale), 66 individuals trained in ASIST (Applied Suicide Intervention Skills), 166 clinicians trained in evidence-based treatment (e.g., CAMS, DBT), 22 clinicians trained in AMSR (Assessing and Managing Suicide Risk), 493 trained in Safety Planning and 146 individuals trained in CALM (Counseling to Access to Lethal Means). Eleven community organizations wrapped up Zero Suicide funding, and eight community organizations signed Memoranda of Agreement outlining their continued full implementation of the full Zero Suicide framework without funding from KDHE. Finally, during this fiscal year, KDHE along with 7 staff members from implementing organizations launched a Kansas Zero Suicide Learning Collaborative in April 2026. To date, there are 78 registrants for the Learning Collaborative, and there have been two sessions (April and June) with 49 unique individuals who have attended one or both sessions

11. Implementation of a new project period for **KS Overdose Data to Action Program (OD2A)** began during FY2025, funded by Centers for Disease Control and Prevention. This implementation has funded expanded post-mortem toxicological testing capabilities for Sedgwick County Forensic Science Center, Johnson County Medical Examiner's Officer, and Kansas Bureau of Investigation. Additionally, syndromic surveillance overdose alerts are conducted and shared weekly with impacted jurisdictions and other partners to support actionable and local responses. KS OD2A continues to support the PDMP activities and data integration efforts carried out by the Kansas Board of Pharmacy, with number of prescribers and dispensers with KTRACS at 16,776 to date in 2025. KS OD2A continues to build and sustain the necessary infrastructure to meet Kansas' needs for quality data collection, data sharing, and surveillance efforts that inform prevention strategies, and identify emerging trends. KS OD2A assisted in the funding and organizing of the 2025 Kansas Opioid and Stimulant Conference, which had a total of 471 attendees and offered continuing education credits for multiple sectors like law enforcement, medical professionals, and those working in treatment/recovery. To date in 2026, KS OD2A has supported Kansas Law Enforcement Training Center to provide training and continuing education credits related to the officer safety and the opioid crisis for a total of 846 law enforcement/first responders attendees across various curricula. KS OD2A-funded Certified Peer Mentors across four community-based treatment organizations have made 5,476 linkages to treatment and recovery services for individuals with a substance use disorder and/or at risk of an overdose in high burden locations. KS OD2A funded an anti-stigma media campaign titled "Be the Spark", showcasing the recovery stories of Kansas across the state, and led education campaign efforts on the emerging 7-OH trends and recent kratom ban in Kansas.

12. The **Healthcare Upskilling and Training Grant Program (HCUT)** supported Kansas health systems, hospitals, and long-term care organizations by distributing state grant funds for specialized workforce training and upskilling initiatives designed to strengthen staff capacity and elevate the local healthcare workforce. The program also expanded access to high-quality training and career-advancement initiatives that

promote employee retention and improve access to care across Kansas.

Organizations Funded: 28
Total Amount Awarded: $999,999.79 (out of $1,000,000)

Interest Shown / Applications Not Reviewed (Funds Fully Allocated): 13

Total Amount Requested: $572,777.49

Applications Denied: 6
Total Amount Requested: $156,052.84

13. Under K.S.A. 72-6288, KDHE was designated as the lead authority responsible for the collection of Cardiac Emergency Response Plans (CERP). This included the development and maintenance of CERP Standards for community-based agencies and school districts, and collecting new and annually updated CERP from Kansas school districts. In 2025, KDHE received CERPs from 251 (87.4%) public school districts. In addition to the 251 public school districts, 11 private schools, and one state school submitted CERPs. In 2026, KDHE added two CERP questions to the School Health Profiles survey that will be completed by school administrators and lead health administrators in Winter 2026. This will provide information on schools that have CERP and whether anyone has experienced a cardiac emergency on school property or at a school event in the past 12 months.

Objective #1:

Chronic disease and injury risk reduction: Decrease the prevalence of health risk behaviors which contribute to the leading preventable chronic diseases and injury in the Kansas population,

Strategies for Objective #1:

1. Provide grant funding, technical assistance, and training to communities for the development and evaluation of proven interventions aimed at reducing the prevalence of risk factors for chronic disease (nutrition, physical activity, tobacco prevention) and preventable injury (motor vehicle, bicycle, drowning, poisoning, suicide, rape, domestic violence, falls) in traditionally underserved populations.
2. Link community-based intervention and grant activity between bureaus and outside partners (e.g., Chronic Disease Risk Reduction Grants,

Maternal and Child Health programs, Trauma System, Safe Kids Kansas Coalition, and Kansas Suicide Prevention Committee).

3. Provide public and professional education and on emergent chronic disease and injury issues and solutions through forums that cater to the arenas of public health, aging, underserved populations, childhood/youth, victims, decision makers.
4. Increase collaboration among stakeholders to develop, implement, evaluate and institutionalize chronic disease and injury prevention and control programs.
5. Increase community-level leadership and partnerships through coalitions and leadership activities for adults and youth aimed at increasing healthy behaviors and decreasing risk for chronic disease and injury, especially among traditionally underserved populations.

OUTPUT MEASURES

	Actual 2024	**Actual 2025**	**Actual 2026**	**Estimated 2027**	**Estimated 2028**
1a. # of youth receiving training and education in health promotion or leadership related to tobacco use prevention, sexual violence prevention, and other chronic disease and injury topics.	6,803	4,518	4,860	4,960	5,060
1b. # of worksites actively involved with bureau initiatives to improve and maintain physical and mental health and well-being of employees.	151	155	107	120	128
1c. # of enrollments in CDC-recognized lifestyle change programs and behavior change trainings (Tobacco Quitline, Diabetes Prevention Program, Diabetes Self-Management Education,).	13,990	9,671	12,040	9,378	9,930
1d. Unintentional injury prevention interventions a. # of smoke alarms and carbon monoxide detectors installed b. # of low-cost bicycle helmets distributed. c. # of child safety seats distributed.	a. 183 b. 6,892 c. 1,016	a. 46 b. 6,126 c. 950	a. 50 b. 3,514 c. 272	a. 50 b. 6,000 c.500	a. 50 b. 6,000 c.500

OUTCOME MEASURES

	Actual 2024	Actual 2025	Actual 2026	Estimated 2027	Estimated 2028
1e. % of adults reporting behaviors related to physical activity, cigarette smoking, nutrition & seatbelt use. (KS BRFSS) a. % Not participating in leisure time physical Activity b. % Currently smoke cigarettes c. % who did not consume fruit < 1 time/day d. % who ate vegetables <1 time/day	(2022 data) a. 23.0 b. 15.0 c. NA d. NA	(2023 data) a. 24.9 b. 13.9 c. NA d. NA	a. 22.4 b. 13.7 c. NA d. NA	a. 23 b. 13.5 c. NA d. NA	a. 23 b. 13.3 c. NA d. NA
1f. % use of electronic vapor products a. Adults currently use e-cigarettes (KS BRFSS) b. Students currently use at least 1 day during last 30 (KS YRBS)	(2022 data) a. 8.1 b. NA	a. 8.9 b. NA	a. 9.4 b. NA	a. 9.8 b. 14.5	a. 10.2 b. 14.5
1g. Estimated % of children always restrained in automobile child restraints a. 0-4 years of age b. 5-9 years of age c. 10-14 years of age d. 15-17 years of age	(2022 data) a. 97.6 b. 89.5 c. 86.8 d. 82.7	(2025 data) a. 95.2 b. 86.7 c. 86.0 d. 84.3	a. 95.2 b. 86.7 c. 86.0 d. 84.3	a. 95.2 b. 86.7 c. 86.0 d. 84.3	a. 95.2 b. 86.7 c. 86.0 d. 84.3

Objective #2:

Health systems. Increase access to preventive health services and reduce the health impact of chronic disease and injury among Kansans.

Strategies for Objective #2:

1. Assist health care providers to improve preventive health services and primary care through professional education, qualitative assessment, and quality improvement activities.
2. Increase clinician referrals for chronic disease self-management, preventive services, medical treatment, follow-up, and support to reduce complications and premature death.
3. Establish partnerships with state and community organizations including faith communities, media, and other community organizations to increase awareness of preventive care and importance to the health status of Kansans.

4. Develop effective community strategies for reaching underserved populations eligible for preventive services related to chronic disease (e.g., cancer, diabetes, arthritis) and preventable injury (motor vehicle, bicycle, drowning, poisoning, suicide, rape, domestic violence, falls) in traditionally underserved populations.

OUTPUT MEASURES

	Actual 2024	Actual 2025	Actual 2026	Estimated 2027	Estimated 2028
2a. # of bureau programs connecting/referring Kansans to primary care providers	4	4	3	4	4
2b. Number of health systems supported by BHP to make internal policy changes to implement protocols for identifying or referring patients to preventive services	119	109	127	136	143
2c. # of patients referred by providers to proven programs for the prevention and management of chronic disease and injury.	20,703	44,644	9,392	15,815	23,451

OUTCOME MEASURES

	Actual 2024	Actual 2025	Actual 2026	Estimated 2027	Estimated 2028
2e. % of Kansas adults with no personal doctor or health care provider. (KS BRFSS)	(2022 data) 15.6	(2023 data) 15.1	14.5	14.5	14.5
2f. # of prescriptions with 90+ Daily MME of opioids.	100,000	151,000	150,964	150,000	150,000
2g. # of cancer screenings provided a. Breast b. Cervical c. Colorectal d. Total	 a. 7,526 b. 5,902 c. 2,750 d.16,178	 a. 7,369 b. 6,092 c. 3,200 d.16,661	 a. 12,858 b. 6,926 c. 0 d.19,784	 a. 13,500 b. 7,300 c. 0 d.20,800	 a. 14,275 b. 7,700 c. 0 d.21,975
2h. Average cost per breast and cervical cancer screening	$141	$141	$145	$145	$150

Objective #3:

Societal, policy, and surveillance. Assess the burden, monitor progress, and make recommendations towards achieving state health objectives that address chronic disease and injury in Kansas.

Strategies for Objective #3:

1. Collaborate with internal and external partners to develop state-level objectives and monitor impact of chronic disease and injury in Kansas through Healthy Kansans 2030 and state-level coalitions.
2. Collect, analyze, and disseminate health risk data that enables chronic disease and injury prevention programs to effectively target interventions and evaluate impact.
3. Provide technical assistance for data collection, interpretation, and application.
4. Evaluate Kansas cancer control and prevention initiatives through support of Cancer Registry and surveillance activities.
5. Collaborate with partners to encourage behavioral and systems change.
6. Increase public awareness regarding the association between health risk behaviors, chronic disease.

OUTPUT MEASURES

	Actual 2024	Actual 2025	Actual 2026	Estimated 2027	Estimated 2028
3a. # of active health coalitions/chapters (youth, county/community, state) in Kansas that address nutrition/physical activity, tobacco use, injury prevention and other chronic disease/injury topics.	123	126	137	127	133
3b. # of public health data systems maintained or enhanced by the Bureau of Health Promotion	19	7	7	8	8
3c. # of state and local media events/coverage for health promotion interventions.	255	262	370	347	350
3d. Proportion (%) of Kansans who are: a) aged 18 & older overweight or obese (BRFSS) b) children & adolescents overweight or obese (YRBS)	 67.0 35.0	 66.0 35.0	 71.0 35.0	 73.0 35.0	 75.0 35.0

OUTCOME MEASURES

	Actual 2024	Actual 2025	Actual 2026	Estimated 2027	Estimated 2028
3e. Suicide rate per 100,000 population (KDHE Vital Statistics)					
a. Ages 10-17	a. 4	a. 3	a. 9	a. 8	a. 7
b. Ages 18-64	b. 25	b. 24	b. 23	b. 22	b. 21
c. Ages 65+	c. 19	c. 18	c. 15	c. 14	c. 13

EXPENDITURE JUSTIFICATION

Account Code 51000 – 51990: Salaries and Wage

Summary: The Bureau of Health Promotions requests funding for 64.00 FTE and 3.00 Non-FTE.

FY27: Salaries and wages, including approved salary increases, are calculated in accordance with Division of Budget guidelines and cost indices and include longevity bonuses.

FY28: Staffing continues at the same level as FY27. Salaries and wages are calculated in accordance with Division of Budget guidelines and cost indices and include longevity bonuses.

Account Code 52000 – 52990: Contractual Services

Summary: This request enables the bureau to maintain contact with 96 county health departments, more than 400 "partner organizations" and agencies that are collaborating on health promotion interventions across the state; six KDHE district offices, 450 school nurses, 450 private and public schools, state and federal agencies, and the general public. The request includes significant contractual agreements with private and public agencies to implement state level program activities, including operation of a 24/7 tobacco quit line, support of electronic reporting systems, statewide program evaluation, minority outreach, provider reimbursement for cancer screening and diagnostic services, operation of a statewide cancer registry, and statewide multi-modal communication campaigns. Other costs include printing reports, and other travel costs for staff. Due to the nature of the work, employees of this office travel widely to fulfill job requirements, with many working exclusively in the field.

Fund 1000 – The Early Detection Works program uses these funds to reimburse service providers for breast and cervical screening and diagnostic services that were provided to eligible women per nationally recommended guidelines. Eligible women have no health insurance, household incomes up to 250% of Federal Poverty Level, and are Kansas residents.

Fund 7000 – Kansas Endowment for Youth- Tobacco remains the single most preventable cause of death in Kansas. The Kansas Endowment for Youth (KEY) Fund is a public trust established by the state in 1999 using funds from the Master Tobacco Settlement Agreement. It acts as a permanent endowment, investing tobacco litigation revenues to generate long-term investment earnings that support children and early childhood programs across Kansas.

1. Preventing the initiation of tobacco use among young people
2. Promoting quitting among young people and adults
3. Eliminating nonsmokers' exposure to environmental tobacco smoke (ETS)
4. Identifying and eliminating the disparities related to tobacco use and its effects among different population groups.

Local grantees will proceed with implementing evidence-based "Best Practices" interventions, which include school-based programs; counter marketing; cessation; enforcement activities; engaging youth and adult community members; and linking tobacco use prevention efforts to chronic disease programs.

Account Code 53000 – 53999: Commodities

Summary: This request provides for stationery and professional and scientific supplies, which make up most of these expenditures within the bureau. The request reflects expenses in the bicycle helmet revolving fund; and scientific supplies used for education in the breast and cervical cancer program, tobacco use prevention, diabetes and hypertension education, nutrition education, and injury programs.

Account Code 54000: Capital Outlay

Summary: This request provides funding for routine replacement of computer-related items, such as monitors, keyboards, and sound bars.

Account Code 55000: Aid to Local

Summary: This request provides for Aid to Local funding for local partners who assist the bureau programs with achieving program objectives.

Fund 1000- Early Detection Works program – Funds are used to cover costs associated with Patient Navigators for the Early Detection Works (EDW) program for the early detection of breast and cervical cancers. The role of the patient navigator is to identify, screen and enroll women who are at high risk and work with patients to navigate through the screening process and obtain treatment if necessary.

Fund 7000 – Kansas Endowment for Youth- Tobacco remains the single most preventable cause of death in Kansas. The Kansas Endowment for Youth (KEY) Fund is a public trust established by the state in 1999 using funds from the Master Tobacco Settlement Agreement. It acts as a permanent endowment, investing tobacco litigation revenues to generate long-term investment earnings that support children and early childhood programs across Kansas.

1. Preventing the initiation of tobacco use among young people
2. Promoting quitting among young people and adults
3. Eliminating nonsmokers' exposure to environmental tobacco smoke (ETS)
4. Identifying and eliminating the disparities related to tobacco use and its effects among different population groups.

Local grantees will proceed with implementing evidence-based "Best Practices" interventions, which include school-based programs; counter marketing; cessation; enforcement activities; engaging youth and adult community members; and linking tobacco use prevention efforts to chronic disease programs.

Fund 3150 – Kansas' Cancer Prevention and Control Programs for State, Territorial, and Tribal Organizations funding is designed to support health systems interventions and service delivery to increase breast and cervical cancer screening; (2) the interpretation and use of cancer registries data for all program activities; and (3) the effective planning and implementation of cancer plan priorities.

National Comprehensive Cancer Control Program (NCCCP) is comprised of the NCCCP, National Breast and Cervical Cancer Early Detection Program (NBCCEDP), and National Program of Cancer Registries (NPCR) Program Directors in their jurisdiction.

Fund 3294 – The grants made from this federal fund support special projects for local agencies to implement interventions for injury prevention.

Fund 3598 – The grants made from this federal fund support projects to implement evidence-based tobacco use interventions in community settings.

Fund 3614 – The grants made from this federal fund support community-based chronic disease risk reduction programs which focus on modifiable risk factors, for cardiovascular disease, specifically tobacco use, physical inactivity, and nutrition. Grantees facilitate coalition activity to engage partner organizations in funding and implementing community-based initiatives to decrease tobacco use, improve nutrition practices, and increase physical activity in targeted populations.

Fund 3901 – The grant made from this federal fund support projects to implement evidence-based diabetes management and type 2 diabetes prevention strategies with an emphasis on reducing health disparities for priority populations and improve the capacity of diabetes workforce to address SDOH-related barriers.

Fund 3939 – The grants made from this federal fund support projects aligned with RHTP - Initiative 1 to implement evidence-based Community Health Worker (CHW) supports and Food as Medicine (FIM) programs through rural health settings.

Account Code 5550: Other Assistance

Summary: This request provides funding for local partners, which assist the bureau programs with achieving their desired goals.

Fund 1000- Early Detection Works program – Funds are used to cover costs associated with Patient Navigators for the Early Detection Works (EDW) program for the early detection of breast and cervical cancers. The role of the patient navigator is to identify, screen and enroll women who are at high risk and work with patients to navigate through the screening process and obtain treatment if necessary.

Fund 7000 – Kansas Endowment for Youth- Tobacco remains the single most preventable cause of death in Kansas. The Kansas Endowment for Youth (KEY) Fund is a public trust established by the state in 1999 using funds from the Master Tobacco Settlement Agreement. It acts as a permanent endowment, investing tobacco litigation revenues to generate long-term investment earnings that support children and early childhood programs across Kansas.

1. Preventing the initiation of tobacco use among young people
2. Promoting quitting among young people and adults
3. Eliminating nonsmokers' exposure to environmental tobacco smoke (ETS)
4. Identifying and eliminating the disparities related to tobacco use and its effects among different population groups.

Local grantees will proceed with implementing evidence-based "Best Practices" interventions, which include school-based programs; counter marketing; cessation; enforcement activities; engaging youth and adult community members; and linking tobacco use prevention efforts to chronic disease programs.

Fund 3150 – Kansas' Cancer Prevention and Control Programs for State, Territorial, and Tribal Organizations funding is designed to support health systems interventions and service delivery to increase breast and cervical cancer screening; (2) the interpretation and use of cancer registries data for all program activities; and (3) the effective planning and implementation of cancer plan priorities.

National Comprehensive Cancer Control Program (NCCCP) is comprised of the NCCCP, National Breast and Cervical Cancer Early Detection Program (NBCCEDP), and National Program of Cancer Registries (NPCR) Program Directors in their jurisdiction.

Fund 3603/3901 – The grants made from these federal funds support projects to improve environmental approaches that promote health, implement prevention strategies, and support the efforts of communities and providers to develop networks of self-management programs to reduce the prevalence of chronic disease.

Fund 3406 –The Kansas Senior Farmers Market Nutrition Program is funded by the United States Department of Agriculture Food and Nutrition Service. The program provides a once annual benefit to low-income seniors to purchase fresh fruits and vegetables, herbs and honey from certified farmers at farmers markets across Kansas.

Fund 3614 – The grants made from this federal fund support community-based chronic disease risk reduction programs which focus on modifiable risk factors, for cardiovascular disease, specifically tobacco use, physical inactivity, and nutrition. Grantees facilitate coalition activity to engage partner organizations in funding and implementing community-based initiatives to decrease tobacco use, improve nutrition practices, and increase physical activity in targeted populations.

406/410 series report

Dept. Name: Health Promotions
Agency Name: Health & Environment--Health
Agency Reporting Level: 21640
Version: 2028-A-02-00264

Date: 09/02/2026
Time: 13:36:23

Division of the Budget
KANSAS

Obj. Code	OBJECTS OF EXPENDITURE	FY 2026 Actuals	FY 2027 Adjusted Budget Request	FY 2028 Adjusted Budget Request	null	null	null
	Salaries and Wages	4,923,443	5,681,566	6,117,270	0	0	0
	TOTAL Salaries and Wages	**4,923,443**	**5,681,566**	**6,117,270**	**0**	**0**	**0**
52000	Communication	121,654	99,570	99,570	0	0	0
52100	Freight and Express	3,176	1,575	1,575	0	0	0
52200	Printing and Advertising	79,222	32,500	32,500	0	0	0
52300	Rents	94,946	90,925	81,925	0	0	0
52400	Reparing and Servicing	156,653	163,925	163,925	0	0	0
52500	Travel and Subsistence	63,545	54,000	54,000	0	0	0
52510	InState Travel and Subsistence	52,609	46,380	46,330	0	0	0
52520	Out of State Travel and Subsis	56,831	45,400	45,400	0	0	0
52600	Fees-other Services	289,702	389,350	314,350	0	0	0
52700	Fee-Professional Services	4,956,665	8,709,615	5,668,336	0	0	0
52900	Other Contractual Services	8,059	5,900	5,900	0	0	0
	TOTAL Contractual Services	**5,883,062**	**9,639,140**	**6,513,811**	**0**	**0**	**0**
53000	Clothing	4,077	75	75	0	0	0
53200	Food for Human Consumption	(38)	0	0	0	0	0
53400	Maint Constr Material Supply	758	825	825	0	0	0
53500	Vehicle Part Supply Accessory	18,869	10,750	10,750	0	0	0
53600	Pro Science Supply Material	13,017	200	200	0	0	0
53700	Office and Data Supplies	5,385	4,500	4,500	0	0	0
53900	Other Supplies and Materials	148,267	66,455	66,455	0	0	0
	TOTAL Commodities	**190,335**	**82,805**	**82,805**	**0**	**0**	**0**
	TOTAL Capital Outlay	**18,985**	**8,200**	**8,200**	**0**	**0**	**0**
	SUBTOTAL State Operations	**11,015,825**	**15,411,711**	**12,722,086**	**0**	**0**	**0**
55000	Federal Aid Payments	2,468,458	2,375,000	2,268,000	0	0	0
55100	State Aid Payments	2,212,947	1,830,000	705,000	0	0	0
	TOTAL Aid to Local Governments	**4,681,405**	**4,205,000**	**2,973,000**	**0**	**0**	**0**
55200	Claims	1,827,045	1,734,899	1,217,844	0	0	0
55500	State Special Grants	156,821	148,478	276,628	0	0	0
	TOTAL Other Assistance	**1,983,866**	**1,883,377**	**1,494,472**	**0**	**0**	**0**
	TOTAL REPORTABLE EXPENDITURES	**17,681,096**	**21,500,088**	**17,189,558**	**0**	**0**	**0**
77300	Transfers	1,354,709	1,339,115	1,339,115	0	0	0
	TOTAL Non-Expense Items	**1,354,709**	**1,339,115**	**1,339,115**	**0**	**0**	**0**
	TOTAL EXPENDITURES	**19,035,805**	**22,839,203**	**18,528,673**	**0**	**0**	**0**

BHP

406/410 series report

Dept. Name: Health Promotions
Agency Name: Health & Environment--Health
Agency Reporting Level: 21640
Version: 2028-A-02-00264

Date: 09/02/2026
Time: 13:36:23

Division of the Budget
KANSAS

Series	Fund Code	FUND/ACCOUNT TITLE	FY 2026 Actuals	FY 2027 Adjusted Budget Request	FY 2028 Adjusted Budget Request	null	null	null
1	1000	0680 TOBACCO CESSATION PROGRAM	212,833	28,355	91,230	0	0	0
1	1000	1300 BREAST CANCER SCREENING PROGRM	83,736	0	0	0	0	0
1	1000	1726 CPR and AED Grants	0	0	114,000	0	0	0
1	**1000**	**1000 SUBTOTAL for 1000's**	**296,569**	**28,355**	**205,230**	**0**	**0**	**0**
1	3102	3620 ZIKA BIRTH DEFECTS SURV & REF	21,347	0	0	0	0	0
1	**3102**	**3102 SUBTOTAL for 3102's**	**21,347**	**0**	**0**	**0**	**0**	**0**
1	3150	3350 BREST/CERV CNCR PRG/DET FDF	869,283	943,227	994,547	0	0	0
1	3150	3360 B&CC PRG-COMPREHENSIVE CANCER	147,397	250,442	264,505	0	0	0
1	3150	3885 COLLAB APP-CHRNC DIS-BRFSS	294,621	408,678	432,798	0	0	0
1	**3150**	**3150 SUBTOTAL for 3150's**	**1,311,301**	**1,602,347**	**1,691,850**	**0**	**0**	**0**
1	3284	3284 3284 SAMHSA-PROJECT LAUNCH INTV	10,124	0	0	0	0	0
1	**3284**	**3284 SUBTOTAL for 3284's**	**10,124**	**0**	**0**	**0**	**0**	**0**
1	3294	3290 SEXUAL VIOLENCE PRVNT/EDU	87,960	109,945	115,711	0	0	0
1	3294	3294 3294 INJURY INTERVENTION	829,992	895,898	946,996	0	0	0
1	**3294**	**3294 SUBTOTAL for 3294's**	**917,952**	**1,005,843**	**1,062,707**	**0**	**0**	**0**
1	3598	3598 3598 KANSAS TOBACCO CONTROL PROGRAM	465,683	702,754	679,978	0	0	0
1	**3598**	**3598 SUBTOTAL for 3598's**	**465,683**	**702,754**	**679,978**	**0**	**0**	**0**
1	3599	3599 3599 Colorectal Cancer Screening	52,451	0	0	0	0	0
1	**3599**	**3599 SUBTOTAL for 3599's**	**52,451**	**0**	**0**	**0**	**0**	**0**
1	3603	3603 3603 Dibetes&Hrt Dis &Strk Pvntn	201,405	270,234	285,521	0	0	0
1	**3603**	**3603 SUBTOTAL for 3603's**	**201,405**	**270,234**	**285,521**	**0**	**0**	**0**
1	3607	3607 3607 ALZHEIMERS ASSN INCLUSION FY19	91,051	162,361	171,956	0	0	0
1	**3607**	**3607 SUBTOTAL for 3607's**	**91,051**	**162,361**	**171,956**	**0**	**0**	**0**
1	3614	3200 PREV HLTH/HLTH SVC BLK GRT FDF	546,926	614,130	649,574	0	0	0
1	**3614**	**3614 SUBTOTAL for 3614's**	**546,926**	**614,130**	**649,574**	**0**	**0**	**0**
1	3704	3704 3704 FALLS PREV	57,019	0	0	0	0	0
1	**3704**	**3704 SUBTOTAL for 3704's**	**57,019**	**0**	**0**	**0**	**0**	**0**
1	3705	3705 3705 SELF-MNGMT ED FUND	45,088	0	0	0	0	0
1	**3705**	**3705 SUBTOTAL for 3705's**	**45,088**	**0**	**0**	**0**	**0**	**0**
1	3740	3524 CHW HIV REACH	83,069	163,676	173,490	0	0	0
1	**3740**	**3740 SUBTOTAL for 3740's**	**83,069**	**163,676**	**173,490**	**0**	**0**	**0**
1	3901	3901 3901 ADV HLTH EQUITY FOR DIABETE FD	152,304	162,590	172,079	0	0	0
1	**3901**	**3901 SUBTOTAL for 3901's**	**152,304**	**162,590**	**172,079**	**0**	**0**	**0**
1	3926	3926 3926 STRENGTHEN US PUBLIC HEALTH FD	278,438	32,680	33,939	0	0	0
1	**3926**	**3926 SUBTOTAL for 3926's**	**278,438**	**32,680**	**33,939**	**0**	**0**	**0**
1	3933	3933 3933 WISEWOMAN FUND	260,229	304,383	321,423	0	0	0
1	**3933**	**3933 SUBTOTAL for 3933's**	**260,229**	**304,383**	**321,423**	**0**	**0**	**0**
1	3936	3936 3936 School Based Data Collection	89,205	85,833	90,683	0	0	0
1	**3936**	**3936 SUBTOTAL for 3936's**	**89,205**	**85,833**	**90,683**	**0**	**0**	**0**
1	3939	3939 3939 Rural Hlth Transfrm FD	39,771	546,380	578,840	0	0	0
1	**3939**	**3939 SUBTOTAL for 3939's**	**39,771**	**546,380**	**578,840**	**0**	**0**	**0**
1	7311	7090 GIFTS GRNTS & DNTNS FD-HEALTH	3,511	0	0	0	0	0
1	**7311**	**7311 SUBTOTAL for 7311's**	**3,511**	**0**	**0**	**0**	**0**	**0**
		1552 TOTAL Salaries and Wages	**4,923,443**	**5,681,566**	**6,117,270**	**0**	**0**	**0**

BHP

406/410 series report

Dept. Name: Health Promotions
Agency Name: Health & Environment--Health
Agency Reporting Level: 21640
Version: 2028-A-02-00264

Date: 09/02/2026
Time: 13:36:23

Division of the Budget
KANSAS

Series	Fund Code	FUND/ACCOUNT TITLE	FY 2026 Actuals	FY 2027 Adjusted Budget Request	FY 2028 Adjusted Budget Request	null	null	null
2	1000	0270 OP EXP-INCLD OFF HOS-HLTH	123,436	107,436	107,436	0	0	0
2	1000	0680 TOBACCO CESSATION PROGRAM	455,987	940,317	693,311	0	0	0
2	1000	1300 BREAST CANCER SCREENING PROGRM	319,228	4,029,214	1,147,931	0	0	0
2	1000	1726 CPR and AED Grants	0	0	17,000	0	0	0
2	**1000**	**1000 SUBTOTAL for 1000's**	**898,651**	**5,076,967**	**1,965,678**	**0**	**0**	**0**
2	2000	2109 CIF-SMOKING PREVENTION	90,759	0	0	0	0	0
2	**2000**	**2000 SUBTOTAL for 2000's**	**90,759**	**0**	**0**	**0**	**0**	**0**
2	3071	4610 DP&HP-TUBERCULOSIS PREVNT GRNT	503	0	0	0	0	0
2	**3071**	**3071 SUBTOTAL for 3071's**	**503**	**0**	**0**	**0**	**0**	**0**
2	3102	3620 ZIKA BIRTH DEFECTS SURV & REF	14,420	0	0	0	0	0
2	**3102**	**3102 SUBTOTAL for 3102's**	**14,420**	**0**	**0**	**0**	**0**	**0**
2	3150	3350 BREST/CERV CNCR PRG/DET FDF	1,854,631	1,428,575	1,428,575	0	0	0
2	3150	3355 B&CC PRG-CANCER REGISTRIES	734,086	734,086	734,086	0	0	0
2	3150	3360 B&CC PRG-COMPREHENSIVE CANCER	217,455	215,600	215,600	0	0	0
2	3150	3885 COLLAB APP-CHRNC DIS-BRFSS	253,616	364,895	364,895	0	0	0
2	**3150**	**3150 SUBTOTAL for 3150's**	**3,059,788**	**2,743,156**	**2,743,156**	**0**	**0**	**0**
2	3284	3284 3284 SAMHSA-PROJECT LAUNCH INTV	5,124	0	0	0	0	0
2	**3284**	**3284 SUBTOTAL for 3284's**	**5,124**	**0**	**0**	**0**	**0**	**0**
2	3294	3290 SEXUAL VIOLENCE PRVNT/EDU	16,517	7,400	7,400	0	0	0
2	3294	3294 3294 INJURY INTERVENTION	360,744	369,300	360,300	0	0	0
2	**3294**	**3294 SUBTOTAL for 3294's**	**377,261**	**376,700**	**367,700**	**0**	**0**	**0**
2	3406	3406 3406 SR FARMERS MARKET PRG	16,625	13,547	13,547	0	0	0
2	**3406**	**3406 SUBTOTAL for 3406's**	**16,625**	**13,547**	**13,547**	**0**	**0**	**0**
2	3598	3598 3598 KANSAS TOBACCO CONTROL PROGRAM	590,748	514,900	514,900	0	0	0
2	**3598**	**3598 SUBTOTAL for 3598's**	**590,748**	**514,900**	**514,900**	**0**	**0**	**0**
2	3599	3599 3599 Colorectal Cancer Screening	40,165	0	0	0	0	0
2	**3599**	**3599 SUBTOTAL for 3599's**	**40,165**	**0**	**0**	**0**	**0**	**0**
2	3603	3603 3603 Dibetes&Hrt Dis &Strk Pvntn	76,480	134,100	134,100	0	0	0
2	**3603**	**3603 SUBTOTAL for 3603's**	**76,480**	**134,100**	**134,100**	**0**	**0**	**0**
2	3607	3607 3607 ALZHEIMERS ASSN INCLUSION FY19	65,670	177,209	177,169	0	0	0
2	**3607**	**3607 SUBTOTAL for 3607's**	**65,670**	**177,209**	**177,169**	**0**	**0**	**0**
2	3614	3200 PREV HLTH/HLTH SVC BLK GRT FDF	319,875	288,446	283,446	0	0	0
2	**3614**	**3614 SUBTOTAL for 3614's**	**319,875**	**288,446**	**283,446**	**0**	**0**	**0**
2	3704	3704 3704 FALLS PREV	7,380	0	0	0	0	0
2	**3704**	**3704 SUBTOTAL for 3704's**	**7,380**	**0**	**0**	**0**	**0**	**0**
2	3705	3705 3705 SELF-MNGMT ED FUND	7,199	0	0	0	0	0
2	**3705**	**3705 SUBTOTAL for 3705's**	**7,199**	**0**	**0**	**0**	**0**	**0**
2	3740	3524 CHW HIV REACH	19,358	17,450	17,450	0	0	0
2	**3740**	**3740 SUBTOTAL for 3740's**	**19,358**	**17,450**	**17,450**	**0**	**0**	**0**
2	3901	3901 3901 ADV HLTH EQUITY FOR DIABETE FD	92,425	79,925	79,925	0	0	0
2	**3901**	**3901 SUBTOTAL for 3901's**	**92,425**	**79,925**	**79,925**	**0**	**0**	**0**
2	3926	3926 3926 STRENGTHEN US PUBLIC HEALTH FD	22	0	0	0	0	0
2	**3926**	**3926 SUBTOTAL for 3926's**	**22**	**0**	**0**	**0**	**0**	**0**
2	3933	3933 3933 WISEWOMAN FUND	151,617	124,900	124,900	0	0	0
2	**3933**	**3933 SUBTOTAL for 3933's**	**151,617**	**124,900**	**124,900**	**0**	**0**	**0**

BTP

406/410 series report

Dept. Name: Health Promotions
Agency Name: Health & Environment--Health
Agency Reporting Level: 21640
Version: 2028-A-02-00264

Date: 09/02/2026
Time: 13:36:23

Division of the Budget
KANSAS

Series	Fund Code	FUND/ACCOUNT TITLE	FY 2026 Actuals	FY 2027 Adjusted Budget Request	FY 2028 Adjusted Budget Request	null	null	null
2	3936	3936 3936 School Based Data Collection	30,044	4,500	4,500	0	0	0
2	**3936**	**3936 SUBTOTAL for 3936's**	**30,044**	**4,500**	**4,500**	**0**	**0**	**0**
2	3939	3939 3939 Rural Hlth Transfrm FD	231	200	200	0	0	0
2	**3939**	**3939 SUBTOTAL for 3939's**	**231**	**200**	**200**	**0**	**0**	**0**
2	7000	7010 Smoking Prevention Grants	0	66,960	66,960	0	0	0
2	**7000**	**7000 SUBTOTAL for 7000's**	**0**	**66,960**	**66,960**	**0**	**0**	**0**
2	7311	7090 GIFTS GRNTS & DNTNS FD-HEALTH	18,717	20,180	20,180	0	0	0
2	**7311**	**7311 SUBTOTAL for 7311's**	**18,717**	**20,180**	**20,180**	**0**	**0**	**0**
		1852 TOTAL Contractual Services	**5,883,062**	**9,639,140**	**6,513,811**	**0**	**0**	**0**
3	1000	0680 TOBACCO CESSATION PROGRAM	7,666	0	0	0	0	0
3	**1000**	**1000 SUBTOTAL for 1000's**	**7,666**	**0**	**0**	**0**	**0**	**0**
3	2000	2109 CIF-SMOKING PREVENTION	2,377	0	0	0	0	0
3	**2000**	**2000 SUBTOTAL for 2000's**	**2,377**	**0**	**0**	**0**	**0**	**0**
3	3071	4610 DP&HP-TUBERCULOSIS PREVNT GRNT	638	0	0	0	0	0
3	**3071**	**3071 SUBTOTAL for 3071's**	**638**	**0**	**0**	**0**	**0**	**0**
3	3150	3350 BREST/CERV CNCR PRG/DET FDF	14,827	16,850	16,850	0	0	0
3	3150	3360 B&CC PRG-COMPREHENSIVE CANCER	364	400	400	0	0	0
3	3150	3885 COLLAB APP-CHRNC DIS-BRFSS	1,037	1,250	1,250	0	0	0
3	**3150**	**3150 SUBTOTAL for 3150's**	**16,228**	**18,500**	**18,500**	**0**	**0**	**0**
3	3284	3284 3284 SAMHSA-PROJECT LAUNCH INTV	52	0	0	0	0	0
3	**3284**	**3284 SUBTOTAL for 3284's**	**52**	**0**	**0**	**0**	**0**	**0**
3	3294	3290 SEXUAL VIOLENCE PRVNT/EDU	35	150	150	0	0	0
3	3294	3294 3294 INJURY INTERVENTION	9,284	3,775	3,775	0	0	0
3	**3294**	**3294 SUBTOTAL for 3294's**	**9,319**	**3,925**	**3,925**	**0**	**0**	**0**
3	3406	3406 3406 SR FARMERS MARKET PRG	397	250	250	0	0	0
3	**3406**	**3406 SUBTOTAL for 3406's**	**397**	**250**	**250**	**0**	**0**	**0**
3	3598	3598 3598 KANSAS TOBACCO CONTROL PROGRAM	6,812	6,700	6,700	0	0	0
3	**3598**	**3598 SUBTOTAL for 3598's**	**6,812**	**6,700**	**6,700**	**0**	**0**	**0**
3	3603	3603 3603 Dibetes&Hrt Dis &Strk Pvntn	3,152	3,510	3,510	0	0	0
3	**3603**	**3603 SUBTOTAL for 3603's**	**3,152**	**3,510**	**3,510**	**0**	**0**	**0**
3	3607	3607 3607 ALZHEIMERS ASSN INCLUSION FY19	863	925	925	0	0	0
3	**3607**	**3607 SUBTOTAL for 3607's**	**863**	**925**	**925**	**0**	**0**	**0**
3	3614	3200 PREV HLTH/HLTH SVC BLK GRT FDF	116,305	24,185	24,185	0	0	0
3	**3614**	**3614 SUBTOTAL for 3614's**	**116,305**	**24,185**	**24,185**	**0**	**0**	**0**
3	3704	3704 3704 FALLS PREV	387	0	0	0	0	0
3	**3704**	**3704 SUBTOTAL for 3704's**	**387**	**0**	**0**	**0**	**0**	**0**
3	3705	3705 3705 SELF-MNGMT ED FUND	317	0	0	0	0	0
3	**3705**	**3705 SUBTOTAL for 3705's**	**317**	**0**	**0**	**0**	**0**	**0**
3	3740	3524 CHW HIV REACH	2,620	2,800	2,800	0	0	0
3	**3740**	**3740 SUBTOTAL for 3740's**	**2,620**	**2,800**	**2,800**	**0**	**0**	**0**
3	3815	3815 3815 BIKE HELMET DISTRIBUTION	15,286	20,000	20,000	0	0	0
3	**3815**	**3815 SUBTOTAL for 3815's**	**15,286**	**20,000**	**20,000**	**0**	**0**	**0**
3	3901	3901 3901 ADV HLTH EQUITY FOR DIABETE FD	406	910	910	0	0	0
3	**3901**	**3901 SUBTOTAL for 3901's**	**406**	**910**	**910**	**0**	**0**	**0**

BHP

406/410 series report

Dept. Name: Health Promotions
Agency Name: Health & Environment--Health
Agency Reporting Level: 21640
Version: 2028-A-02-00264

Date: 09/02/2026
Time: 13:36:23

Division of the Budget
KANSAS

Series	Fund Code	FUND/ACCOUNT TITLE	FY 2026 Actuals	FY 2027 Adjusted Budget Request	FY 2028 Adjusted Budget Request	null	null	null
3	3933	3933 3933 WISEWOMAN FUND	106	200	200	0	0	0
3	**3933**	**3933 SUBTOTAL for 3933's**	**106**	**200**	**200**	**0**	**0**	**0**
3	3936	3936 3936 School Based Data Collection	236	900	900	0	0	0
3	**3936**	**3936 SUBTOTAL for 3936's**	**236**	**900**	**900**	**0**	**0**	**0**
3	7311	7090 GIFTS GRNTS & DNTNS FD-HEALTH	7,168	0	0	0	0	0
3	**7311**	**7311 SUBTOTAL for 7311's**	**7,168**	**0**	**0**	**0**	**0**	**0**
		2072 TOTAL Commodities	**190,335**	**82,805**	**82,805**	**0**	**0**	**0**
4	1000	0680 TOBACCO CESSATION PROGRAM	1	0	0	0	0	0
4	**1000**	**1000 SUBTOTAL for 1000's**	**1**	**0**	**0**	**0**	**0**	**0**
4	3150	3350 BREST/CERV CNCR PRG/DET FDF	186	675	675	0	0	0
4	3150	3885 COLLAB APP-CHRNC DIS-BRFSS	266	1,800	1,800	0	0	0
4	**3150**	**3150 SUBTOTAL for 3150's**	**452**	**2,475**	**2,475**	**0**	**0**	**0**
4	3294	3294 3294 INJURY INTERVENTION	143	400	400	0	0	0
4	**3294**	**3294 SUBTOTAL for 3294's**	**143**	**400**	**400**	**0**	**0**	**0**
4	3598	3598 3598 KANSAS TOBACCO CONTROL PROGRAM	573	600	600	0	0	0
4	**3598**	**3598 SUBTOTAL for 3598's**	**573**	**600**	**600**	**0**	**0**	**0**
4	3599	3599 3599 Colorectal Cancer Screening	138	0	0	0	0	0
4	**3599**	**3599 SUBTOTAL for 3599's**	**138**	**0**	**0**	**0**	**0**	**0**
4	3603	3603 3603 Dibetes&Hrt Dis &Strk Pvntn	0	250	250	0	0	0
4	**3603**	**3603 SUBTOTAL for 3603's**	**0**	**250**	**250**	**0**	**0**	**0**
4	3607	3607 3607 ALZHEIMERS ASSN INCLUSION FY19	0	100	100	0	0	0
4	**3607**	**3607 SUBTOTAL for 3607's**	**0**	**100**	**100**	**0**	**0**	**0**
4	3614	3200 PREV HLTH/HLTH SVC BLK GRT FDF	3,132	2,500	2,500	0	0	0
4	**3614**	**3614 SUBTOTAL for 3614's**	**3,132**	**2,500**	**2,500**	**0**	**0**	**0**
4	3705	3705 3705 SELF-MNGMT ED FUND	1,392	0	0	0	0	0
4	**3705**	**3705 SUBTOTAL for 3705's**	**1,392**	**0**	**0**	**0**	**0**	**0**
4	3740	3524 CHW HIV REACH	1,212	1,250	1,250	0	0	0
4	**3740**	**3740 SUBTOTAL for 3740's**	**1,212**	**1,250**	**1,250**	**0**	**0**	**0**
4	3901	3901 3901 ADV HLTH EQUITY FOR DIABETE FD	0	125	125	0	0	0
4	**3901**	**3901 SUBTOTAL for 3901's**	**0**	**125**	**125**	**0**	**0**	**0**
4	3926	3926 3926 STRENGTHEN US PUBLIC HEALTH FD	2,285	0	0	0	0	0
4	**3926**	**3926 SUBTOTAL for 3926's**	**2,285**	**0**	**0**	**0**	**0**	**0**
4	3933	3933 3933 WISEWOMAN FUND	455	0	0	0	0	0
4	**3933**	**3933 SUBTOTAL for 3933's**	**455**	**0**	**0**	**0**	**0**	**0**
4	3936	3936 3936 School Based Data Collection	619	500	500	0	0	0
4	**3936**	**3936 SUBTOTAL for 3936's**	**619**	**500**	**500**	**0**	**0**	**0**
4	3939	3939 3939 Rural Hlth Transfrm FD	2,262	0	0	0	0	0
4	**3939**	**3939 SUBTOTAL for 3939's**	**2,262**	**0**	**0**	**0**	**0**	**0**
4	7311	7090 GIFTS GRNTS & DNTNS FD-HEALTH	6,321	0	0	0	0	0
4	**7311**	**7311 SUBTOTAL for 7311's**	**6,321**	**0**	**0**	**0**	**0**	**0**
		2242 TOTAL Capital Outlay	**18,985**	**8,200**	**8,200**	**0**	**0**	**0**
8	1000	0680 TOBACCO CESSATION PROGRAM	116,233	150,000	75,000	0	0	0
8	1000	1300 BREAST CANCER SCREENING PROGRM	0	30,000	30,000	0	0	0
8	1000	1450 Specialty health care access programs	550,000	550,000	0	0	0	0

BHP

406/410 series report

Dept. Name: Health Promotions
Agency Name: Health & Environment--Health
Agency Reporting Level: 21640
Version: 2028-A-02-00264

Date: 09/02/2026
Time: 13:36:23

Division of the Budget
KANSAS

Series	Fund Code	FUND/ACCOUNT TITLE	FY 2026 Actuals	FY 2027 Adjusted Budget Request	FY 2028 Adjusted Budget Request	null	null	null
8	1000	1726 CPR and AED Grants	0	500,000	0	0	0	0
8	**1000**	**1000 SUBTOTAL for 1000's**	**666,233**	**1,230,000**	**105,000**	**0**	**0**	**0**
8	1900	1901 Healthcare Upskill Train Prgm	850,245	0	0	0	0	0
8	**1900**	**1900 SUBTOTAL for 1900's**	**850,245**	**0**	**0**	**0**	**0**	**0**
8	2000	2109 CIF-SMOKING PREVENTION	583,223	0	0	0	0	0
8	**2000**	**2000 SUBTOTAL for 2000's**	**583,223**	**0**	**0**	**0**	**0**	**0**
8	3150	3350 BREST/CERV CNCR PRG/DET FDF	217,974	250,000	250,000	0	0	0
8	**3150**	**3150 SUBTOTAL for 3150's**	**217,974**	**250,000**	**250,000**	**0**	**0**	**0**
8	3294	3290 SEXUAL VIOLENCE PRVNT/EDU	105,450	100,000	0	0	0	0
8	3294	3294 3294 INJURY INTERVENTION	957,943	870,000	870,000	0	0	0
8	**3294**	**3294 SUBTOTAL for 3294's**	**1,063,393**	**970,000**	**870,000**	**0**	**0**	**0**
8	3598	3598 3598 KANSAS TOBACCO CONTROL PROGRAM	44,534	45,000	45,000	0	0	0
8	**3598**	**3598 SUBTOTAL for 3598's**	**44,534**	**45,000**	**45,000**	**0**	**0**	**0**
8	3603	3603 3603 Dibetes&Hrt Dis &Strk Pvntn	340,914	450,000	450,000	0	0	0
8	**3603**	**3603 SUBTOTAL for 3603's**	**340,914**	**450,000**	**450,000**	**0**	**0**	**0**
8	3614	3200 PREV HLTH/HLTH SVC BLK GRT FDF	157,604	165,000	158,000	0	0	0
8	**3614**	**3614 SUBTOTAL for 3614's**	**157,604**	**165,000**	**158,000**	**0**	**0**	**0**
8	3704	3704 3704 FALLS PREV	19,695	0	0	0	0	0
8	**3704**	**3704 SUBTOTAL for 3704's**	**19,695**	**0**	**0**	**0**	**0**	**0**
8	3705	3705 3705 SELF-MNGMT ED FUND	31,430	0	0	0	0	0
8	**3705**	**3705 SUBTOTAL for 3705's**	**31,430**	**0**	**0**	**0**	**0**	**0**
8	3740	3524 CHW HIV REACH	187,100	95,000	95,000	0	0	0
8	**3740**	**3740 SUBTOTAL for 3740's**	**187,100**	**95,000**	**95,000**	**0**	**0**	**0**
8	3901	3901 3901 ADV HLTH EQUITY FOR DIABETE FD	405,814	400,000	400,000	0	0	0
8	**3901**	**3901 SUBTOTAL for 3901's**	**405,814**	**400,000**	**400,000**	**0**	**0**	**0**
8	7000	7010 Smoking Prevention Grants	0	600,000	600,000	0	0	0
8	**7000**	**7000 SUBTOTAL for 7000's**	**0**	**600,000**	**600,000**	**0**	**0**	**0**
8	7311	7090 GIFTS GRNTS & DNTNS FD-HEALTH	113,246	0	0	0	0	0
8	**7311**	**7311 SUBTOTAL for 7311's**	**113,246**	**0**	**0**	**0**	**0**	**0**
		2422 TOTAL Aid to Locals	**4,681,405**	**4,205,000**	**2,973,000**	**0**	**0**	**0**
9	1000	0680 TOBACCO CESSATION PROGRAM	87,375	107,717	78,979	0	0	0
9	1000	1300 BREAST CANCER SCREENING PROGRM	0	50,000	50,000	0	0	0
9	1000	1726 CPR and AED Grants	0	250,000	0	0	0	0
9	1000	New16 Senior Farmers Market Nutrition Prgm	0	0	128,150	0	0	0
9	**1000**	**1000 SUBTOTAL for 1000's**	**87,375**	**407,717**	**257,129**	**0**	**0**	**0**
9	1900	1901 Healthcare Upskill Train Prgm	149,755	0	0	0	0	0
9	**1900**	**1900 SUBTOTAL for 1900's**	**149,755**	**0**	**0**	**0**	**0**	**0**
9	2000	2109 CIF-SMOKING PREVENTION	324,860	0	0	0	0	0
9	**2000**	**2000 SUBTOTAL for 2000's**	**324,860**	**0**	**0**	**0**	**0**	**0**
9	3150	3350 BREST/CERV CNCR PRG/DET FDF	11,732	0	0	0	0	0
9	3150	3360 B&CC PRG-COMPREHENSIVE CANCER	40,700	30,000	30,000	0	0	0
9	**3150**	**3150 SUBTOTAL for 3150's**	**52,432**	**30,000**	**30,000**	**0**	**0**	**0**
9	3284	3284 3284 SAMHSA-PROJECT LAUNCH INTV	2,071	0	0	0	0	0
9	**3284**	**3284 SUBTOTAL for 3284's**	**2,071**	**0**	**0**	**0**	**0**	**0**
9	3294	3290 SEXUAL VIOLENCE PRVNT/EDU	211,931	200,000	0	0	0	0

BHP

406/410 series report

Dept. Name: Health Promotions
Agency Name: Health & Environment--Health
Agency Reporting Level: 21640
Version: 2028-A-02-00264

Date: 09/02/2026
Time: 13:36:23

Division of the Budget
KANSAS

Series	Fund Code	FUND/ACCOUNT TITLE	FY 2026 Actuals	FY 2027 Adjusted Budget Request	FY 2028 Adjusted Budget Request	null	null	null
9	3294	3294 3294 INJURY INTERVENTION	231,656	370,000	370,000	0	0	0
9	**3294**	**3294 SUBTOTAL for 3294's**	**443,587**	**570,000**	**370,000**	**0**	**0**	**0**
9	3406	3406 3406 SR FARMERS MARKET PRG	128,250	148,478	148,478	0	0	0
9	**3406**	**3406 SUBTOTAL for 3406's**	**128,250**	**148,478**	**148,478**	**0**	**0**	**0**
9	3598	3598 3598 KANSAS TOBACCO CONTROL PROGRAM	50,421	0	0	0	0	0
9	**3598**	**3598 SUBTOTAL for 3598's**	**50,421**	**0**	**0**	**0**	**0**	**0**
9	3603	3603 3603 Dibetes&Hrt Dis &Strk Pvntn	138,955	77,182	73,865	0	0	0
9	**3603**	**3603 SUBTOTAL for 3603's**	**138,955**	**77,182**	**73,865**	**0**	**0**	**0**
9	3614	3200 PREV HLTH/HLTH SVC BLK GRT FDF	300,533	240,000	205,000	0	0	0
9	**3614**	**3614 SUBTOTAL for 3614's**	**300,533**	**240,000**	**205,000**	**0**	**0**	**0**
9	3704	3704 3704 FALLS PREV	8,010	0	0	0	0	0
9	**3704**	**3704 SUBTOTAL for 3704's**	**8,010**	**0**	**0**	**0**	**0**	**0**
9	3705	3705 3705 SELF-MNGMT ED FUND	2,750	0	0	0	0	0
9	**3705**	**3705 SUBTOTAL for 3705's**	**2,750**	**0**	**0**	**0**	**0**	**0**
9	3740	3524 CHW HIV REACH	17,290	25,000	25,000	0	0	0
9	**3740**	**3740 SUBTOTAL for 3740's**	**17,290**	**25,000**	**25,000**	**0**	**0**	**0**
9	3901	3901 3901 ADV HLTH EQUITY FOR DIABETE FD	35,000	50,000	50,000	0	0	0
9	**3901**	**3901 SUBTOTAL for 3901's**	**35,000**	**50,000**	**50,000**	**0**	**0**	**0**
9	7000	7010 Smoking Prevention Grants	0	335,000	335,000	0	0	0
9	**7000**	**7000 SUBTOTAL for 7000's**	**0**	**335,000**	**335,000**	**0**	**0**	**0**
9	7311	7090 GIFTS GRNTS & DNTNS FD-HEALTH	242,577	0	0	0	0	0
9	**7311**	**7311 SUBTOTAL for 7311's**	**242,577**	**0**	**0**	**0**	**0**	**0**
		2632 TOTAL Other Assistance	**1,983,866**	**1,883,377**	**1,494,472**	**0**	**0**	**0**
92	3102	3620 ZIKA BIRTH DEFECTS SURV & REF	5,580	0	0	0	0	0
92	**3102**	**3102 SUBTOTAL for 3102's**	**5,580**	**0**	**0**	**0**	**0**	**0**
92	3150	3350 BREST/CERV CNCR PRG/DET FDF	156,533	160,000	160,000	0	0	0
92	3150	3360 B&CC PRG-COMPREHENSIVE CANCER	30,970	30,000	30,000	0	0	0
92	3150	3885 COLLAB APP-CHRNC DIS-BRFSS	42,783	83,204	83,204	0	0	0
92	**3150**	**3150 SUBTOTAL for 3150's**	**230,286**	**273,204**	**273,204**	**0**	**0**	**0**
92	3284	3284 3284 SAMHSA-PROJECT LAUNCH INTV	9,266	0	0	0	0	0
92	**3284**	**3284 SUBTOTAL for 3284's**	**9,266**	**0**	**0**	**0**	**0**	**0**
92	3294	3290 SEXUAL VIOLENCE PRVNT/EDU	11,801	0	0	0	0	0
92	3294	3294 3294 INJURY INTERVENTION	623,870	652,536	652,536	0	0	0
92	**3294**	**3294 SUBTOTAL for 3294's**	**635,671**	**652,536**	**652,536**	**0**	**0**	**0**
92	3406	3406 3406 SR FARMERS MARKET PRG	2,417	2,700	2,700	0	0	0
92	**3406**	**3406 SUBTOTAL for 3406's**	**2,417**	**2,700**	**2,700**	**0**	**0**	**0**
92	3598	3598 3598 KANSAS TOBACCO CONTROL PROGRAM	81,616	85,000	85,000	0	0	0
92	**3598**	**3598 SUBTOTAL for 3598's**	**81,616**	**85,000**	**85,000**	**0**	**0**	**0**
92	3599	3599 3599 Colorectal Cancer Screening	59,743	0	0	0	0	0
92	**3599**	**3599 SUBTOTAL for 3599's**	**59,743**	**0**	**0**	**0**	**0**	**0**
92	3603	3603 3603 Dibetes&Hrt Dis &Strk Pvntn	31,780	75,457	75,457	0	0	0
92	**3603**	**3603 SUBTOTAL for 3603's**	**31,780**	**75,457**	**75,457**	**0**	**0**	**0**
92	3607	3607 3607 ALZHEIMERS ASSN INCLUSION FY19	27,122	35,022	35,022	0	0	0
92	**3607**	**3607 SUBTOTAL for 3607's**	**27,122**	**35,022**	**35,022**	**0**	**0**	**0**

BHD

406/410 series report

Dept. Name: Health Promotions
Agency Name: Health & Environment--Health
Agency Reporting Level: 21640
Version: 2028-A-02-00264

Date: 09/02/2026
Time: 13:36:23

Division of the Budget
KANSAS

Series	Fund Code	FUND/ACCOUNT TITLE	FY 2026 Actuals	FY 2027 Adjusted Budget Request	FY 2028 Adjusted Budget Request	null	null	null
92	3614	3200 PREV HLTH/HLTH SVC BLK GRT FDF	97,461	101,000	101,000	0	0	0
92	**3614**	**3614 SUBTOTAL for 3614's**	**97,461**	**101,000**	**101,000**	**0**	**0**	**0**
92	3704	3704 3704 FALLS PREV	15,598	0	0	0	0	0
92	**3704**	**3704 SUBTOTAL for 3704's**	**15,598**	**0**	**0**	**0**	**0**	**0**
92	3705	3705 3705 SELF-MNGMT ED FUND	16,581	0	0	0	0	0
92	**3705**	**3705 SUBTOTAL for 3705's**	**16,581**	**0**	**0**	**0**	**0**	**0**
92	3740	3524 CHW HIV REACH	15,735	36,829	36,829	0	0	0
92	**3740**	**3740 SUBTOTAL for 3740's**	**15,735**	**36,829**	**36,829**	**0**	**0**	**0**
92	3901	3901 3901 ADV HLTH EQUITY FOR DIABETE FD	27,709	61,185	61,185	0	0	0
92	**3901**	**3901 SUBTOTAL for 3901's**	**27,709**	**61,185**	**61,185**	**0**	**0**	**0**
92	3933	3933 3933 WISEWOMAN FUND	29,917	0	0	0	0	0
92	**3933**	**3933 SUBTOTAL for 3933's**	**29,917**	**0**	**0**	**0**	**0**	**0**
92	3936	3936 3936 School Based Data Collection	13,927	16,182	16,182	0	0	0
92	**3936**	**3936 SUBTOTAL for 3936's**	**13,927**	**16,182**	**16,182**	**0**	**0**	**0**
92	7311	7090 GIFTS GRNTS & DNTNS FD-HEALTH	54,300	0	0	0	0	0
92	**7311**	**7311 SUBTOTAL for 7311's**	**54,300**	**0**	**0**	**0**	**0**	**0**
		2832 TOTAL Non-Expense Items	**1,354,709**	**1,339,115**	**1,339,115**	**0**	**0**	**0**
		2832 TOTAL All Funds	**19,035,805**	**22,839,203**	**18,528,673**	**0**	**0**	**0**

BHP

406/410 series report

Dept. Name: Health Promotions
Agency Name: Health & Environment--Health
Agency Reporting Level: 21640
Version: 2028-A-02-00264

Date: 09/02/2026
Time: 13:36:23

Division of the Budget
KANSAS

Fund Code	FUND/ACCOUNT TITLE	FY 2026 Actuals	FY 2027 Adjusted Budget Request	FY 2028 Adjusted Budget Request	null	null	null
0270	OP EXP-INCLD OFF HOS-HLTH	123,436	107,436	107,436	0	0	0
0680	TOBACCO CESSATION PROGRAM	880,095	1,226,389	938,520	0	0	0
1300	BREAST CANCER SCREENING PROGRM	402,964	4,109,214	1,227,931	0	0	0
1450	Specialty health care access programs	550,000	550,000	0	0	0	0
1726	CPR and AED Grants	0	750,000	131,000	0	0	0
New16	Senior Farmers Market Nutrition Prgm	0	0	128,150	0	0	0
1000	**SUBTOTAL STATE GENERAL FUND**	**1,956,495**	**6,743,039**	**2,533,037**	**0**	**0**	**0**
1901	Healthcare Upskill Train Prgm	1,000,000	0	0	0	0	0
1900	**SUBTOTAL ECON DEVELOPMENT INITIATIVES**	**1,000,000**	**0**	**0**	**0**	**0**	**0**
2109	CIF-SMOKING PREVENTION	1,001,219	0	0	0	0	0
2000	**SUBTOTAL CHILDRENS INITIATIVES FUND**	**1,001,219**	**0**	**0**	**0**	**0**	**0**
4610	DP&HP-TUBERCULOSIS PREVNT GRNT	1,141	0	0	0	0	0
3071	**SUBTOTAL TUBRC CTL GRT/COOP AGR**	**1,141**	**0**	**0**	**0**	**0**	**0**
3620	ZIKA BIRTH DEFECTS SURV & REF	41,347	0	0	0	0	0
3102	**SUBTOTAL ZIKA BIRTH DEFECTS SURV & REF**	**41,347**	**0**	**0**	**0**	**0**	**0**
3350	BREST/CERV CNCR PRG/DET FDF	3,125,166	2,799,327	2,850,647	0	0	0
3355	B&CC PRG-CANCER REGISTRIES	734,086	734,086	734,086	0	0	0
3360	B&CC PRG-COMPREHENSIVE CANCER	436,886	526,442	540,505	0	0	0
3885	COLLAB APP-CHRNC DIS-BRFSS	592,323	859,827	883,947	0	0	0
3150	**SUBTOTAL 93.283-DIS CTL/PVTN-INV/TCH AS**	**4,888,461**	**4,919,682**	**5,009,185**	**0**	**0**	**0**
3284	SAMHSA-PROJECT LAUNCH INTV	26,637	0	0	0	0	0
3284	**SUBTOTAL SUB ABS/MNTL HLTH SVC**	**26,637**	**0**	**0**	**0**	**0**	**0**
3290	SEXUAL VIOLENCE PRVNT/EDU	433,694	417,495	123,261	0	0	0
3294	INJURY INTERVENTION	3,013,632	3,161,909	3,204,007	0	0	0
3294	**SUBTOTAL INJY PRVTN/CTL RSCH-COM**	**3,447,326**	**3,579,404**	**3,327,268**	**0**	**0**	**0**
3406	SR FARMERS MARKET PRG	147,689	164,975	164,975	0	0	0
3406	**SUBTOTAL 10.576-SR FARMR MRKT NUTR PRG**	**147,689**	**164,975**	**164,975**	**0**	**0**	**0**
3598	KANSAS TOBACCO CONTROL PROGRAM	1,240,387	1,354,954	1,332,178	0	0	0
3598	**SUBTOTAL KANSAS TOBACCO CONTROL PROGRAM**	**1,240,387**	**1,354,954**	**1,332,178**	**0**	**0**	**0**
3599	Colorectal Cancer Screening	152,497	0	0	0	0	0
3599	**SUBTOTAL Colorectal Cancer Screening**	**152,497**	**0**	**0**	**0**	**0**	**0**
3603	Dibetes&Hrt Dis &Strk Pvntn	792,686	1,010,733	1,022,703	0	0	0
3603	**SUBTOTAL Dibetes&HRT Dis&Stroke Pvntn**	**792,686**	**1,010,733**	**1,022,703**	**0**	**0**	**0**

BHP

406/410 series report

Dept. Name: Health Promotions
Agency Name: Health & Environment--Health
Agency Reporting Level: 21640
Version: 2028-A-02-00264

Date: 09/02/2026
Time: 13:36:23

Division of the Budget
KANSAS

Fund Code	FUND/ACCOUNT TITLE	FY 2026 Actuals	FY 2027 Adjusted Budget Request	FY 2028 Adjusted Budget Request	null	null	null
3607	ALZHEIMERS ASSN INCLUSION FY19	184,706	375,617	385,172	0	0	0
3607	**SUBTOTAL ALZHEIMERS ASSN INCLUSION FUND**	**184,706**	**375,617**	**385,172**	**0**	**0**	**0**
3200	PREV HLTH/HLTH SVC BLK GRT FDF	1,541,836	1,435,261	1,423,705	0	0	0
3614	**SUBTOTAL 93.991-PRVNT HLTH/HLTH SVC BLK**	**1,541,836**	**1,435,261**	**1,423,705**	**0**	**0**	**0**
3704	FALLS PREV	108,089	0	0	0	0	0
3704	**SUBTOTAL FALLS PREV**	**108,089**	**0**	**0**	**0**	**0**	**0**
3705	SELF-MNGMT ED FUND	104,757	0	0	0	0	0
3705	**SUBTOTAL SELF-MNGMT ED FUND**	**104,757**	**0**	**0**	**0**	**0**	**0**
3524	CHW HIV REACH	326,384	342,005	351,819	0	0	0
3740	**SUBTOTAL 93.940-HIV PRVTN ACT-HLTH DEPT**	**326,384**	**342,005**	**351,819**	**0**	**0**	**0**
3815	BIKE HELMET DISTRIBUTION	15,286	20,000	20,000	0	0	0
3815	**SUBTOTAL ST/COMM HIGHWAY SAFETY**	**15,286**	**20,000**	**20,000**	**0**	**0**	**0**
3901	ADV HLTH EQUITY FOR DIABETE FD	713,658	754,735	764,224	0	0	0
3901	**SUBTOTAL ADV HLTH EQUITY FOR DIABETE FD**	**713,658**	**754,735**	**764,224**	**0**	**0**	**0**
3926	STRENGTHEN US PUBLIC HEALTH FD	280,745	32,680	33,939	0	0	0
3926	**SUBTOTAL STRENGTHEN US PUBLIC HEALTH FD**	**280,745**	**32,680**	**33,939**	**0**	**0**	**0**
3933	WISEWOMAN FUND	442,324	429,483	446,523	0	0	0
3933	**SUBTOTAL WISEWOMAN FUND**	**442,324**	**429,483**	**446,523**	**0**	**0**	**0**
3936	School Based Data Collection	134,031	107,915	112,765	0	0	0
3936	**SUBTOTAL School Based Data Collection**	**134,031**	**107,915**	**112,765**	**0**	**0**	**0**
3939	Rural Hlth Transfrm FD	42,264	546,580	579,040	0	0	0
3939	**SUBTOTAL Rural Hlth Transfrm FD**	**42,264**	**546,580**	**579,040**	**0**	**0**	**0**
7010	Smoking Prevention Grants	0	1,001,960	1,001,960	0	0	0
7000	**SUBTOTAL KS ENDOWMENT FOR YOUTH FD**	**0**	**1,001,960**	**1,001,960**	**0**	**0**	**0**
7090	GIFTS GRNTS & DNTNS FD-HEALTH	445,840	20,180	20,180	0	0	0
7311	**SUBTOTAL GIFTS GRNTS & DNTNS FD-HEALTH**	**445,840**	**20,180**	**20,180**	**0**	**0**	**0**
	3436 TOTAL MEANS OF FUNDING	**19,035,805**	**22,839,203**	**18,528,673**	**0**	**0**	**0**

BHP

Narrative Information—DA 400

Division of the Budget | Agency: Department of Health and Environment

State of Kansas | Program: Bureau of Family Health 65000

Overview of Program

Mission: Provide leadership to enhance the health of Kansas women and children through partnerships with families and communities.

The Bureau of Family Health (BFH) promotes intergenerational public health by improving the health of Kansas women, men, parents, children, and families through facilitation of access to comprehensive, family-centered, coordinated services; provision of screening, assessment, and intervention services; and promotion of policy and system resources. The Bureau convenes several state-level, multi-disciplinary committees and councils that guide efforts and investments such as the Maternal and Child Health (MCH) Council, Newborn Screening Advisory Council, Maternal Mortality Review Committee (MMRC), Kansas Perinatal Quality Collaborative (KPQC), Palliative Care and Quality of Life Interdisciplinary Advisory Council (PCQOLIAC) and more. Programs address the needs of individuals and families, especially those in high-risk populations such as those with low income or limited access to services and care.

The **Screening & Surveillance (S&S) Section** strives to create equitable access to information, supports and services for newborns, mothers and families through a data-driven approach and by fostering partnerships. S&S is comprised of core public health screening services and surveillance programs: Newborn Screening (Blood Spot, Hearing, and CCHD Follow-Up), Birth Defects Surveillance, and the Special Health Care Needs program. Collectively, the Section works as an integrated team to leverage data, resources and knowledge to conduct the screening of newborns, identify causes of birth defects, and support children and families who have been identified with a special health care need. This includes screening of newborns for hearing loss, heart defects, and genetic/metabolic disorders to support healthy outcomes, as well as surveillance activities related to reducing the incidence of preventable birth defects.

Newborn Screening Blood Spot (NBS) is a collaborative effort among public health, including follow-up and the state laboratory, hospitals, medical care providers, and the parents of infants screened. Although most newborns appear perfectly healthy, there are some diseases not visible at birth. Unless these diseases are identified and treated early, they can cause severe illness, intellectual or developmental disabilities, or in some cases, death. To test these diseases, a baby's heel is pricked, and a small sample of blood is sent to the state public health laboratory to test for 38 genetic and metabolic conditions. When an abnormal result is identified, NBS Blood Spot Follow Up staff are on standby to notify and assist providers with the appropriate next steps, as well as provide important information and resources to families to support their healthcare journey.

Newborn Point of Care Screening oversees pulse oximetry screening for critical congenital heart defects (CCHD) and hearing screening for congenital hearing loss. The Early Hearing Detection and Intervention (EHDI) program, also known as SoundBeginnings, is a public health service provided to families with newborn infants in collaboration with participating hospitals, doctors, audiologists, and early intervention networks. Kansas newborns

receive a screening examination for the detection of hearing loss in the 24 to 48 hours after birth. SoundBeginnings monitors infants from the hospital to the infant's primary care physician, audiologist, and agencies that provide early intervention to ensure that infants complete the hearing screening process within 1 month of age and receive related diagnostic services prior to 3 months of age. For those newborns with identified hearing loss, the program provides referral to early intervention to assure effective treatments and interventions are in place by 6 months of age to support healthy growth and development, and to prevent future speech and language delays, which may negatively impact the child's ability to learn and socialize. SoundBeginnings provides training to hospitals and organizations that conduct hearing screens and provide services to infants and toddlers. In addition to training, educational materials and resources are provided to families of newborns identified with hearing loss. Under Point of Care, the CCHD program conducts follow-up on failed CCHD screens, as well as on infants who have no CCHD screening information to ensure a screen was completed. In addition to these follow-up activities, CCHD and SoundBeginnings work closely with the Birth Defects Surveillance Program to assure that newborns affected by congenital hearing or heart defects have been captured by programs and connected with the appropriate information, supports and services.

Birth Defects Surveillance is responsible for the provision of surveillance, education, and monitoring of reportable congenital anomalies, stillbirths, and abnormal conditions of newborns including identification of conditions and risk factors, detection of trends and epidemics, quantification of morbidity and mortality rates, epidemiological research, prevention efforts, and facilitation of intervention and treatments. Kansas currently has a passive case-finding system with case confirmation, resulting in limited follow-up on specific conditions. Mandated reporting of certain congenital anomalies prompts case verification through medical records abstraction. Upon confirmation of a birth defect, appropriate resources are gathered for families and referrals are made, including the Special Health Care Needs (SHCN) Program and Kansas Early Childhood Developmental Services (KECDS).

The Special Health Care Needs (SHCN) program supports a system of care for persons who have or are at risk for a disability or chronic disease through direct financial assistance and care coordination. The program is responsible for planning, development, and promotion of quality specialty health care for individuals with eligible medical conditions in accordance with state and federal funding. The SHCN Program offers one-time diagnostic services (with prior authorization) to those under the age of 21 years who are at risk for or suspected of having a severe disability or chronic disease, regardless of family income. The SHCN Program also oversees the Special Bequest Commission. A commission comprised of one clinician and four parents or guardians that oversee bequeathed funds that support children who are in the SHCN Program. These funds cover supports that families are not able to have approved through Medicaid or SHCN funding but improve the quality of life for the child and family. As of FY19 any child who has a qualifying condition but does not meet financial eligibility qualifies for Care Coordination services.

The **Children and Families Section** includes programs and initiatives which promote optimal health for infants, children, adolescents, women, men, and families through systems development activities and grants to local communities. Programs ensure effective coordination of services and delivery

of information related to critical health, development, early learning, child abuse/neglect prevention, and family support. State staff provide technical assistance to communities and agencies on identifying local health issues, developing policies and plans, identifying effective models, professional development opportunities, and monitoring progress. Programs include Maternal and Child Health (MCH), Reproductive Health and Family Planning (RH/FP), Pregnancy Maintenance Initiative (PMI), Teen Pregnancy Targeted Case Management (TPTCM), Becoming a Mom (BaM), and Kansas Early Childhood Developmental Services (KECDS; i.e., Infant-Toddler Services or Part C). The section is also responsible for the fiscal management of the Child Abuse Review and Evaluation (CARE) pediatric forensic exam program authorized in the Governor's budget.

Reproductive Health and Family Planning (RH/FP) clinics across the state provide education, counseling, and medical services to assist individuals in determining the number and spacing of their children, thereby promoting positive birth outcomes and healthy families. The majority of the FP grant funding, Title X federal funding, is provided to approximately 44 local health agencies covering 51 counties.

Maternal and Child Health (MCH), Title V, grant funding is provided to approximately 56 local health agencies and community-based organizations to support programs and services for women, pregnant women, infants, children, and adolescents. Local programs offer strengths-based supports and services to promote healthy individuals, families, and relationships in alignment with the Title V MCH Block Grant State Action Plan.

Pregnancy Maintenance Initiative (PMI) program funds 12 local health agencies and community-based organizations to provide case management services for pregnant women to enable them to carry their pregnancies to term. The program increases ready access to appropriate prenatal care improving positive pregnancy outcomes for women and their babies.

Teen Pregnancy Targeted Case Management (TPTCM) funds 10 local health agencies and community-based organizations to provide case management services for pregnant and/or parenting adolescents up to 12 months after delivery. The program goals are to reduce negative consequences of teenage pregnancy for Kansas teens and their children, increase levels of self-sufficiency and goal-directedness relating to their own futures and that of their children and delay subsequent childbearing until completion of goals related to basic education and training or they reach 21 years of age.
Kansas Early Childhood Developmental Services (KECDS) is responsible for developing and maintaining a multidisciplinary state system for identification, evaluation, and early intervention services for newborns, infants, and toddlers with disabilities and/or developmental delays. In accordance with Part C of the Individuals with Disabilities Education Act (IDEA), KECDS provides training, education, support services, follow-up, and guidance, statewide at no cost, to families of eligible children.

Becoming a Mom®/Comenzando Bien® (BaM) is a culturally responsive prenatal education program that brings together health care providers, public health, and community organizations to improve birth outcomes. The program is implemented using the Kansas Perinatal Community Collaboratives

(KPCC) model, which aligns local services and supports for pregnant individuals and their families. Consultants coordinate program growth, provide technical assistance, and support continuous quality improvement across implementation sites.

The **Consultant Section**, is responsible for cultivating partnerships to build and maintain a strong foundation of supports available to Kansas families through the Title V Maternal and Child Health (MCH) Block Grant and Bureau-wide family and consumer engagement initiatives. Consultants are comprised of a team of subject matter experts who guide and inform development and implementation of cross-cutting bureau/agency education, tools, and resources for all block grant population domains and behavioral health. These content experts facilitate Kansas Connecting Communities (perinatal behavioral health) and KSKidsMAP to Mental Wellness (pediatric mental health), a federal grant Maternal Anti-Violence Innovation and Sharing (MAVIS) Project funded through the Office on Women's Health and the State Maternal Health Innovation Grant funded through the Maternal and Child Health Bureau.

Help Me Grow (HMG): Help Me Grow is a national model implemented in Kansas to promote the early identification of developmental and behavioral concerns and connect families to appropriate community-based services. Through a centralized access point, cross-sector partnerships, and data-informed decision-making, HMG strengthens early childhood systems. Consultants provide leadership, training, and technical assistance to local partners to expand and sustain HMG implementation statewide.

This team also provides capacity to expand family support and engagement efforts through peer-to-peer supports, family leadership programs, such as; and advisory opportunities, such as Family Advisory Council. The Family and Consumer Partnership (FCP) program provides technical assistance for local and state MCH programs to assure families are engaged and offered opportunity to assist with planning, implementation, and evaluation of the services and programs they engage with, as well as policy at the local, state, and national levels.

The Section also houses Kansas Maternal Mortality Review Committee (KMMRC), a collaboration among Title V, S&S, and key external partners to review pregnancy-related deaths, identify causes, and develop recommendations for actionable interventions to prevent future occurrences. An increasing national and state trend in maternal and pregnancy-associated deaths indicates the need to conduct maternal mortality review to gain insight into the medical and social factors leading to these events and to prevent future occurrences. The KMMRC was established in 2018 and the committee consists of 42 geographically diverse members representing various specialties, facilities, and systems that interact and impact maternal health. The Kansas Severe Maternal Morbidity and Maternal Mortality report covering deaths from 2016 to 2024 was published in January 2026, with fact sheets and key findings expected to be published in August 2026. Information and data collected from cases guide the efforts and focus of the Continuous Quality Improvement efforts of the Kansas Perinatal Quality Collaborative and guided the implementation of a patient safety bundle addressing identification and timely treatment of hypertensive disorders of pregnancy. The KPQC is a collaboration between medical professional and public

health leaders from across the state to improve maternal health outcomes and reduce maternal mortality in our state. Steered by a diverse executive committee of healthcare professionals, KPQC works in partnership with KDHE, the KMMRC, academic medical centers, hospital birth centers, community health centers, local health departments, and other organizations to identify and address concerns in quality of care for mothers and their babies. Using state-level data, including data from the KMMRC, KPQC mobilizes state networks to implement evidence-based and data-driven quality improvement initiatives. These initiatives aim to increase safety and improve the health and well-being of mothers and infants.

The **Title V MCH Director and Special Health Care Needs Director** provide oversight and administration of funds allocated to the state under the Maternal and Child Health Services Block Grant, authorized through Title V of the Social Security Act, which is responsible for promoting the health of all mothers and children, with an emphasis on children with special health care needs (CSHCN) and their families. They support staff across the bureau in all aspects of the MCH Block Grant, including MCH Epidemiologists and family leaders, such as the Title V MCH Family Delegate program. The Title V Directors lead the comprehensive needs assessment efforts and the development of a new MCH State Action Plan every five years and obtain yearly feedback from partners, consumers, and stakeholders to ensure continued align of the plan with the emerging needs of the MCH population. Title V Directors provide leadership, guidance, and oversight for monitoring and evaluating the impact of the State Action Plan, making recommendations for changes in priority investments, and proposing policy changes to address Title V requirements for legislatively mandated MCH populations, the workforce, and family/consumers in Kansas.

The **Palliative Care Program** facilitates work through health systems, individual providers, community-level partners, local public health and coalitions to educate providers and the public about Palliative Care. Palliative care is comprehensive, interdisciplinary care for patients living with serious, potentially life-threatening, or life-limiting conditions with the goal of improving the quality of life for both the patient and family. The Palliative Care Program was enacted in July 2018 by the Kansas Legislature (K.S.A. 65-1260 and 65-1261). The statute created the PCQOLIAC and a State Palliative Care Consumer and Professional Information and Education Program. In late 2018, thirteen council members were appointed to serve on the council, and a full-time Palliative Care Program Manager was hired within KDHE-Bureau of Health Promotions. The purpose of the council is twofold: 1) Develop recommendations related to palliative care and 2) Advise KDHE on palliative care education program and related initiatives. In 2023, Governor Laura Kelly approved the state's first 5-year Palliative Care Plan to address four priority areas of focus: 1) Access, 2) Education and Health Care Workforce Training, 3) Public and Community Awareness, and 4) Emergency Preparedness and Disaster Planning. Over the years, the PCQOLIAC has grown to collaborate with numerous agencies and organizations across the state. In FY2027, a new 5-year be introduced to continue advancing the work of our Palliative Care network.

FY 2026 Achievements:

1. Kansas' psychiatric access programs, Mental Health Consultation and Resource Network, is a collaborative initiative between the state pediatric program, KSKidsMAP and perinatal program, Kansas Connecting Communities. Psychiatric Access Programs provide timely consultations, training, and resource support to a wide range of health care and public health professionals – including OB/GYNs, family medicine physicians, pediatricians, APRNs, midwives, RNs, behavioral health clinicians, home visitors, community health workers, WIC staff, doulas, child protective services, peer mentors, and others. By equipping frontline providers with expert guidance and evidence-based tools, these programs promote earlier identification, intervention, and treatment of mental health and substance use conditions. Early engagement helps prevent escalation of symptoms, reduces long-term severity and complexity, and improves health outcomes for individuals and families while reducing strain on specialty mental health systems. Since inception in 2019, more 1,350 providers have enrolled in the Network and more than 1,500 inquiries have been supported. This includes more than 1,200 individual case consultations being facilitated and more than 2,800 professionals being trained by the programs.

2. The Reproductive Health and Family Planning Program partnered with 44 Title X Family Planning sub-recipients (local health agencies) in 58 services sites that included 51 of the state's 105 counties to provide clinical services to 11,792 clients in CY25. The program provides priority services to low-income families. Over 61% of clients were uninsured and 16% used public health insurance covering primary medical care

3. Kansas Perinatal Community Collaboratives (KPCC)/Becoming a Mom® (BaM): With proven success, Kansas MCH remains committed to supporting the expansion and sustainability of the KPCC initiative, providing training and technical assistance on community collaborative development and MCH program integration targeted at reaching a greater disparity population, and integrating additional services and support mechanisms for populations at greatest risk. View a map of existing sites and implementation progress, including the addition of new communities, on the Participating Communities website. Regional trainings were facilitated jointly with our MCH home visiting programs in the fall of 2024 to facilitate greater regional collaboration. Additionally, an extensive BaM curriculum adaptation project has been underway throughout FY2025 and FY2026 to make curriculum more accessible to low-literacy and English language learner populations.

4. The MCH program achieved the goal of serving a high-need and vulnerable/at-risk target population. During FY2026, local MCH programs provided services to 7,892 adults and 7,393 children (birth through 22 years) including 67.3% adults and 80.5% children who were covered by KanCare/Medicaid or who had no coverage, 54.5% single-parent households (includes separated, divorced, widowed), 18.6% (adults) with less than a 12th grade/high school education, and 29.5% (adults) with income at less than 100% of the poverty level.

5. The Home Visiting Unit prioritized expansion and impact this past year through state-wide collaboration and data-driven growth initiatives. Universal Home Visiting supported an estimated 12% of all Kansas births providing 8,278 home visits. MIECHV's implementing agencies provided evidence-based services to 497 households during the last program year, up from 221 the prior year. A new MIECHV hub was started at Russel Child Development Center and will begin serving families in coming months as part of the Kansas Office of Early Childhood.

6. The Community Partnership Unit, which includes the RH/FP, MCH, PMI, and TPTCM programs hosted a pre-conference session at the 2026 Governor's Public Health Conference in Wichita, KS. The team presented a joint session for all aid-to-local grantees to learn about the new DAISEY Encounter Form that went live July 1, 2026. The session included key updates and improvements to the data collection forms used by all the programs, a walk-through the new encounter form and provided an opportunity for attendees to practice entering fake data into the training environment. They also collected feedback and suggested recommendations from local agencies to help KDHE make enhancements to the form.

7. The Kansas Maternal Mortality Review Committee continues to review all maternal deaths and utilize a multidisciplinary team to review identify opportunities for preventing future maternal deaths. In FY2026, the committee welcomed a new member, a representative from the Southern Plains Tribal Health Board and reviewed maternal deaths that occurred through 2024.In year four and five of Maternal Anti-Violence Innovation and Sharing (MAVIS) Project we successfully completed 10 Confidentiality, Universal Education + Empowerment, and Support (CUES) training sessions reaching approximately 500 professionals. CUES is an evidence-based intervention to address domestic and sexual violence in healthcare settings – shown to improve health and safety outcomes for survivors. We also supported a Community Partnership Agreement implementation plan developed to formalize partnerships between Alliance for Innovation on Maternal Health (AIM) sites and local Intimate Partner Violence (IPV) agencies.

8. On August 7 and 8, 2025, the Kansas Department of Health and Environment (KDHE) and a dedicated planning committee hosted the first Million Moments for Maternal Mortality Prevention Conference. This was a collaboration between Kansas Connecting Communities (KCC), The Maternal Antiviolence Innovation and Sharing Project, Maternal Health Innovation program, and the Maternal Mortality Review Committee. 239 individuals from across Kansas and Missouri attended the two-day conference, which highlighted the overlapping factors that frequently contribute to maternal death, including physical and mental health conditions, substance use, intimate partner violence, and the systems that shape care and access. The conference evaluation shows strong engagement and measurable gains in participants' skills and confidence. 94% of participants rated the conference as "Excellent." 76 attendees—primarily social workers, nurses, and other health professionals— reported significant growth in all key competencies, from analyzing the intersection of mental and physical health, substance use, and intimate partner violence to implementing evidence-based, team-based care. One attendee noted, "I left the conference with a strong

desire as a social worker, mother, and someone who has given birth, to do more for the perinatal and postpartum populations." After the event, most planned to apply interdisciplinary screening tools, use empathy-based communication, and strengthen interagency collaboration. As one participant summarized, "This event gives us more tools to provide collaborative care."

9. The Bureau of Family Health received the State Maternal Health Innovation (MHI) grant in September 2023. Since receiving this funding, we have expanded our efforts in improving maternal health through the development, implementation, and evaluation of a maternal health improvement strategic plan developed through a Maternal Health Taskforce. In September 2024, MHI program staff submitted the first draft of the Maternal Health Strategic Plan with support from members of the Maternal Health Taskforce. The task force is currently revising and refining the current iteration of the draft to capture innovative work being done throughout the state, and the final version was submitted in September 2025. The strategic plan is currently being designed for public dissemination. Some innovative work that is funded by MHI includes pathways to doula training and credentialing, obstetric simulations for rural and critical access hospitals and the development of a new stimulation lab, and distribution of at-home blood pressure cuffs to pregnant patients at pilot sites. These activities support priority populations identified through Kansas Maternal Mortality Review Committee data.

10. The KS-SHCN program provides care coordination and financial assistance to families enrolled in the program. The program has had an increase focused on the quality-of-service delivery and utilized a family survey of SHCN families to identify strengths and opportunities for improvement. The SHCN program also established a new webpage with improved information and resources on the Screening & Surveillance website. With the establishment of this website, the SHCN program began working with the FAC SHCN workgroup to begin development of a more comprehensive resource page to support families and children with a special health care need. KS-SHCN and the newborn screening programs continue to work closely to ensure that those who have been identified through newborn screening are referred to the program and receive adequate resources upon diagnosis. KS-SHCN continued to increase its community presence to support awareness and education of program-related information through presentations, community events, care coordinator engagement with contract supported clinics, and other events throughout the state.

11. Kansas Early Childhood Developmental Services (KECDS) continues to Meet Requirements under Individuals with Disabilities Education Act (IDEA). Only 22 other states met this threshold. This unit has made great strides this year in streamlining workflows and communication across the state. Highlights include significant progress on the development of a robust new database system designed to enhance both data entry and secure information exchange, ongoing collaboration with KSDE to strengthen and clarify the transition process for children moving from Part C to Part B programs, continuing efforts to reduce instances of noncompliance, and the successful launch of a new help ticket system that has already improved responsiveness and support for local programs.

12. The Kansas Perinatal Quality Collaborative (KPQC) continued to expand the reach, depth, and quality of Alliance for Innovation on Maternal Health (AIM) implementation through the Kansas Perinatal Quality Collaborative (KPQC). Following the completion of the Postpartum Discharge Transition patient safety bundle, known in Kansas as the Fourth Trimester Initiative, Kansas initiated implementation of the Severe Hypertension in Pregnancy patient safety bundle in January 2025. Current enrollment includes 39 birthing hospitals, representing approximately 83% of births in Kansas.

    In addition to grant-supported implementation among birthing hospitals, Kansas has strategically chosen to engage select non-birthing hospitals as an additional activity above and beyond the grant parameters. This approach reflects Kansas' rural maternity care landscape and the need to strengthen recognition, stabilization, transfer, and emergency response for pregnant and postpartum patients who may present to facilities without labor and delivery units.

    Kansas has used the Severe Hypertension in Pregnancy bundle to strengthen both facility-level clinical response and statewide systems of care. Enrolled birthing facilities are submitting severe hypertension protocols that meet AIM criteria and are expected to embed approved protocols for immediate use. These protocols include diagnosis-to-treatment expectations, staff and provider education, and ongoing monitoring of timely treatment. Participating birthing facilities are tracking timely treatment according to approved protocols, and the Maternal Quality Improvement Coordinators provide direct technical assistance when "fall outs" occur, including cases related to provider adherence or delays associated with transfer to higher levels of care.

    Implementation has also built on and sustained key elements of the Fourth Trimester Initiative. Facilities continue to strengthen postpartum discharge and follow-up processes, including scheduling postpartum blood pressure checks and postpartum visits prior to discharge so that the burden of arranging follow-up does not fall solely on the patient. This work includes continued emphasis on maternal warning signs education, breastfeeding support, family planning, health-related social needs, and referral connections for postpartum supports.

13. The Family Advisory Council (FAC) held quarterly meetings throughout the year that provided opportunities for learning, collaboration, and meaningful family engagement. These meetings supported systems learning and contributed to the advancement of workgroup projects across the FAC. The FAC experienced significant growth in 2026, adding 11 new members since January. We also had a strong turnout at our annual in-person meeting, with 30 FAC members in attendance—representing more than half of the council. This level of participation highlights the continued commitment of members to sharing their lived experiences and helping shape programs and systems that impact Kansas families.

14. In June 2026, the FAC Fatherhood Webpage was officially launched. Developed with guidance and input from the FAC Fatherhood Work Group, the webpage serves as a dedicated resource hub for fathers across Kansas. The site includes parenting resources, upcoming fatherhood events, a fatherhood message board, and opportunities for fathers to share their stories and experiences. The webpage was designed to provide fathers with a supportive space where they can find information, connect with others, and access resources as they navigate the journey of fatherhood. By elevating fathers' voices and increasing access to support, this initiative helps strengthen family engagement and promotes positive outcomes for children and families throughout Kansas.

15. The Family Leadership Team transitioned in 2025 as efforts shifted toward the development of the Kansas Family Leadership Training (KS FLT). In March 2025, the Family Systems Consultant attended the Iowa Family Leadership Training Institute (IFLTI), which provided the foundation for a partnership to develop a Kansas-specific family leadership training program. In September 2025, interviews were conducted to select three family leaders from across Kansas to help guide the development of the KS FLT. These leaders reviewed the IFLTI curriculum and provided valuable feedback on how the training could be adapted to meet the unique needs of Kansas families. In March 2026, all three family leaders participated in the IFLTI experience themselves, providing an additional opportunity to evaluate the training and offer recommendations for the Kansas model. As part of their leadership development, each family leader completed a community service project, an element that will be incorporated into the KS FLT curriculum. Beginning in August 2026, these family leaders will transition into leadership roles with Help Me Grow Kansas, where they will support outreach efforts, educate communities about available resources, and help connect families to services and supports across the state.

16. In January 2026, we continued our contract with Families Together to support the Parent-to-Parent Program. This partnership enhances family engagement efforts by connecting families of children with special health care needs to trained peer mentors who provide guidance, emotional support, and assistance with navigating resources and services. Funding allocated to this contract supports the coordination, training, and ongoing support of peer mentors across Kansas. The program has continued to grow and expand its offerings, including the addition of a Parent-to-Parent Book Club that provides families with opportunities for connection, learning, and peer support. Looking ahead to 2026–2027, Families Together plans to further strengthen family connections by hosting an in-person gathering for participating families and peer mentors from across the state.

17. Help Me Grow Kansas (HMG KS) expanded its work across all four core components (Centralized Access Point, Family & Community Outreach, Child Health Provider Outreach, and Data Collection & Analysis), maintaining full fidelity and full implementation of the Help Me Grow National Model, which it attained in 2025 for the first time since it was introduced in the state in 2018.

Key developments included the addition of a new Provider Champion to the Core Leadership Team, who will lead efforts to create developmental screening trainings for child health providers.

1-800-CHILDREN's call line, continued serving as the centralized access point for families, facilitating individualized connections to parent, family, and child resources and referrals. 1-800-CHILDREN supported 2,815 families with connections to individualized parents, family, and child resources and referrals. The 1-800-CHILDREN website had 37,774 individual visitors and 47,640 searches. In SFY2025, care coordination surveys were conducted to evaluate the user experience of the centralized access point. Highlights from these surveys include:

- On average, families who received services from KDHE strongly agreed that their provider was supportive, understanding, and trustworthy, and said that they were extremely satisfied with their provider.
- Providers on average said that it was moderately challenging to find services that meet individual and family needs, and almost all provider reported that the availability of services in the area was a barrier to referral.
- 41% of respondents from the Care Coordination survey reported using 1-800-CHILDREN to find other programs and services to refer individuals and families to.
- On average, respondents that reported using 1-800-CHILDREN to find programs and services for referrals said that it was less challenging to find programs/services that meet individuals and families' needs.

The newly updated Help Me Grow Kansas site has launched. Updates include a more family-centered focus, updated resources, design improvements, and brand alignment. https://helpmegrow.kdhe.ks.gov/

HMG KS developed the "Help Me Grow Kansas Family Pathway" flyer, mapping how families interact and can use HMG KS and 1-800-CHILDREN. The flyer will be distributed in resource folders at family facing events.

18. Help Me Grow Kansas was chosen to participate in the HMG Incubator Hub Initiative Continuous Systems Improvement Branch which extended into FY2026 and included a $50,000 funding award from Help Me Grow National. During the project term, HMG KS laid the groundwork to convene focus groups, which will take place in SFY2027, exploring the barriers families face in finding and keeping a medical home for their children and to guide the strengthening of health provider outreach, family engagement, and connections to services. The central goal is to ensure every child in Kansas has access to a pediatric medical home. In September, KDHE was selected to receive technical assistance from the University of North Carolina Workforce Development Center (WDC). The WDC and KDHE met at least monthly to develop action plans for increasing access to medical homes. The action plans will take into account the findings from the Incubator Hub Initiative's family focus groups as well as the care coordination survey findings from FY2025.

19. Books, Balls, and Blocks developmental screening events introduced 366 caregivers to the Ages and Stages Questionnaire (ASQ). These events provided families with opportunities to engage in screenings, receive developmental resources, and connect to supportive services.

20. The Kansas Newborn Screening Follow-Up (NBS F/U) program had several achievements throughout the past year, including the initiation of the project to implement a new data system for case management as well as the addition of MPS-II to the screening panel. A collaborative project with Kansas midwives was executed to help reduce recollection barriers for families that need additional screenings. This initiative resulted in a child receiving more timely screening results when a repeat screening was needed. The contract in place with the midwife allowed a home collection to occur, dramatically reducing the collection and transit time had collection waited for the family to be seen at a local facility.

21. The Newborn Screening (NBS) programs have achieved significant milestones in newborn screening and are now embarking on implementing a long-term follow-up program. The program has taken proactive steps to build robust long-term follow-up systems and has initiated collaborations with other states and programs to devise the best support mechanisms for families with infants diagnosed with rare conditions flagged in newborn screening. A particular focus is on addressing the gap in care for children with Hemoglobinopathies, and this effort includes a partnership with The Sickle Cell Disease Association of the Midwest to provide training and education to affected families in Kansas. This partnership resulted in the hosting of a Rare Disease Awareness and Education Summit in May of 2025.

22. The Newborn Screening programs (NBS) maintained an increased focus on education and outreach activities across the state with providers and the community. NBS attended several community baby showers throughout the year, ensuring that critical newborn screening information was delivered directly to birthing mothers. NBS programs also utilized data to drive training activities for birthing providers, delivering multiple virtual and in-person trainings. Programs continue promotion and dissemination of The Guide to Kansas Family Supports which highlights 20 programs and supportive services. While traditional birth settings are the primary setting for this resource, it is also available in non-traditional birth settings including workforce centers, community mental health centers, public libraries, along with many other locations that serve families across Kansas.

23. Screening & Surveillance (S&S) increased awareness of section programs and partnerships across the network. In 2024, the new S&S website was completed which became a platform for the Welcoming Babies Initiative. This project involved developing a resource page with more than 25 organizations and resources relevant to women and families in the pre- and post-partum period, helping to significantly increase awareness and access of partner programs and services. This project saw the development of a customized business card containing a QR code to this resource page that could be easily disseminated by our partners to families they work with, allowing quick access via phone.

24. The Early Hearing Detection and Intervention (EHDI) screening program had several achievements over the previous year including, conducting trainings across the state with Early Childhood Education and Development Services (ECEDS) providers to support hearing screenings, and presenting at the national EHDI conference on their collaboration with ECEDS. The EHDI program was also recognized for their high screening rates in comparison to the national hearing screening rates and asked to participate in a study to better understand the effectiveness of the program so best practices could be shared with other states.

25. The Child Care Licensing program promulgated 38 regulations impacting home, center and preschool programs. The overhaul of the regulations focused on reducing barriers, increasing child care slots, and ensuring Kansas maintains compliance with federal requirements. Engagement sessions were inclusive to providers statewide including child care consumers. Regulations were effective August 2, 2024.A second packet of 22 drafted regulations to update school age programs was completed and remains pending. The program also conducted several community events like roundtables to collect valuable feedback to provide to partners. The program reduced processing time for applications down to 2 days and background checks from an average of 25 days down to an average of 16 days.

26. In collaboration with Kansas Chapter of the American Academy of Pediatrics (KAAP), Department of Children and Families (DCF), University of Kansas Center for Research, Inc (KU-CPPR), Children's Mercy Hospital, Kansas University Pediatrics, and several other relevant stakeholders, administered the Child Abuse Review and Evaluation program (CARE) per HB 2024. From April 1, 2023, to December 31, 2025, DCF transmitted 7,484 referrals. Among these referrals, 17% were referred for a medical exam by a CARE provider, 6% were directed for a general medical examination, and 73% required no medical or forensic evaluation. The program has trained over 104 providers across 32 Kansas counties on medical-forensic evaluations of children.

27. In 2025, the KDHE Palliative Care program entered into an agreement with University of Kansas Medical Center to facilitate multiple Project ECHO Sessions. These sessions promote the awareness of palliative care, educate providers, and provide continuing education to increase the availability and accessibility of palliative care in Kansas.

Objective #1:

Promote and assure safe, healthy, and accessible care for children in child care facilities pursuant to K.S.A. 65-503.

Strategies for Objective #1:

1. Provide infrastructure support at state and local levels to ensure timely and efficient processing of applications and issuance of licenses.
2. Provide public information at the local level regarding the licensure process and regulatory program.
3. Partner with other state agencies, provider organizations, and child care resource and referral agencies to gather data and facilitate the availability of quality child care.
4. Develop and implement a web-based system that supports access to child care data and submission of online applications.

OUTCOME MEASURES

	Actual 2024	Actual 2025	Actual 2026	Estimated 2027	Estimated 2028
# Number of licensed child care facilities and referral agencies	4,423 * As of 6/30/24	4,500	4,600	NA	NA
# of licensed facility child care slots	143,665 *As of 6/30/24	144,000	144,500	NA	NA
Average # of individuals attending child care orientation sessions quarterly	196 * Quarters 1-3	225	275	NA	NA
# of child care slots per 100 children under 18 years of age* (2020 census figures used for number of children)	19	19	19	NA	NA

*Measure and data beginning 2021 reflects new census age category (under 18 years; previously 15-19 years).

OUTPUT MEASURES

	Actual 2024	Actual 2025	Actual 2026	Estimated 2027	Estimated 2028
Average # of initial applications processed monthly	46 (Jan –May 2024)	37	45	NA	NA
Average # of online applications processed monthly (renewal and initial)	237 (Jan-May 2024	300	350	NA	NA
% of applications received online (renewal and initial)	81.0 * Jan-Mar 2024	79.0	70.0	NA	NA
Average # of permits, licenses issued monthly	349 *Jan-May 2024	420	375	NA	NA

Objective #2:

Reduce predictable health and safety risks to children receiving care away from their parents (out-of-home care).

Strategies for Objective #2:

1. Provide in-service training to child care providers on topics related to compliance and to healthy, safe, and developmentally appropriate care.
2. Coordinate with child care provider associations, the regulated community at large, consumers of child care services, and others to review appropriateness of regulations and regulatory practice.
3. Conduct timely and effective licensing inspections and complaint investigations.
4. Review child care laws and agency enforcement procedures to identify strengths and improvements necessary to deliver efficient and effective enforcement.
5. Secure adequate funding and resources to provide infrastructure support at state and local levels to ensure timely and effective inspections.

OUTCOME MEASURES

	Actual 2024	Actual 2025	Actual 2026	Estimated 2027	Estimated 2028
% of facilities and agencies that comply with regulations without requiring the issuance of administrative orders to gain compliance	99.9	99.9	99.9	NA	NA
# of facilities with a prohibited person no longer in child care (K.S.A. 65-516 defines prohibited as persons with validated child abuse/neglect or certain criminal activity)	79 * Quarters 1-3	77 *quarters 1-3	80	NA	NA
# of KDHE approved in-service training hours (does not include hours approved by other organizations such as Kansas Child Care Training Opportunities, Child Care Aware of KS, or Local Health Departments)	550	600	650	NA	NA

OUTPUT MEASURES

	Actual 2024	Actual 2025	Actual 2026	Estimated 2027	Estimated 2028
# of new regulations promulgated to fulfill legislative requirement or other identified need	38	10	5	NA	NA
# of regulations undergoing revision	38	10	5	NA	NA
Average number of background checks conducted monthly (fingerprint based with results)	1,055	1,292	950	NA	NA
% of child care inspections conducted within 90 days	93.0	93.3	90.0	NA	NA

Average number of complaints received per month (this does not include illegal care complaints)	40 *Quarters 1-3	52	100	NA	NA
% of surveys conducted documenting substantial compliance	82.0	82.0	82.0	NA	NA
Administrative orders (denials, civil fines, suspensions, revocations)	53 * Quarters 1-3	62 *Does not include Q4	75	NA	NA
% of local program covered by Aid to Local funding based on local budget and expenditures	65.0 state 35.0 local	42.0 state 58.0 local	42.0 state 58.0 local	NA	NA

Objective #3:

Provide consumer protection for children and families and increase public awareness regarding quality child care.

Strategies for Objective #3:

1. Provide information to parents who are seeking child care on what to look for when choosing a child care provider and how to utilize the KDHE web-based portal to review a licensed provider's compliance history.
2. Partner with other state agencies, provider organizations, child care resource and referral agencies, and private child placing agencies to promote available and quality child care and foster care.
3. Continue to direct families and the public to the web-based portal which allows anonymous anytime access to compliance history and licensing information for individual facilities/owners. Continue to enhance the system as necessary based on public needs and feedback.

OUTCOME MEASURES

	Actual 2024	**Actual 2025**	**Actual 2026**	**Estimated 2027**	**Estimated 2028**
Average # of parents referred quarterly to resource and referral agencies to obtain child care information	181 * Quarters 1-3	202	250	NA	NA

OUTPUT MEASURES

	Actual 2024	**Actual 2025**	**Actual 2026**	**Estimated 2027**	**Estimated 2028**
Average monthly # of Facility survey findings online compliance searches using the Child Care and Early Education Portal	25,930	19,710	25,000	NA	NA

# of compliance search portal users that requested copies of documents not available online	30	0	0	NA	NA
Average # of open records requests received each month (not web-based searches)	4	5	5	NA	NA

Objective #4:

Improve access to comprehensive and quality developmental, behavioral, and nutritional services for men, women, mothers, and children, including children with special health care needs, in partnership with providers, families, and communities.

Strategies for Objective #4:

1. Assist mothers and children, including those with special health care needs, with accessing health, developmental, and nutritional services.
2. Strengthen Kansas maternal and child health infrastructure and systems to eliminate barriers to health care and disparities.
3. Maintain or increase the number of clients receiving family planning and reproductive health services through Title X clinics across the state.
4. Increase access to screening, intervention, and referral to treatment for behavioral health services for children, adolescents, and mothers.

OUTCOME MEASURES

	Actual 2024	Actual 2025	Actual 2026	Estimated 2027	Estimated 2028
% of mothers who breastfed their infants at 6 months of age (National Immunization Survey, 2021 birth cohort)	61.6	64.9	66.5	68.0	70.0
% of women served by local MCH agencies receiving prenatal care beginning in the 1st trimester (DAISEY direct entry user data only)	63.1	75.3	66.7	This measure won't be covered in the new state action plan and the data will not be collected	NA
% of children, ages 9 through 35 months, receiving a developmental screening using a parent-completed screening tool (National Survey of Children's Health, 2020/21)	37.1	40.2	40.3	40.4	40.5
% of children with and without special health care needs having a medical home (National Survey of Children's Health, 2020/21)	52.9	52.9	52.9	53.0	53.2

% of children lost to follow-up/documentation regarding newborn hearing follow-up) (Actual CY2020-2022, 2023 estimated)	7.0	15.0	10.0	10.0	10.0
% of children receiving services from Part C who substantially increased their growth in positive social-emotional skills by the time they turned 3 years of age or exited the program (Infant-Toddler Services Data System, Early Childhood Outcomes Annual Report for the SFY identified)	75.97	77.0	78.5 **still estimate data unavailable until 8/2026*	78.8	78.9

OUTPUT MEASURES

	Actual 2024	**Actual 2025**	**Actual 2026**	**Estimated 2027**	**Estimated 2028**
# of pregnant women and infants receiving maternal, infant, and prenatal services* (DAISEY direct entry user data only)	5,654	5,873	6,103	6,200	6,250
# of children/adolescents receiving MCH services (DAISEY direct entry user data only)	6,212	6,492	6,157	6,200	6,250
# of vulnerable MCH participants served (clients who have no insurance or Medicaid (KanCare) coverage)	10,752	10,588	10,209	10,500	10,800
# of home visits conducted by local MCH Universal Home Visitors* (DAISEY direct entry user data only)	7,860	8,278	8,391	No Longer with KDHE	No Longer with KDHE
% of newborns screened for metabolic conditions that receive appropriate follow-up.	100.0	100.0	100.0	100.0	100.0
# of individuals served (unduplicated) through the Special Health Care Needs program (SHCN data system and clinic quarterly reports) (Actual SFY19, 2020 estimated)	1,745	1,400	1,463	1,550	1,600
# of financially and medically eligible children, youth, and adults served through Special Health Care Needs Program (Welligent, CYSHCN and SSI Care Management)	216	220	190	250	275
# of children (age 0-2) with disabilities receiving services from Part C (Infant-Toddler Services Data System, Federal Data Table 1 Report for the SFY identified)	11,610	11492	11,497	11,500	11,550
# of men and women receiving family planning and reproductive health services* (Actuals are based on calendar year)	12,372	12,500	11,792	12,000	12,700
# of women receiving Pregnancy Maintenance Initiative case management services	936	1,213	1,153	1,150	1,150

# of pregnant and parenting teens receiving Teen Pregnancy Targeted Case Management services*	332	295	131	130	130
# of screenings to pregnant and postpartum women for depression/anxiety utilizing the EPDS (aid-to-local programs)	4,296	6,981	7,211	This measure won't be covered in the new state action plan and the data will not be collected	NA
# of pregnant and postpartum women screened for substance use^ including alcohol, tobacco, prescription drugs for non-medical reasons and illegal drugs (aid-to-local programs) **	10,854	5,839	5,635	This measure won't be covered in the new state action plan and the data will not be collected	NA
# of care coordination services provided to pediatric providers for behavioral health treatment of pediatric patients+	254	229	216	225	235
# of pregnant women enrolled in local MCH Perinatal Education Program	1,750	2,617	2,226	2,400	2,500

*reduction in estimates are based on 50% funding cut in SFY26

^Data collection started 2023 based on the number of completed answers to the DAISEY Visit Form questions: "How often have you used the following substances: Alcohol, Tobacco, Nicotine, and/or Vaping Products; Prescription Drugs for Non-Medical Reasons; Illegal Drugs (Including marijuana)?"

+ Data based on the number of inquiries to the KSKidsMAP Consultation Line for Toolkits, Referrals, and Case Consultation. Services are supported by federal grant funding which concludes on September 29, 2026."

**reduction in totals related to clarification on data measure. Prior years could include multiple screenings of a single woman

EXPENDITURE JUSTIFICATION

Account Code 51000 – 51990: Salaries and Wages

Summary: The Bureau of Family Health requests funding for 52.72 FTE.

FY27: Salaries and wages, including approved salary increases, are calculated in accordance with Division of Budget guidelines and cost indices and include longevity bonuses.

FY28: Staffing continues at the same level as FY27. Salaries and Wages are calculated in accordance with Division of Budget guidelines and cost indices and include longevity bonuses.

Account Code 52000 – 52990: Contractual Services

Summary: This request provides for the operational costs for the work activities existing staff. It provides for contracts with hospital-based clinics to provide pediatric diagnostic and treatment services for individuals with Special Health Care Needs; federal funds for MCH activities in various programs; and activities related to the Newborn Hearing Screening Program.

Account Code 53000 – 53999: Commodities

Summary: This request provides for routine office and professional supplies, as well as scientific supplies, such as surgery and ostomy supplies, drugs, prosthesis, orthotics, hearing aids, orthopedic shoes and other items for individuals with disabilities. Expenditures for blood clotting factor products for qualified children with hemophilia and low-protein formula for children with phenylketonuria (PKU) are also included.

Account Code 54000: Capital Outlay

Summary: This request provides for the replacement of computer-related items, such as monitors, keyboards, sound bars, to accommodate state and local staff needs. Other equipment includes the purchase of durable medical equipment such as wheelchairs and braces purchased for program-eligible youth under the Special Health Care Needs (SHCN) program.

Account Code 55000: Aid to Local

Summary: This request provides for Aid to Local funding for local partners, including county health departments, which assist the bureau programs with achieving their desired goals. Federal funding in this category includes Title V Maternal and Child Health, Title X Family Planning, and Part C Infant Toddler.

Account Code 55500: Other Assistance

Summary: This request provides for funding for local partners, including county health departments, which assist the bureau programs with achieving their desired goals. Federal funding in this category includes Title V Maternal and Child Health, Title X Family Planning, Part C Infant Toddler, and Universal Newborn hearing Screening.

406/410 series report

Dept. Name: Family Health
Agency Name: Health & Environment--Health
Agency Reporting Level: 21650
Version: 2028-A-02-00264

Date: 09/02/2026
Time: 13:37:01

Division of the Budget
KANSAS

Obj. Code	OBJECTS OF EXPENDITURE	FY 2026 Actuals	FY 2027 Adjusted Budget Request	FY 2028 Adjusted Budget Request	null	null	null
	Salaries and Wages	7,970,366	4,325,215	4,575,169	0	0	0
	TOTAL Salaries and Wages	**7,970,366**	**4,325,215**	**4,575,169**	**0**	**0**	**0**
52000	Communication	178,313	76,200	76,250	0	0	0
52100	Freight and Express	8,543	3,600	3,600	0	0	0
52200	Printing and Advertising	322,342	15,985	13,985	0	0	0
52300	Rents	336,202	51,002	51,305	0	0	0
52400	Reparing and Servicing	69,608	237,300	237,300	0	0	0
52500	Travel and Subsistence	59,051	44,347	44,547	0	0	0
52510	InState Travel and Subsistence	72,214	44,575	44,775	0	0	0
52520	Out of State Travel and Subsis	59,694	36,850	37,200	0	0	0
52600	Fees-other Services	995,927	267,875	277,275	0	0	0
52700	Fee-Professional Services	7,834,887	8,825,683	5,365,818	0	0	0
52900	Other Contractual Services	182,422	16,100	16,100	0	0	0
	TOTAL Contractual Services	**10,119,203**	**9,619,517**	**6,168,155**	**0**	**0**	**0**
53200	Food for Human Consumption	2,255	0	0	0	0	0
53300	Fuel (non-motor vehicle use)	11	0	0	0	0	0
53400	Maint Constr Material Supply	2,058	200	200	0	0	0
53500	Vehicle Part Supply Accessory	18,551	5,775	5,825	0	0	0
53600	Pro Science Supply Material	784,640	565,518	251,224	0	0	0
53700	Office and Data Supplies	18,125	7,450	7,450	0	0	0
53800	Research Supplies and Matieria	41	0	0	0	0	0
53900	Other Supplies and Materials	31,907	13,150	13,150	0	0	0
	TOTAL Commodities	**857,588**	**592,093**	**277,849**	**0**	**0**	**0**
	TOTAL Capital Outlay	**65,003**	**77,580**	**77,580**	**0**	**0**	**0**
	SUBTOTAL State Operations	**19,012,160**	**14,614,405**	**11,098,753**	**0**	**0**	**0**
55000	Federal Aid Payments	33,027,315	3,652,287	3,652,287	0	0	0
55100	State Aid Payments	19,271,397	6,507,268	8,116,844	0	0	0
	TOTAL Aid to Local Governments	**52,298,712**	**10,159,555**	**11,769,131**	**0**	**0**	**0**
55200	Claims	8,233,074	18,313,910	17,854,557	0	0	0
55500	State Special Grants	43,648,889	0	0	0	0	0
	TOTAL Other Assistance	**51,881,963**	**18,313,910**	**17,854,557**	**0**	**0**	**0**
	TOTAL REPORTABLE EXPENDITURES	**123,192,835**	**43,087,870**	**40,722,441**	**0**	**0**	**0**
77300	Transfers	1,897,526	695,230	672,630	0	0	0
	TOTAL Non-Expense Items	**1,897,526**	**695,230**	**672,630**	**0**	**0**	**0**
	TOTAL EXPENDITURES	**125,090,361**	**43,783,100**	**41,395,071**	**0**	**0**	**0**

BHH

406/410 series report

Dept. Name: Family Health
Agency Name: Health & Environment--Health
Agency Reporting Level: 21650
Version: 2028-A-02-00264

Date: 09/02/2026
Time: 13:37:01

Division of the Budget
KANSAS

Series	Fund Code	FUND/ACCOUNT TITLE	FY 2026 Actuals	FY 2027 Adjusted Budget Request	FY 2028 Adjusted Budget Request	null	null	null
1	1000	0270 OP EXP-INCLD OFF HOS-HLTH	305,040	72,355	75,428	0	0	0
1	1000	1550 Child abuse review and evaluation	78,230	105,044	111,537	0	0	0
1	**1000**	**1000 SUBTOTAL for 1000's**	**383,270**	**177,399**	**186,965**	**0**	**0**	**0**
1	2000	2105 CIF-HEALTHY START PROGRAM	116,022	0	0	0	0	0
1	**2000**	**2000 SUBTOTAL for 2000's**	**116,022**	**0**	**0**	**0**	**0**	**0**
1	2027	2027 2027 KANSAS NEWBORN SCREENING	661,251	760,439	804,667	0	0	0
1	**2027**	**2027 SUBTOTAL for 2027's**	**661,251**	**760,439**	**804,667**	**0**	**0**	**0**
1	3028	3450 CHILD CARE/DEV BLK GRT FDF	2,380,572	0	0	0	0	0
1	**3028**	**3028 SUBTOTAL for 3028's**	**2,380,572**	**0**	**0**	**0**	**0**	**0**
1	3077	3103 WOMEN/INFNT/CHLD HLTH-ST OP	1,267,910	0	0	0	0	0
1	3077	3104 WOMEN/INFNT/CHLD HLTH-FOOD	2,215	0	0	0	0	0
1	**3077**	**3077 SUBTOTAL for 3077's**	**1,270,125**	**0**	**0**	**0**	**0**	**0**
1	3098	3096 KS ERASE-MMR	62,094	87,208	92,565	0	0	0
1	**3098**	**3098 SUBTOTAL for 3098's**	**62,094**	**87,208**	**92,565**	**0**	**0**	**0**
1	3371	3374 CSHNC PROJECT	156,998	190,271	201,554	0	0	0
1	3371	3376 CISS-SECCESS PLANNING-ECCS	64,745	73,550	78,258	0	0	0
1	3371	3378 MCH-HEMOPHILIA	50,624	0	0	0	0	0
1	3371	3379 HRSA-PNMHSASTR	51,608	51,645	54,578	0	0	0
1	3371	3380 St. NBS Sys Priorities Prgm	117,355	98,407	103,699	0	0	0
1	**3371**	**3371 SUBTOTAL for 3371's**	**441,330**	**413,873**	**438,089**	**0**	**0**	**0**
1	3459	3459 3459 UNIVERSAL NEWBORN HRNG SCRNG	131,896	137,679	145,559	0	0	0
1	**3459**	**3459 SUBTOTAL for 3459's**	**131,896**	**137,679**	**145,559**	**0**	**0**	**0**
1	3503	3503 3503 AFFRD CARE ACT-HOME VSTNG PRG	343,991	0	0	0	0	0
1	**3503**	**3503 SUBTOTAL for 3503's**	**343,991**	**0**	**0**	**0**	**0**	**0**
1	3516	3171 IDEA INFANT TODDLER-PRT C	449,669	609,354	646,425	0	0	0
1	**3516**	**3516 SUBTOTAL for 3516's**	**449,669**	**609,354**	**646,425**	**0**	**0**	**0**
1	3608	3608 3608 ESSA/PRESCHL DVLPMNT GRNT 0-5	43,542	0	0	0	0	0
1	**3608**	**3608 SUBTOTAL for 3608's**	**43,542**	**0**	**0**	**0**	**0**	**0**
1	3612	3612 3612 KS NBHS Info Sys M&E	85,323	105,915	111,364	0	0	0
1	**3612**	**3612 SUBTOTAL for 3612's**	**85,323**	**105,915**	**111,364**	**0**	**0**	**0**
1	3616	3210 MAT/CHLD HLTH SVC BLK BRNT FDF	1,391,854	1,581,863	1,672,039	0	0	0
1	**3616**	**3616 SUBTOTAL for 3616's**	**1,391,854**	**1,581,863**	**1,672,039**	**0**	**0**	**0**
1	3622	3271 KS TTL X-FMLY PLNG SVCS PRG	200,756	377,008	398,277	0	0	0
1	**3622**	**3622 SUBTOTAL for 3622's**	**200,756**	**377,008**	**398,277**	**0**	**0**	**0**
1	3750	3750 3750 WIC .NET UPGRADE-ARRA	5,819	0	0	0	0	0
1	**3750**	**3750 SUBTOTAL for 3750's**	**5,819**	**0**	**0**	**0**	**0**	**0**
1	3926	3926 3926 STRENGTHEN US PUBLIC HEALTH FD	452	0	0	0	0	0
1	**3926**	**3926 SUBTOTAL for 3926's**	**452**	**0**	**0**	**0**	**0**	**0**
1	3939	3939 3939 Rural Hlth Transfrm FD	0	74,477	79,219	0	0	0
1	**3939**	**3939 SUBTOTAL for 3939's**	**0**	**74,477**	**79,219**	**0**	**0**	**0**
1	7311	7090 GIFTS GRNTS & DNTNS FD-HEALTH	2,400	0	0	0	0	0
1	**7311**	**7311 SUBTOTAL for 7311's**	**2,400**	**0**	**0**	**0**	**0**	**0**
		1552 TOTAL Salaries and Wages	**7,970,366**	**4,325,215**	**4,575,169**	**0**	**0**	**0**
2	1000	0270 OP EXP-INCLD OFF HOS-HLTH	921,543	4,937,398	1,762,193	0	0	0
2	1000	0350 AID TO LOCAL UNITS	20,856	0	0	0	0	0

BUDGET

406/410 series report

Dept. Name: Family Health
Agency Name: Health & Environment--Health
Agency Reporting Level: 21650
Version: 2028-A-02-00264

Date: 09/02/2026
Time: 13:37:01

Division of the Budget
KANSAS

Series	Fund Code	FUND/ACCOUNT TITLE	FY 2026 Actuals	FY 2027 Adjusted Budget Request	FY 2028 Adjusted Budget Request	null	null	null
2	1000	0610 AID TO LCL UNITS-WOMENS WELLNESS	0	426,876	213,438	0	0	0
2	1000	1550 Child abuse review and evaluation	302,237	416,819	367,165	0	0	0
2	**1000**	**1000 SUBTOTAL for 1000's**	**1,244,636**	**5,781,093**	**2,342,796**	**0**	**0**	**0**
2	2000	2105 CIF-HEALTHY START PROGRAM	82,685	0	0	0	0	0
2	**2000**	**2000 SUBTOTAL for 2000's**	**82,685**	**0**	**0**	**0**	**0**	**0**
2	2027	2027 2027 KANSAS NEWBORN SCREENING	148,476	416,950	416,950	0	0	0
2	**2027**	**2027 SUBTOTAL for 2027's**	**148,476**	**416,950**	**416,950**	**0**	**0**	**0**
2	2313	2313 2313 Child Care Criminal Backround	719,967	0	0	0	0	0
2	**2313**	**2313 SUBTOTAL for 2313's**	**719,967**	**0**	**0**	**0**	**0**	**0**
2	2731	2731 2731 MAT CTR/CHLD CARE LIC FF	839	0	0	0	0	0
2	**2731**	**2731 SUBTOTAL for 2731's**	**839**	**0**	**0**	**0**	**0**	**0**
2	3028	3450 CHILD CARE/DEV BLK GRT FDF	220,690	0	0	0	0	0
2	**3028**	**3028 SUBTOTAL for 3028's**	**220,690**	**0**	**0**	**0**	**0**	**0**
2	3077	3103 WOMEN/INFNT/CHLD HLTH-ST OP	2,473,251	0	0	0	0	0
2	3077	3104 WOMEN/INFNT/CHLD HLTH-FOOD	146,881	0	0	0	0	0
2	**3077**	**3077 SUBTOTAL for 3077's**	**2,620,132**	**0**	**0**	**0**	**0**	**0**
2	3098	3096 KS ERASE-MMR	310,589	377,667	372,310	0	0	0
2	**3098**	**3098 SUBTOTAL for 3098's**	**310,589**	**377,667**	**372,310**	**0**	**0**	**0**
2	3371	3374 CSHNC PROJECT	165,270	49,415	47,415	0	0	0
2	3371	3376 CISS-SECCESS PLANNING-ECCS	154,407	154,170	149,462	0	0	0
2	3371	3378 MCH-HEMOPHILIA	486,691	0	0	0	0	0
2	3371	3379 HRSA-PNMHSASTR	305,708	676,490	676,490	0	0	0
2	3371	3380 St. NBS Sys Priorities Prgm	54,635	55,332	55,332	0	0	0
2	**3371**	**3371 SUBTOTAL for 3371's**	**1,166,711**	**935,407**	**928,699**	**0**	**0**	**0**
2	3459	3459 3459 UNIVERSAL NEWBORN HRNG SCRNG	14,344	9,900	9,900	0	0	0
2	**3459**	**3459 SUBTOTAL for 3459's**	**14,344**	**9,900**	**9,900**	**0**	**0**	**0**
2	3503	3503 3503 AFFRD CARE ACT-HOME VSTNG PRG	1,453,118	0	0	0	0	0
2	**3503**	**3503 SUBTOTAL for 3503's**	**1,453,118**	**0**	**0**	**0**	**0**	**0**
2	3516	3171 IDEA INFANT TODDLER-PRT C	799,615	1,621,650	1,621,650	0	0	0
2	**3516**	**3516 SUBTOTAL for 3516's**	**799,615**	**1,621,650**	**1,621,650**	**0**	**0**	**0**
2	3608	3608 3608 ESSA/PRESCHL DVLPMNT GRNT 0-5	192,682	0	0	0	0	0
2	**3608**	**3608 SUBTOTAL for 3608's**	**192,682**	**0**	**0**	**0**	**0**	**0**
2	3612	3612 3612 KS NBHS Info Sys M&E	9,189	1,400	1,400	0	0	0
2	**3612**	**3612 SUBTOTAL for 3612's**	**9,189**	**1,400**	**1,400**	**0**	**0**	**0**
2	3614	3200 PREV HLTH/HLTH SVC BLK GRT FDF	0	10,000	0	0	0	0
2	**3614**	**3614 SUBTOTAL for 3614's**	**0**	**10,000**	**0**	**0**	**0**	**0**
2	3616	3210 MAT/CHLD HLTH SVC BLK BRNT FDF	577,323	436,175	436,175	0	0	0
2	**3616**	**3616 SUBTOTAL for 3616's**	**577,323**	**436,175**	**436,175**	**0**	**0**	**0**
2	3622	3271 KS TTL X-FMLY PLNG SVCS PRG	20,282	22,175	31,175	0	0	0
2	**3622**	**3622 SUBTOTAL for 3622's**	**20,282**	**22,175**	**31,175**	**0**	**0**	**0**
2	3724	3724 3724 Maternal Deaths Due to Violence	100,385	0	0	0	0	0
2	**3724**	**3724 SUBTOTAL for 3724's**	**100,385**	**0**	**0**	**0**	**0**	**0**
2	3750	3750 3750 WIC .NET UPGRADE-ARRA	43,970	0	0	0	0	0
2	**3750**	**3750 SUBTOTAL for 3750's**	**43,970**	**0**	**0**	**0**	**0**	**0**
2	3926	3926 3926 STRENGTHEN US PUBLIC HEALTH FD	30,000	0	0	0	0	0

BTL

406/410 series report

Dept. Name: Family Health
Agency Name: Health & Environment--Health
Agency Reporting Level: 21650
Version: 2028-A-02-00264

Date: 09/02/2026
Time: 13:37:01

Division of the Budget
KANSAS

Series	Fund Code	FUND/ACCOUNT TITLE	FY 2026 Actuals	FY 2027 Adjusted Budget Request	FY 2028 Adjusted Budget Request	null	null	null
2	**3926**	**3926 SUBTOTAL for 3926's**	**30,000**	**0**	**0**	**0**	**0**	**0**
2	7311	7090 GIFTS GRNTS & DNTNS FD-HEALTH	362,988	0	0	0	0	0
2	**7311**	**7311 SUBTOTAL for 7311's**	**362,988**	**0**	**0**	**0**	**0**	**0**
2	7366	7055 SPEC BEQUEST FD-GRINDOL TRST	582	7,100	7,100	0	0	0
2	**7366**	**7366 SUBTOTAL for 7366's**	**582**	**7,100**	**7,100**	**0**	**0**	**0**
		1852 TOTAL Contractual Services	**10,119,203**	**9,619,517**	**6,168,155**	**0**	**0**	**0**
3	1000	0270 OP EXP-INCLD OFF HOS-HLTH	40,030	24,000	24,050	0	0	0
3	1000	1710 PKU TREATMENT	208,047	513,568	199,274	0	0	0
3	**1000**	**1000 SUBTOTAL for 1000's**	**248,077**	**537,568**	**223,324**	**0**	**0**	**0**
3	2000	2105 CIF-HEALTHY START PROGRAM	434	0	0	0	0	0
3	**2000**	**2000 SUBTOTAL for 2000's**	**434**	**0**	**0**	**0**	**0**	**0**
3	2027	2027 2027 KANSAS NEWBORN SCREENING	8,263	8,650	8,650	0	0	0
3	**2027**	**2027 SUBTOTAL for 2027's**	**8,263**	**8,650**	**8,650**	**0**	**0**	**0**
3	3028	3450 CHILD CARE/DEV BLK GRT FDF	1,500	0	0	0	0	0
3	**3028**	**3028 SUBTOTAL for 3028's**	**1,500**	**0**	**0**	**0**	**0**	**0**
3	3077	3103 WOMEN/INFNT/CHLD HLTH-ST OP	3,149	0	0	0	0	0
3	3077	3104 WOMEN/INFNT/CHLD HLTH-FOOD	458,478	0	0	0	0	0
3	**3077**	**3077 SUBTOTAL for 3077's**	**461,627**	**0**	**0**	**0**	**0**	**0**
3	3098	3096 KS ERASE-MMR	105	125	125	0	0	0
3	**3098**	**3098 SUBTOTAL for 3098's**	**105**	**125**	**125**	**0**	**0**	**0**
3	3371	3374 CSHNC PROJECT	4,085	1,150	1,150	0	0	0
3	3371	3376 CISS-SECCESS PLANNING-ECCS	224	100	100	0	0	0
3	3371	3378 MCH-HEMOPHILIA	1,673	0	0	0	0	0
3	3371	3379 HRSA-PNMHSASTR	15	250	250	0	0	0
3	**3371**	**3371 SUBTOTAL for 3371's**	**5,997**	**1,500**	**1,500**	**0**	**0**	**0**
3	3459	3459 3459 UNIVERSAL NEWBORN HRNG SCRNG	614	500	500	0	0	0
3	**3459**	**3459 SUBTOTAL for 3459's**	**614**	**500**	**500**	**0**	**0**	**0**
3	3503	3503 3503 AFFRD CARE ACT-HOME VSTNG PRG	3,261	0	0	0	0	0
3	**3503**	**3503 SUBTOTAL for 3503's**	**3,261**	**0**	**0**	**0**	**0**	**0**
3	3516	3171 IDEA INFANT TODDLER-PRT C	8,454	8,900	8,900	0	0	0
3	**3516**	**3516 SUBTOTAL for 3516's**	**8,454**	**8,900**	**8,900**	**0**	**0**	**0**
3	3608	3608 3608 ESSA/PRESCHL DVLPMNT GRNT 0-5	10,461	0	0	0	0	0
3	**3608**	**3608 SUBTOTAL for 3608's**	**10,461**	**0**	**0**	**0**	**0**	**0**
3	3612	3612 3612 KS NBHS Info Sys M&E	751	0	0	0	0	0
3	**3612**	**3612 SUBTOTAL for 3612's**	**751**	**0**	**0**	**0**	**0**	**0**
3	3616	3210 MAT/CHLD HLTH SVC BLK BRNT FDF	92,858	19,250	19,250	0	0	0
3	**3616**	**3616 SUBTOTAL for 3616's**	**92,858**	**19,250**	**19,250**	**0**	**0**	**0**
3	3622	3271 KS TTL X-FMLY PLNG SVCS PRG	5,025	5,400	5,400	0	0	0
3	**3622**	**3622 SUBTOTAL for 3622's**	**5,025**	**5,400**	**5,400**	**0**	**0**	**0**
3	7366	7055 SPEC BEQUEST FD-GRINDOL TRST	10,161	10,200	10,200	0	0	0
3	**7366**	**7366 SUBTOTAL for 7366's**	**10,161**	**10,200**	**10,200**	**0**	**0**	**0**
		2052 TOTAL Commodities	**857,588**	**592,093**	**277,849**	**0**	**0**	**0**
4	1000	0270 OP EXP-INCLD OFF HOS-HLTH	15,329	14,750	14,750	0	0	0
4	**1000**	**1000 SUBTOTAL for 1000's**	**15,329**	**14,750**	**14,750**	**0**	**0**	**0**

BLIND

406/410 series report

Dept. Name: Family Health
Agency Name: Health & Environment--Health
Agency Reporting Level: 21650
Version: 2028-A-02-00264

Date: 09/02/2026
Time: 13:37:01

Division of the Budget
KANSAS

Series	Fund Code	FUND/ACCOUNT TITLE	FY 2026 Actuals	FY 2027 Adjusted Budget Request	FY 2028 Adjusted Budget Request	null	null	null
4	2027	2027 2027 KANSAS NEWBORN SCREENING	581	750	750	0	0	0
4	**2027**	**2027 SUBTOTAL for 2027's**	**581**	**750**	**750**	**0**	**0**	**0**
4	3077	3103 WOMEN/INFNT/CHLD HLTH-ST OP	506	0	0	0	0	0
4	**3077**	**3077 SUBTOTAL for 3077's**	**506**	**0**	**0**	**0**	**0**	**0**
4	3371	3376 CISS-SECCESS PLANNING-ECCS	176	180	180	0	0	0
4	3371	3379 HRSA-PNMHSASTR	27	0	0	0	0	0
4	**3371**	**3371 SUBTOTAL for 3371's**	**203**	**180**	**180**	**0**	**0**	**0**
4	3459	3459 3459 UNIVERSAL NEWBORN HRNG SCRNG	329	0	0	0	0	0
4	**3459**	**3459 SUBTOTAL for 3459's**	**329**	**0**	**0**	**0**	**0**	**0**
4	3503	3503 3503 AFFRD CARE ACT-HOME VSTNG PRG	366	0	0	0	0	0
4	**3503**	**3503 SUBTOTAL for 3503's**	**366**	**0**	**0**	**0**	**0**	**0**
4	3516	3171 IDEA INFANT TODDLER-PRT C	1,467	1,500	1,500	0	0	0
4	**3516**	**3516 SUBTOTAL for 3516's**	**1,467**	**1,500**	**1,500**	**0**	**0**	**0**
4	3608	3608 3608 ESSA/PRESCHL DVLPMNT GRNT 0-5	2,744	0	0	0	0	0
4	**3608**	**3608 SUBTOTAL for 3608's**	**2,744**	**0**	**0**	**0**	**0**	**0**
4	3616	3210 MAT/CHLD HLTH SVC BLK BRNT FDF	30,201	26,450	26,450	0	0	0
4	**3616**	**3616 SUBTOTAL for 3616's**	**30,201**	**26,450**	**26,450**	**0**	**0**	**0**
4	3622	3271 KS TTL X-FMLY PLNG SVCS PRG	781	650	650	0	0	0
4	**3622**	**3622 SUBTOTAL for 3622's**	**781**	**650**	**650**	**0**	**0**	**0**
4	7366	7050 SPEC BEQUEST FD-HEALTH	0	1,500	1,500	0	0	0
4	7366	7055 SPEC BEQUEST FD-GRINDOL TRST	12,496	31,800	31,800	0	0	0
4	**7366**	**7366 SUBTOTAL for 7366's**	**12,496**	**33,300**	**33,300**	**0**	**0**	**0**
		2182 TOTAL Capital Outlay	**65,003**	**77,580**	**77,580**	**0**	**0**	**0**
8	1000	0350 AID TO LOCAL UNITS	1,755,817	1,492,451	1,492,451	0	0	0
8	1000	0570 INFANT AND TODDLER PROGRAM	8,000,000	1,630,844	3,130,844	0	0	0
8	1000	0610 AID TO LCL UNITS-WOMENS WELLNESS	1,876,050	1,876,050	1,876,050	0	0	0
8	1000	0650 TEEN PREGNANCY PREVENTN ACT	201,122	201,122	201,122	0	0	0
8	1000	1100 PREGNANCY MAINTENANCE INTV	170,424	170,424	280,000	0	0	0
8	**1000**	**1000 SUBTOTAL for 1000's**	**12,003,413**	**5,370,891**	**6,980,467**	**0**	**0**	**0**
8	2000	2105 CIF-HEALTHY START PROGRAM	1,142,772	0	0	0	0	0
8	2000	2107 CIF-INFANTS & TODDLERS PRG	5,774,949	1,136,377	1,136,377	0	0	0
8	**2000**	**2000 SUBTOTAL for 2000's**	**6,917,721**	**1,136,377**	**1,136,377**	**0**	**0**	**0**
8	2731	2731 2731 MAT CTR/CHLD CARE LIC FF	350,263	0	0	0	0	0
8	**2731**	**2731 SUBTOTAL for 2731's**	**350,263**	**0**	**0**	**0**	**0**	**0**
8	3028	3450 CHILD CARE/DEV BLK GRT FDF	2,911,987	0	0	0	0	0
8	**3028**	**3028 SUBTOTAL for 3028's**	**2,911,987**	**0**	**0**	**0**	**0**	**0**
8	3077	3103 WOMEN/INFNT/CHLD HLTH-ST OP	4,994	0	0	0	0	0
8	3077	3104 WOMEN/INFNT/CHLD HLTH-FOOD	18,184,573	0	0	0	0	0
8	**3077**	**3077 SUBTOTAL for 3077's**	**18,189,567**	**0**	**0**	**0**	**0**	**0**
8	3371	3374 CSHNC PROJECT	240,000	240,000	240,000	0	0	0
8	**3371**	**3371 SUBTOTAL for 3371's**	**240,000**	**240,000**	**240,000**	**0**	**0**	**0**
8	3459	3459 3459 UNIVERSAL NEWBORN HRNG SCRNG	48,612	0	0	0	0	0
8	**3459**	**3459 SUBTOTAL for 3459's**	**48,612**	**0**	**0**	**0**	**0**	**0**
8	3503	3503 3503 AFFRD CARE ACT-HOME VSTNG PRG	3,594,168	0	0	0	0	0
8	**3503**	**3503 SUBTOTAL for 3503's**	**3,594,168**	**0**	**0**	**0**	**0**	**0**

BUDGET

406/410 series report

Dept. Name: Family Health
Agency Name: Health & Environment--Health
Agency Reporting Level: 21650
Version: 2028-A-02-00264

Date: 09/02/2026
Time: 13:37:01

Division of the Budget
KANSAS

Series	Fund Code	FUND/ACCOUNT TITLE	FY 2026 Actuals	FY 2027 Adjusted Budget Request	FY 2028 Adjusted Budget Request	null	null	null
8	3516	3171 IDEA INFANT TODDLER-PRT C	3,232,945	800,000	800,000	0	0	0
8	**3516**	**3516 SUBTOTAL for 3516's**	**3,232,945**	**800,000**	**800,000**	**0**	**0**	**0**
8	3608	3608 3608 ESSA/PRESCHL DVLPMNT GRNT 0-5	1,986,054	0	0	0	0	0
8	**3608**	**3608 SUBTOTAL for 3608's**	**1,986,054**	**0**	**0**	**0**	**0**	**0**
8	3616	3210 MAT/CHLD HLTH SVC BLK BRNT FDF	1,320,925	1,245,347	1,245,347	0	0	0
8	**3616**	**3616 SUBTOTAL for 3616's**	**1,320,925**	**1,245,347**	**1,245,347**	**0**	**0**	**0**
8	3622	3271 KS TTL X-FMLY PLNG SVCS PRG	1,366,940	1,366,940	1,366,940	0	0	0
8	**3622**	**3622 SUBTOTAL for 3622's**	**1,366,940**	**1,366,940**	**1,366,940**	**0**	**0**	**0**
8	3724	3724 3724 Maternal Deaths Due to Violence	127,117	0	0	0	0	0
8	**3724**	**3724 SUBTOTAL for 3724's**	**127,117**	**0**	**0**	**0**	**0**	**0**
8	3750	3750 3750 WIC .NET UPGRADE-ARRA	9,000	0	0	0	0	0
8	**3750**	**3750 SUBTOTAL for 3750's**	**9,000**	**0**	**0**	**0**	**0**	**0**
		2382 TOTAL Aid to Locals	**52,298,712**	**10,159,555**	**11,769,131**	**0**	**0**	**0**
9	1000	0270 OP EXP-INCLD OFF HOS-HLTH	69,538	79,982	79,982	0	0	0
9	1000	0350 AID TO LOCAL UNITS	694,089	677,163	677,163	0	0	0
9	1000	0570 INFANT AND TODDLER PROGRAM	1,500,000	7,869,156	7,869,156	0	0	0
9	1000	0610 AID TO LCL UNITS-WOMENS WELLNESS	354,808	354,808	354,808	0	0	0
9	1000	0620 Cerebral Palsy Research	263,000	0	0	0	0	0
9	1000	0650 TEEN PREGNANCY PREVENTN ACT	137,724	137,724	137,724	0	0	0
9	1000	1100 PREGNANCY MAINTENANCE INTV	677,602	478,117	304,692	0	0	0
9	1000	1500 CEREBRAL PALSY POSTURE SEATING	303,537	566,537	566,537	0	0	0
9	1000	1550 Child abuse review and evaluation	435,500	447,307	185,007	0	0	0
9	1000	1716 SIDS Network Grant	0	122,106	122,106	0	0	0
9	**1000**	**1000 SUBTOTAL for 1000's**	**4,435,798**	**10,732,900**	**10,297,175**	**0**	**0**	**0**
9	2000	2105 CIF-HEALTHY START PROGRAM	322,504	0	0	0	0	0
9	2000	2107 CIF-INFANTS & TODDLERS PRG	25,051	4,663,623	4,663,623	0	0	0
9	2000	2115 CIF-SIDS NETWORK GRANT	122,106	0	0	0	0	0
9	**2000**	**2000 SUBTOTAL for 2000's**	**469,661**	**4,663,623**	**4,663,623**	**0**	**0**	**0**
9	2731	2731 2731 MAT CTR/CHLD CARE LIC FF	21,653	0	0	0	0	0
9	**2731**	**2731 SUBTOTAL for 2731's**	**21,653**	**0**	**0**	**0**	**0**	**0**
9	3028	3450 CHILD CARE/DEV BLK GRT FDF	112,032	0	0	0	0	0
9	**3028**	**3028 SUBTOTAL for 3028's**	**112,032**	**0**	**0**	**0**	**0**	**0**
9	3077	3103 WOMEN/INFNT/CHLD HLTH-ST OP	102,265	0	0	0	0	0
9	3077	3104 WOMEN/INFNT/CHLD HLTH-FOOD	43,649,744	0	0	0	0	0
9	**3077**	**3077 SUBTOTAL for 3077's**	**43,752,009**	**0**	**0**	**0**	**0**	**0**
9	3371	3374 CSHNC PROJECT	604,895	449,395	449,395	0	0	0
9	3371	3376 CISS-SECCESS PLANNING-ECCS	18,464	23,628	0	0	0	0
9	3371	3379 HRSA-PNMHSASTR	121,127	122,860	122,860	0	0	0
9	**3371**	**3371 SUBTOTAL for 3371's**	**744,486**	**595,883**	**572,255**	**0**	**0**	**0**
9	3459	3459 3459 UNIVERSAL NEWBORN HRNG SCRNG	8,596	9,000	9,000	0	0	0
9	**3459**	**3459 SUBTOTAL for 3459's**	**8,596**	**9,000**	**9,000**	**0**	**0**	**0**
9	3503	3503 3503 AFFRD CARE ACT-HOME VSTNG PRG	789,209	0	0	0	0	0
9	**3503**	**3503 SUBTOTAL for 3503's**	**789,209**	**0**	**0**	**0**	**0**	**0**
9	3516	3171 IDEA INFANT TODDLER-PRT C	99,055	1,300,000	1,300,000	0	0	0
9	**3516**	**3516 SUBTOTAL for 3516's**	**99,055**	**1,300,000**	**1,300,000**	**0**	**0**	**0**

406/410 series report

Dept. Name: Family Health
Agency Name: Health & Environment--Health
Agency Reporting Level: 21650
Version: 2028-A-02-00264

Date: 09/02/2026
Time: 13:37:01

Division of the Budget
KANSAS

Series	Fund Code	FUND/ACCOUNT TITLE	FY 2026 Actuals	FY 2027 Adjusted Budget Request	FY 2028 Adjusted Budget Request	null	null	null
9	3608	3608 3608 ESSA/PRESCHL DVLPMNT GRNT 0-5	195,744	0	0	0	0	0
9	**3608**	**3608 SUBTOTAL for 3608's**	**195,744**	**0**	**0**	**0**	**0**	**0**
9	3616	3210 MAT/CHLD HLTH SVC BLK BRNT FDF	1,009,751	798,118	798,118	0	0	0
9	**3616**	**3616 SUBTOTAL for 3616's**	**1,009,751**	**798,118**	**798,118**	**0**	**0**	**0**
9	3622	3271 KS TTL X-FMLY PLNG SVCS PRG	214,386	214,386	214,386	0	0	0
9	**3622**	**3622 SUBTOTAL for 3622's**	**214,386**	**214,386**	**214,386**	**0**	**0**	**0**
9	3724	3724 3724 Maternal Deaths Due to Violence	21,250	0	0	0	0	0
9	**3724**	**3724 SUBTOTAL for 3724's**	**21,250**	**0**	**0**	**0**	**0**	**0**
9	7311	7090 GIFTS GRNTS & DNTNS FD-HEALTH	8,333	0	0	0	0	0
9	**7311**	**7311 SUBTOTAL for 7311's**	**8,333**	**0**	**0**	**0**	**0**	**0**
		2662 TOTAL Other Assistance	**51,881,963**	**18,313,910**	**17,854,557**	**0**	**0**	**0**
92	3028	3450 CHILD CARE/DEV BLK GRT FDF	836,582	0	0	0	0	0
92	**3028**	**3028 SUBTOTAL for 3028's**	**836,582**	**0**	**0**	**0**	**0**	**0**
92	3077	3103 WOMEN/INFNT/CHLD HLTH-ST OP	355,794	0	0	0	0	0
92	3077	3104 WOMEN/INFNT/CHLD HLTH-FOOD	26,045	0	0	0	0	0
92	**3077**	**3077 SUBTOTAL for 3077's**	**381,839**	**0**	**0**	**0**	**0**	**0**
92	3098	3096 KS ERASE-MMR	29,714	30,000	30,000	0	0	0
92	**3098**	**3098 SUBTOTAL for 3098's**	**29,714**	**30,000**	**30,000**	**0**	**0**	**0**
92	3371	3374 CSHNC PROJECT	59,142	60,000	60,000	0	0	0
92	3371	3376 CISS-SECCESS PLANNING-ECCS	5,156	24,600	20,000	0	0	0
92	3371	3378 MCH-HEMOPHILIA	0	18,000	0	0	0	0
92	3371	3379 HRSA-PNMHSASTR	19,607	21,500	21,500	0	0	0
92	3371	3380 St. NBS Sys Priorities Prgm	40,119	25,000	25,000	0	0	0
92	**3371**	**3371 SUBTOTAL for 3371's**	**124,024**	**149,100**	**126,500**	**0**	**0**	**0**
92	3459	3459 3459 UNIVERSAL NEWBORN HRNG SCRNG	24,161	57,130	57,130	0	0	0
92	**3459**	**3459 SUBTOTAL for 3459's**	**24,161**	**57,130**	**57,130**	**0**	**0**	**0**
92	3503	3503 3503 AFFRD CARE ACT-HOME VSTNG PRG	57,634	0	0	0	0	0
92	**3503**	**3503 SUBTOTAL for 3503's**	**57,634**	**0**	**0**	**0**	**0**	**0**
92	3516	3171 IDEA INFANT TODDLER-PRT C	51,281	78,000	78,000	0	0	0
92	**3516**	**3516 SUBTOTAL for 3516's**	**51,281**	**78,000**	**78,000**	**0**	**0**	**0**
92	3612	3612 3612 KS NBHS Info Sys M&E	7,335	20,000	20,000	0	0	0
92	**3612**	**3612 SUBTOTAL for 3612's**	**7,335**	**20,000**	**20,000**	**0**	**0**	**0**
92	3616	3210 MAT/CHLD HLTH SVC BLK BRNT FDF	334,991	329,000	329,000	0	0	0
92	**3616**	**3616 SUBTOTAL for 3616's**	**334,991**	**329,000**	**329,000**	**0**	**0**	**0**
92	3622	3271 KS TTL X-FMLY PLNG SVCS PRG	36,775	32,000	32,000	0	0	0
92	**3622**	**3622 SUBTOTAL for 3622's**	**36,775**	**32,000**	**32,000**	**0**	**0**	**0**
92	3724	3724 3724 Maternal Deaths Due to Violence	13,190	0	0	0	0	0
92	**3724**	**3724 SUBTOTAL for 3724's**	**13,190**	**0**	**0**	**0**	**0**	**0**
		2822 TOTAL Non-Expense Items	**1,897,526**	**695,230**	**672,630**	**0**	**0**	**0**
		2822 TOTAL All Funds	**125,090,361**	**43,783,100**	**41,395,071**	**0**	**0**	**0**

BFF

406/410 series report

Dept. Name: Family Health
Agency Name: Health & Environment--Health
Agency Reporting Level: 21650
Version: 2028-A-02-00264

Date: 09/02/2026
Time: 13:37:01

Division of the Budget
KANSAS

Fund Code	FUND/ACCOUNT TITLE	FY 2026 Actuals	FY 2027 Adjusted Budget Request	FY 2028 Adjusted Budget Request	null	null	null
0270	OP EXP-INCLD OFF HOS-HLTH	1,351,480	5,128,485	1,956,403	0	0	0
0350	AID TO LOCAL UNITS	2,470,762	2,169,614	2,169,614	0	0	0
0570	INFANT AND TODDLER PROGRAM	9,500,000	9,500,000	11,000,000	0	0	0
0610	AID TO LCL UNITS-WOMENS WELLNESS	2,230,858	2,657,734	2,444,296	0	0	0
0620	Cerebral Palsy Research	263,000	0	0	0	0	0
0650	TEEN PREGNANCY PREVENTN ACT	338,846	338,846	338,846	0	0	0
1100	PREGNANCY MAINTENANCE INTV	848,026	648,541	584,692	0	0	0
1500	CEREBRAL PALSY POSTURE SEATING	303,537	566,537	566,537	0	0	0
1550	Child abuse review and evaluation	815,967	969,170	663,709	0	0	0
1710	PKU TREATMENT	208,047	513,568	199,274	0	0	0
1716	SIDS Network Grant	0	122,106	122,106	0	0	0
1000	**SUBTOTAL STATE GENERAL FUND**	**18,330,523**	**22,614,601**	**20,045,477**	**0**	**0**	**0**
2105	CIF-HEALTHY START PROGRAM	1,664,417	0	0	0	0	0
2107	CIF-INFANTS & TODDLERS PRG	5,800,000	5,800,000	5,800,000	0	0	0
2115	CIF-SIDS NETWORK GRANT	122,106	0	0	0	0	0
2000	**SUBTOTAL CHILDRENS INITIATIVES FUND**	**7,586,523**	**5,800,000**	**5,800,000**	**0**	**0**	**0**
2027	KANSAS NEWBORN SCREENING	818,571	1,186,789	1,231,017	0	0	0
2027	**SUBTOTAL KANSAS NEWBORN SCREENING**	**818,571**	**1,186,789**	**1,231,017**	**0**	**0**	**0**
2313	Child Care Criminal Backround	719,967	0	0	0	0	0
2313	**SUBTOTAL CHILD CARE BCKGRND & FNGRPRT**	**719,967**	**0**	**0**	**0**	**0**	**0**
2731	MAT CTR/CHLD CARE LIC FF	372,755	0	0	0	0	0
2731	**SUBTOTAL MAT CTR/CHLD CARE LIC FF**	**372,755**	**0**	**0**	**0**	**0**	**0**
3450	CHILD CARE/DEV BLK GRT FDF	6,463,363	0	0	0	0	0
3028	**SUBTOTAL 93.575-CHLD CARE/DEVLP BLK GRT**	**6,463,363**	**0**	**0**	**0**	**0**	**0**
3103	WOMEN/INFNT/CHLD HLTH-ST OP	4,207,869	0	0	0	0	0
3104	WOMEN/INFNT/CHLD HLTH-FOOD	62,467,936	0	0	0	0	0
3077	**SUBTOTAL 10.557-SPC SUP NUTR-WM/INF/ CHD**	**66,675,805**	**0**	**0**	**0**	**0**	**0**
3096	KS ERASE-MMR	402,502	495,000	495,000	0	0	0
3098	**SUBTOTAL VR QUALITY IMPROVEMENT**	**402,502**	**495,000**	**495,000**	**0**	**0**	**0**
3374	CSHNC PROJECT	1,230,390	990,231	999,514	0	0	0
3376	CISS-SECCESS PLANNING-ECCS	243,172	276,228	248,000	0	0	0
3378	MCH-HEMOPHILIA	538,988	18,000	0	0	0	0
3379	HRSA-PNMHSASTR	498,092	872,745	875,678	0	0	0
3380	St. NBS Sys Priorities Prgm	212,109	178,739	184,031	0	0	0
3371	**SUBTOTAL MATRNL/CHLD HLTH CONSLD**	**2,722,751**	**2,335,943**	**2,307,223**	**0**	**0**	**0**

BFF

406/410 series report

Dept. Name: Family Health
Agency Name: Health & Environment--Health
Agency Reporting Level: 21650
Version: 2028-A-02-00264

Date: 09/02/2026
Time: 13:37:01

Division of the Budget
KANSAS

Fund Code	FUND/ACCOUNT TITLE	FY 2026 Actuals	FY 2027 Adjusted Budget Request	FY 2028 Adjusted Budget Request	null	null	null
3459	UNIVERSAL NEWBORN HRNG SCRNG	228,552	214,209	222,089	0	0	0
3459	**SUBTOTAL UNI NEWBORN HRNG SCRNG**	**228,552**	**214,209**	**222,089**	**0**	**0**	**0**
3503	AFFRD CARE ACT-HOME VSTNG PRG	6,241,747	0	0	0	0	0
3503	**SUBTOTAL 93.505-ACA-HOME VISITING PRG**	**6,241,747**	**0**	**0**	**0**	**0**	**0**
3171	IDEA INFANT TODDLER-PRT C	4,642,486	4,419,404	4,456,475	0	0	0
3516	**SUBTOTAL SECP EDU-INF/FMLYS**	**4,642,486**	**4,419,404**	**4,456,475**	**0**	**0**	**0**
3608	ESSA/PRESCHL DVLPMNT GRNT 0-5	2,431,227	0	0	0	0	0
3608	**SUBTOTAL ESSA/PRESCHL DVLPMNT GRNT 0-5**	**2,431,227**	**0**	**0**	**0**	**0**	**0**
3612	KS NBHS Info Sys M&E	102,598	127,315	132,764	0	0	0
3612	**SUBTOTAL KS NBHS Info Sys M&E**	**102,598**	**127,315**	**132,764**	**0**	**0**	**0**
3200	PREV HLTH/HLTH SVC BLK GRT FDF	0	10,000	0	0	0	0
3614	**SUBTOTAL 93.991-PRVNT HLTH/HLTH SVC BLK**	**0**	**10,000**	**0**	**0**	**0**	**0**
3210	MAT/CHLD HLTH SVC BLK BRNT FDF	4,757,903	4,436,203	4,526,379	0	0	0
3616	**SUBTOTAL 93.994-MATRNL/CHLD HLTH SVC**	**4,757,903**	**4,436,203**	**4,526,379**	**0**	**0**	**0**
3271	KS TTL X-FMLY PLNG SVCS PRG	1,844,945	2,018,559	2,048,828	0	0	0
3622	**SUBTOTAL 93.217-FAMILY PLANNING SVC**	**1,844,945**	**2,018,559**	**2,048,828**	**0**	**0**	**0**
3724	Maternal Deaths Due to Violence	261,942	0	0	0	0	0
3724	**SUBTOTAL Maternal Deaths Due to Violence**	**261,942**	**0**	**0**	**0**	**0**	**0**
3750	WIC .NET UPGRADE-ARRA	58,789	0	0	0	0	0
3750	**SUBTOTAL WIC GRNTS TO STATES**	**58,789**	**0**	**0**	**0**	**0**	**0**
3926	STRENGTHEN US PUBLIC HEALTH FD	30,452	0	0	0	0	0
3926	**SUBTOTAL STRENGTHEN US PUBLIC HEALTH FD**	**30,452**	**0**	**0**	**0**	**0**	**0**
3939	Rural Hlth Transfrm FD	0	74,477	79,219	0	0	0
3939	**SUBTOTAL Rural Hlth Transfrm FD**	**0**	**74,477**	**79,219**	**0**	**0**	**0**
7090	GIFTS GRNTS & DNTNS FD-HEALTH	373,721	0	0	0	0	0
7311	**SUBTOTAL GIFTS GRNTS & DNTNS FD-HEALTH**	**373,721**	**0**	**0**	**0**	**0**	**0**
7050	SPEC BEQUEST FD-HEALTH	0	1,500	1,500	0	0	0
7055	SPEC BEQUEST FD-GRINDOL TRST	23,239	49,100	49,100	0	0	0
7366	**SUBTOTAL SPEC BEQUEST FD-HEALTH**	**23,239**	**50,600**	**50,600**	**0**	**0**	**0**

BFH

406/410 series report

Dept. Name: Family Health
Agency Name: Health & Environment--Health
Agency Reporting Level: 21650
Version: 2028-A-02-00264

Date: 09/02/2026
Time: 13:37:01

Division of the Budget
KANSAS

Fund Code	FUND/ACCOUNT TITLE	FY 2026 Actuals	FY 2027 Adjusted Budget Request	FY 2028 Adjusted Budget Request	null	null	null
3458	**TOTAL MEANS OF FUNDING**	**125,090,361**	**43,783,100**	**41,395,071**	**0**	**0**	**0**

BFH

406/410 series report

Dept. Name: Early Childhood Data Integration and System Enhancements
Agency Name: Health & Environment--Health
Agency Reporting Level: A0075
Version: 2028-A-02-00264

Date: 09/02/2026
Time: 13:47:37

Division of the Budget
KANSAS

Obj. Code	OBJECTS OF EXPENDITURE	FY 2026 Actuals	FY 2027 Adjusted Budget Request	FY 2028 Adjusted Budget Request	null	null	null
52300	Rents	12,722	0	0	0	0	0
52600	Fees-other Services	67,632	0	0	0	0	0
	TOTAL Contractual Services	**80,354**	**0**	**0**	**0**	**0**	**0**
	TOTAL REPORTABLE EXPENDITURES	**80,354**	**0**	**0**	**0**	**0**	**0**
	SUBTOTAL State Operations	**80,354**	**0**	**0**	**0**	**0**	**0**
	TOTAL EXPENDITURES	**80,354**	**0**	**0**	**0**	**0**	**0**

A0075

406/410 series report

Dept. Name: Early Childhood Data Integration and System Enhancements
Agency Name: Health & Environment--Health
Agency Reporting Level: A0075
Version: 2028-A-02-00264

Date: 09/02/2026
Time: 13:47:37

Division of the Budget
KANSAS

Series	Fund Code	FUND/ACCOUNT TITLE	FY 2026 Actuals	FY 2027 Adjusted Budget Request	FY 2028 Adjusted Budget Request	null	null	null
2	3756	3536 American Rescue Plan State Relief Fund	80,354	0	0	0	0	0
2	**3756**	**3756 SUBTOTAL for 3756's**	**80,354**	**0**	**0**	**0**	**0**	**0**
		32 TOTAL Contractual Services	**80,354**	**0**	**0**	**0**	**0**	**0**
		32 TOTAL All Funds	**80,354**	**0**	**0**	**0**	**0**	**0**

A0075

406/410 series report

Dept. Name: Early Childhood Data Integration and System Enhancements
Agency Name: Health & Environment--Health
Agency Reporting Level: A0075
Version: 2028-A-02-00264

Date: 09/02/2026
Time: 13:47:37

Division of the Budget
KANSAS

Fund Code	FUND/ACCOUNT TITLE	FY 2026 Actuals	FY 2027 Adjusted Budget Request	FY 2028 Adjusted Budget Request	null	null	null
3536	American Rescue Plan State Relief Fund	80,354	0	0	0	0	0
3756	**SUBTOTAL American Rescue Plan State Relief Fund**	**80,354**	**0**	**0**	**0**	**0**	**0**
48	**TOTAL MEANS OF FUNDING**	**80,354**	**0**	**0**	**0**	**0**	**0**

A0075

Narrative Information—DA 400

Division of the Budget | Agency: Department of Health and Environment

State of Kansas | Program: Bureau of Community Health Systems 66000

Overview of Program

Mission: The Bureau of Community Health Systems (BCHS) is a diverse set of programs that enhances the health and safety of Kansas communities by strengthening public health systems through collaboration, support, and monitoring.

The Bureau of Community Health Systems (BCHS) assists all Kansas communities by providing public health, primary care, and prevention services for all Kansans, and helps them prepare for public health and radiological emergencies. Programs are organized into five (5) sections.

- Community Health Access
- Public Health Preparedness
- Radiation Control
- Trauma Systems
- Administrative

Community Health Access Section aids Kansas rural and medically vulnerable communities in building sustainable access to quality, patient-centered primary health care services. This section serves as the designated State Office of Primary Care and the State Office of Rural Health, commonly called the Office of Primary Care and Rural Health (PC/RH). In addition to managing the federally funded Primary Care Office and State Office of Rural Health grants, this section administers the Medicare Rural Hospital Flexibility (Flex), the Small Hospital Improvement Program (SHIP), and the State Loan Repayment Program (SLRP) federally funded grant programs. The Primary Care and Rural Health Program has three focus areas: 1) Supporting Retention of Quality Primary Care and Rural Health Workforce, 2) Connecting Local Providers and Partners to Resources and Programs, and 3) Strengthening System-wide Performance Improvement Capacity.

Program activities include assessing the supply and distribution of health care professionals; managing the Charitable Health Care Provider Program, J-1 Visa Waiver Program, and State and National Health Service Corps Loan Repayment Programs; assisting communities in establishing Federal designations including Health Professional Shortage Areas (HPSAs); coordinating the Community-based Primary Care Clinic (CBPCC) Program to support health centers serving as medical, dental, and pharmaceutical safety nets in Kansas communities. An integral component of the Primary Care and Rural Health Program is active partnerships with the Kansas Quality Improvement Partnership, Community Care Network of Kansas, Kansas Hospital Association Healthworks, Kansas Board of Emergency Medical Services, and other private and public agencies.

The Kansas Statewide Farmworker Health Program (KSFHP) provides low-income and medically under–resourced farmworkers access to primary health care and services essential to the diagnosis and treatment of contractible diseases. Preventive services and early intervention create a healthier

population and reduce the need and the total cost of personal health services. KSFHP also provides education and information for health providers regarding program eligibility for health services and translation/interpretation resources.

The **Public Health Preparedness Section** provides support for the agency in the health and medical preparation and response to emergency situations, whether caused by natural events, infectious disease outbreaks, or acts of terrorism. Section staff members collaborate with the Adjutant General's Department, Kansas Highway Patrol, local health departments and other emergency management partners to assure the health and medical components of response actions in the state are well managed. The Section's primary functions include securing and administering federal funding to support state, regional, and local health and medical preparedness and response activities; coordinating local (public health departments, hospitals, primary care centers, long-term care facilities, pharmacies, community mental health centers, etc.), regional, and state-level planning for all-hazards emergencies; supporting the state-level health and medical response to disasters; training and exercising to assure appropriate capability levels for responders including response readiness of local health departments; managing information systems to support statewide alerting, volunteer recruitment, management and deployment, and an inventory management system for medications and medical supplies.

The **Radiation Control Section** maintains a staff of health physicists who oversee radiation control functions which promote and enforce compliance with state and federal standards for the possession and beneficial use of radioactive materials in Kansas. This ensures radiation exposures to residents, patients, and workers are minimized and are within acceptable public health and safety limits.

The Radioactive Materials unit continues to be deemed adequate to protect public health and safety and compatible with the Nuclear Regulatory Commission Program, in accordance with Kansas' Agreement State status. This is accomplished through licensing and inspection of radioactive materials. The X-ray Compliance unit enforces regulations for x-ray and mammography equipment and operators through registration and inspection. The Environmental Radiation Surveillance unit activities include monitoring and sampling of the environs surrounding the Wolf Creek nuclear generating station to ensure public health and the environment are not negatively impacted. This unit also conducts environmental monitoring and sampling at potentially contaminated sites in Kansas to identify and characterize the radioactive materials and provide guidance and oversight of cleanup and disposal activities. The Radiological Emergency Preparedness unit oversees the planning, training and exercising of agency staff and partners to prepare for and respond to emergencies or incidents involving radioactive materials and ensure public health is protected. Under the Kansas Response Plan, KDHE is listed as the Primary Agency for ESF#10 and ESF#8 – both of which include radiological response. The Kansas Radon Program performs public health education and outreach to assist residents with testing and fixing homes, schools, and buildings with elevated radon; and administers the Kansas Radon Certification Law, which establishes professional standards for radon measurement and mitigation technicians and laboratories. Additional functions of the program include training and outreach to increase awareness of radiation issues to ensure as low as reasonably achievable (ALARA) exposures.

The **Trauma Systems Section** strives to develop an inclusive trauma system to ensure injured patients are transported to a hospital with appropriate resources to provide care for the patient's injuries as quickly as possible. Because patients with severe injuries require rapid, specialized treatment to ensure the best chance for recovery, a robust trauma system increases their chances for survival and reduces the likelihood of permanent disability. Activities of the Trauma Program include statewide system planning, maintenance of the state trauma registry, analysis of trauma data, designation of trauma centers, and providing support for the Advisory Council on Trauma and the six Regional Trauma Councils.

The Emergency Medical Services for Children (EMSC) Program within the Trauma Systems section strives to ensure that Kansas healthcare providers and facilities are educated and have the resources needed to appropriately care for children. This program coordinates pediatric care educational opportunities, serves as an information hub for all child related healthcare information, encourages data collection, and serves as a child advocate.

The **Administrative Section** manages centralized bureau activities and operations, focused on finding efficiencies in grant, contract, and administrative processes. The section is also responsible for tracking proposed legislation, providing analysis, and facilitating the completion of fiscal notes and testimony for bills and legislation. The staff also provide expertise, leadership and direction to guide decision making. They develop, conduct or oversee bureau staff on-boarding as well as design activities and initiatives to assist staff in developing and improving skills, competencies, and experiences.

FY 2026 Achievements:

1. Kansas Emergency Medical Services Association Partnership:

   Last year, the Community Health Access section received grant carryover funding which continued to be used to strengthen emergency medical services in Kansas through our partnership with the Kansas Emergency Medical Services Association (KEMSA). These resources have supported a range of impactful educational initiatives designed to enhance EMS training statewide. Through this collaboration, KEMSA has been able to: Host nationally recognized EMS experts to deliver advanced training sessions; Offer specialized pediatric education tracks to address critical care needs; Provide a dedicated pre-conference event to expand professional development opportunities; and Establish scholarship programs to ensure access for individuals facing financial barriers. These efforts are helping to build a stronger, more skilled EMS workforce and ensure high-quality care across all regions of Kansas.

2. Community-Based Primary Care Clinic Tour:

   During FY 2026, Community Health Access visited 28 of the 30 Community-Based Primary Care Clinic (CBPCC) grantee sites across Kansas, with visits to the remaining two grantees scheduled before the end of September 2026. The CBPCC Grant Program supports nonprofit and

publicly funded safety net clinics that provide primary medical and/or dental care to Kansans with incomes at or below 200% of the Federal Poverty Level. The site visits provided valuable insight into the successes, challenges, and emerging needs of clinics statewide while helping identify priorities for the upcoming Primary Care Needs Assessment (PCNA), a required function of the KDHE Primary Care Office. The tour strengthened relationships and communication with CBPCC providers, validated existing assumptions about service gaps, and highlighted additional challenges facing safety net clinics. Community Health Access will continue conducting regular site visits as an ongoing component of the CBPCC Grant Program.

3. The Public Health Preparedness Section actively partnered with 99% of Kansas counties and all seven health care coalition regions. Membership in all seven health care coalitions continued to grow this year and a governance structure was established to support continued coordination of statewide and regional preparedness activities. Public Health Preparedness provides support to the local health departments and regions through partnership building, training, planning assistance, emergency systems support and maintenance, technical assistance, exercise planning and implementation, workshops, etc.

   Preparedness provided funding to 99 of the 100 local health departments throughout the State to assist with mitigating, planning, responding and recovery to aid in protecting the health of Kansans in disasters, infectious disease outbreaks, terrorism attacks, and mass casualty emergencies.

   The Preparedness program continued to see significant improvements in partnerships across the counties, regions, and state. Emerging infectious disease updates were distributed to healthcare providers throughout the state via an electronic alert system. From July 1, 2025, to June 30, 2026, there were 35 messages sent through this health alert network, including important notifications about the Southwest measles outbreak, updated ACIP guidance, situational updates about epidemiological surveillance, and weekly briefings to prepare providers for World Cup activities. Seven of the 19 messages were associated with ongoing outbreaks that KDHE was involved in addressing. There was an average of 1,775 recipients per message, for a total reach of over 62,128.

   Preparedness hosted eight preparedness webinars for local health departments to address gaps identified through exercises. The average attendance for each training was 107. Total attendance across all webinars was 852. The Preparedness Program directed 13 regional exercises across the state to assist county health departments, in collaboration with county emergency management. 104 counties were represented and discussed plans in place for laboratory sample collection, public information, and mass dispensing. Gaps identified in these regional exercises will inform the training plan for the following year. In addition, the preparedness program provided over 125 hours of technical assistance to health departments supporting preparedness onboarding, PHEP reporting and application preparation, and systems user support.

During the 2025-2026 fiscal year, the Hospital Preparedness Program (HPP) conducted 23 HCC regional meetings and a Kansas Healthcare Coalition Virtual Summit, formatted as a lunch and learn series held over an eight-week period. Healthcare Coalitions provided support to Kansas communities through several challenges experienced throughout the year, including those that resulted from extreme weather events. The HPP program brings together the entire healthcare delivery system to ensure plans and resources are in place to support communities in preparing for and responding to events like these. The Healthcare Coalitions assisted in locating resources and enhancing communications to ensure continuity of care for the entire population.

The Preparedness Program also administers SERV-KS. SERV-KS is the state's Emergency System for Advance Registration of Volunteer Health Professionals (ESAR-VHP) platform. The platform significantly reduces the administrative burden of onboarding emergency volunteers and credentialing medical personnel and increases the state's ability to onboard hundreds of volunteers rather than dozens at a time. Users to SERV-KS grew by 1,438 from July through June 2026 (+105%), increasing the number of potential volunteers to contact in a medical surge incident. The state MRC unit, started in April 2025, currently has 93 members. Of those members, 60% have completed HIPAA training and are considered deployable. The Kansas MRC Program purchased over $40,000 in training, recruitment, and deployment supplies for the local MRC units to strengthen and sustain their operations and prepare members to respond to public health emergencies. Kansas MRC volunteers have contributed over 1,875 hours to training, exercises, and deployments, totaling an economic value of over $67,000. (Economic value source)

4. The Kansas Trauma System Section has designated three Level I Trauma Centers, two Level II Trauma Centers, four Level III Trauma Centers and 32 Level IV Trauma Centers. The Trauma Program and the Regional Trauma Councils provide support to all Kansas trauma centers and hospitals seeking designation through education scholarships, trauma registry support and maintenance, technical assistance and educational workshops, etc. The Trauma Program has provided funding for over 182,000 healthcare providers throughout the State in trauma certification courses such as Advanced Trauma Life Support (ATLS) for physicians and mid-level providers, Trauma Nurse Core Course (TNCC) for nurses, and Prehospital Trauma Life Support (PHTLS) for EMS providers.

5. The Radiation Control Section continues to ensure the safe and responsible use of radioactive materials and X-Ray devices. Additionally, Radiation Control staff collaborate with Kansas Division of Emergency Management and other local partners to ensure effective emergency response capabilities are maintained. In FY2026, the Radiation Control Section, along with other partners, trained response staff in ingestion pathway emergency response, which is a longer-term impact of nuclear power plant emergencies.

Over FY2026, the Radioactive Materials section conducted 117 inspections and 161 license amendments, which is a significant increase in both inspections and license actions. The Radioactive Materials section successfully completed an in-house annual audit to ensure compliance with NRC requirements and prepare for the next NRC program audit. The X-Ray and Mammography section conducted 152 X-Ray inspections and 108 mammography inspections. There has been a decrease in the number of inspections, as the program has identified a significant increase in violations, resulting in more time spent on compliance assistance with registrants. We have also increased the number of MQSA facilities and inspections for FY2026 which is expected to continue to trend higher in FY2027 with an estimated 5 facility increase over FY2025. The X-ray team has focused more on quality inspections and following through to the enforcement action process resulting in fewer total inspections.

The environmental radiation team conducted 24/7 environmental monitoring around Wolf Creek Nuclear Generating Station and collected 520 unique environmental samples for analysis. Routine statewide background radiation measurements were not conducted in FY26 due to the project reaching completion, however, background measurements will continue to be collected in support of nuclear power plant monitoring

The Kansas Radon Program collected information on 10,622 unique radon measurements and mitigation installations. Radon is the single largest contributor to radiation dose amongst the public in the US according to the National Council on Radiation Protection Report 160 so any reduction of radon due a radon mitigation system installation is a direct reduction in cancer risk from radiation exposure.

The Radiological Emergency Preparedness section participated in 6 full scale exercises, offered 38 emergency preparedness training classes, and trained 533 individuals.

In addition to routine tasks, the radiation control program has been engaged with several parties either interested in or are actively developing new nuclear energy systems in Kansas. This has required a significant amount of time evaluating potential impacts to the environment and public health. It's expected as development continues to increase and projects advance, the involvement of radiation control in these projects will also continue to increase.

Objective #1:

To assist rural and medically underserved communities in assuring Kansas residents have adequate access to primary care services and to maximize available resources to develop more effective delivery systems.

Strategies for Objective #1:

1. Manage and facilitate the distribution of grant funds (SGF) to community based primary health care clinics across the state.
2. Offer Technical Assistance to rural health partners.
3. Engage with federal partners in the process to approve sites for the National Health Service Corps.
4. Manage the KRHIS (Kansas Rural Health Information Source) resources and list serve.
5. Facilitate the J-1 Visa Waiver Program for the state of Kansas.

OUTCOME MEASURES

	Actual 2024	Actual 2025	Actual 2026	Estimated 2027	Estimated 2028
Access to primary health care services: # of unduplicated patients served by state-funded primary care clinics (data reported reflects totals reported from Jan. 1st to Dec. 31st for previous calendar year)	350,090	350,967	357,857	360,000	360,000
# of community-based projects receiving state primary care funding	33	30	31	32	32
$ of medications dispensed through Unused Medications Repository (UMR) program (data reported reflects total reported at Dec. 31st for previous calendar year) *UMR closed 4/1/2024	15,386	0	0	0	0
# of Kansas clinics utilizing the Unused Medications Repository program (data reported reflects total reported at Dec. 31st for previous calendar year) *UMR closed 4/1/2024	15	0	0	0	0
% of critical access hospitals reporting at least one quarter of Medicare Beneficiary Quality Improvement outpatient quality of care measures	100.0	100.0	100.0	100.0	100.0
Number of providers participating in the Charitable Health Care Program	N/A	92	168	200	200

OUTPUT MEASURES

	Actual 2024	Actual 2025	Actual 2026	Estimated 2027	Estimated 2028
# of technical assistance encounters (e.g., e-mails, webinars, teleconferences, face-to-face) provided directly to rural constituents	321	374	279	300	300
# of rural constituents (e.g., hospitals, providers, clinics, agencies, partners) that receive technical assistance directly	337	338	388	400	400
# of communities with new safety-net "access points" of care.	1	1	2	2	2
# of practice sites approved or recertified for the National Health Service Corps	275	274	285	300	300
# of registrants for the Kansas Rural Health Information Source	948	929	897	900	920
# of J-1 Visa Waiver Recommendations submitted to the Department of State	30	30	30	30	30

Objective #2:

Develop and implement a statewide trauma system pursuant to the Kansas Trauma Plan.

Strategies for Objective #2:

1. Maintain the Kansas Trauma Registry and offer training for users.
2. Process applications and site visits for Level IV Trauma Centers in Kansas.
3. Provide technical assistance and provide training/presentations to the regional trauma councils, trauma centers, other hospitals, and other partners.

OUTCOME MEASURES

	Actual 2024	Actual 2025	Actual 2026	Estimated 2027	Estimated 2028
# of hospitals reporting trauma registry data quarterly to the state	97	100	95	100	100
# of regional trauma councils operational with written plans	6	6	6	6	6

# of designated trauma centers	45	42	37	45	48

OUTPUT MEASURES

	Actual 2024	Actual 2025	Actual 2026	Estimated 2027	Estimated 2028
# of hospitals that participate in trauma registry training	85	85	95	100	100
# of technical assistance consults provided to regional trauma councils	395	450	550	600	600
% of cases submitted by hospitals to the state with complete documentation	94.5	96.0	94.0	97.0	98.0
Estimated # of presentations provided on the trauma system	58	65	70	70	70

Objective #3:

To develop a comprehensive statewide Public Health Emergency Preparedness and Response Program to protect Kansans from a chemical or biological attack, or other emergency.

Strategies for Objective #3

1. Identify training gaps from submitted state and local preparedness exercises or real events.
2. Identify available trainings or work to develop trainings to facilitate gap closer.
3. Conduct and market trainings to appropriate audiences across Kansas.
4. Identify exercise needs based on improved plans in training conducted.
5. Conduct exercises to evaluate updated plans for staff knowledge, skills, and abilities from trainings.
6. Track KDHE staff members who have SECRET clearance.

OUTCOME MEASURES

	Actual 2024	Actual 2025	Actual 2026	Estimated 2027	Estimated 2028
Provide specialized training programs for physicians, nurses, epidemiologists, laboratories, etc., on public health emergency-related topics – # of programs provided	65	65	65	65	65
Participate in drills and exercises to test preparedness and response plans at the local, regional, and statewide levels – # of drills directed.	46	46	46	46	46
# of KDHE leadership staff awarded SECRET clearance	2	2	2	2	2
Meetings of the Preparedness Senior Advisory Committee	4	4	4	4	4
Meetings with the Kansas Association of Local Health Departments	4	4	4	4	4

Objective #4:

To assist healthcare coalitions to develop and maintain effective plans for responding to emergencies.

Strategies for Objective #4:

1. Continue to communicate the importance of regional emergency disaster planning and sharing resources.
2. Facilitate meetings with contracted healthcare coalitions per the Cooperative Agreement workplan.

OUTCOME MEASURES

	Actual 2024	Actual 2025	Actual 2026	Estimated 2027	Estimated 2028
% of core members actively participating in the health care coalition planning process	100.0	100.0	100.0	100.0	100.0
% of community hospitals that have policies and procedures for infection control and security (self-reported)	100.0	100.0	100.0	100.0	100.0
# of meetings with health care coalitions	28	38	38	38	38

# of technical assistance encounters with healthcare coalitions or members for emergency preparedness planning	200	200	200	200	200

Objective #5:

Maintain radiation exposures to humans as low as reasonably achievable (ALARA) through regulatory oversight to ensure the safe possession and beneficial use of radioactive materials and x-ray and mammography devices.

Strategies for Objective #5:

1. Inspect radioactive materials licensees according to the frequency established to maintain compatibility with the U.S. Nuclear Regulatory Commission.
2. Maintain compatibility with the U.S. Nuclear Regulatory Commission regulations through timely updates to Kansas regulations.
3. Perform timely amendments to radioactive materials licenses to ensure compatibility with the U.S. Nuclear Regulatory Commission and to avoid unnecessary work interruption to licensees.
4. Inspect X-ray registrants according to the frequency and priority determined by the department and inspect all mammography facilities once per year. Maintain X-ray program to comply with federal standards.
5. Support training for program staff to maintain qualifications as specified in the Radiation Control Program training plan.
6. Respond to incidents and allegations by following procedures that include time-limited reporting requirements to the U.S. Nuclear Regulatory Commission.
7. Coordinate regional workshops to provide outreach and training opportunities for the registrants and licensees. Provide presentations, printed materials, and/or serve as a resource to answer questions from Kansas residents and the regulated community.

OUTCOME MEASURES

	Actual 2024	**Actual 2025**	**Actual 2026**	**Estimated 2027**	**Estimated 2028**
# of radioactive materials licensees (specific license holders)	229	220	230	235	235
# of radioactive materials licenses (general license holders)	316	316	316	316	316
# of mammography facilities in Kansas	105	105	107	113	115
# of X-Ray Registrations	2,710	2,750	2,764	2,800	2,850

# of regulations in place which are compatible with the NRC	310	310	310	310	310
# of incidents and allegations involving X-ray or radioactive materials reported	8	15	8	15	15

OUTPUT MEASURES

	Actual 2024	**Actual 2025**	**Actual 2026**	**Estimated 2027**	**Estimated 2028**
# of inspections for radiation – radioactive materials	83	105	117	100	105
% of radioactive materials inspections conducted within required NRC timelines	100.0	100.0	100.0	100.0	100.0
# of license actions/amendments – radioactive materials	149	142	161	150	150
# of inspections for radiation – X-ray (calendar year)	367	301	152	250	300
% of X-ray inspections conducted within scheduled time limits (calendar year)	50.0	50.0	50.0	75.0	75.0
% of mammography inspections completed annually	100.0	100.0	100.0	100.0	100.0
# of X-ray shielding plan review/approvals completed (calendar year)	169	217	158	200	225
# of X-ray waivers completed/approved (calendar year)	100	130	262	125	125
# of X-ray Physicist applications approved/registered (calendar year)	17	15	25	15	15
# of regulatory updates completed to maintain compatibility	15	15	25	15	15
% of staff receiving at least the minimum required annual continuing education	100.0	100.0	100.0	100.0	100.0
% of incidents and allegation responses meeting required timelines for response, investigation, and reporting	100.0	100.0	100.0	100.0	100.0
# outreach activities offered	2	2	2	2	2

Objective #6:

Maintain readiness for radiation emergencies.

Strategies for Objective #6:

1. Participate in drills and exercises for nuclear power plant response in compliance with Federal Emergency Management Agency (FEMA) FEMA REP-1/NUREG 0654 requirements.
2. Participate in drills and exercises for other types of radiation emergencies.
3. Maintain respirator qualifications for program staff.
4. Maintain field monitoring team qualifications for program staff.
5. Update agency radiological emergency response procedures and submit to FEMA for approval on an annual basis.
6. Provide radiation emergency training to local government and other partners.
7. Respond to radiation emergencies in Kansas.
8. Monitor radiation dose received by program staff both routinely and during emergencies, and for other responders and Kansas residents during emergencies.
9. Maintain the statewide capability of population monitoring by providing annual and refresher Radiation Response Volunteer Corps (RRVC) training and maintaining a registry of volunteers.

OUTCOME MEASURES

	Actual 2024	Actual 2025	Actual 2026	Estimated 2027	Estimated 2028
# program staff qualified for radiation emergency response	22	21	21	21	21
# of agency radiological emergency response procedures	32	32	32	32	32
% of staff with annual dose below occupational limits	100.0	100.0	95.2	100.0	100.0
# of volunteers registered as part of the RRVC	310	310	39	50	50
# of individuals who received training by KDHE for radiological response	483	673	533	500	500

OUTPUT MEASURES

	Actual 2024	Actual 2025	Actual 2026	Estimated 2027	Estimated 2028
# of nuclear power plant drills/exercises	5	5	5	7	6
# of other type of radiation preparedness drills/exercises	2	2	2	2	2
# of program staff participating in respirator qualification	20	21	21	21	21
% of agency radiological emergency response procedures updated and approved by FEMA	100.0	100.0	100.0	100.0	100.0

# of radiological preparedness training classes offered	36	35	38	35	35
# of staff monitored for radiation dose	22	21	23	23	23
# of RRVC volunteers receiving training	0	0	0	25	50
# of radiation emergencies to which program staff responded	0	0	0	0	0

Objective #7:

Monitor radiation in the environment.

Strategies for Objective #7:

1. Conduct an annual monitoring and sampling program in the environs surrounding the Wolf Creek Nuclear Generating Station.
2. Provide oversight and monitoring of sites in Kansas which are potentially contaminated with radioactive material.
3. Maintain and enhance data on background radiation levels in Kansas.
4. Provide oversight and guidance to individuals and facilities with concerns pertaining to Naturally Occurring Radioactive Materials (NORM) or Technological Enhanced Naturally Occurring Radioactive Material (TENORM).

OUTCOME MEASURES

	Actual 2024	Actual 2025	Actual 2026	Estimated 2027	Estimated 2028
# of nuclear power plants monitored	1	1	1	1	1
# of sites monitored for environmental radiation contamination or TENORM (non-nuclear power plant)	3	3	3	3	3
# of background environmental sample and exposure rate data for Kansas	729	963	963	1,080	1063

OUTPUT MEASURES

	Actual 2024	Actual 2025	Actual 2026	Estimated 2027	Estimated 2028
# of exposure OSLD samples collected/analyzed for nuclear power plant	248	248	248	248	248

# of air samples collected collected/analyzed for nuclear power plant	520	520	520	520	520
# of environmental samples collected/analyzed for nuclear power plant	943	946	927	930	930
# of radiological surveys performed or environmental samples collected/analyzed for non-nuclear power plant sites	0	10	0	10	10
# of background environmental samples and exposure rates collected	83	235	0	50	50
# facilities, sites, or individuals provided with guidance and assistance pertaining to NORM or TENORM.	30	31	41	30	30

Objective #8:

Reduce public health risk from radon exposure.

Strategies for Objective #8:

1. Provide technical guidance for communities considering adopting radon-resistant new construction (RRNC) requirements in building codes.
2. Certify professional radon measurement and mitigation technicians and radon laboratories.
3. Support the Kansas Cancer Plan and provide input and support for the radon objectives contained within the plan.
4. Collect radon data and maintain statewide radon database for analysis.
5. Provide technical support for schools and daycares to test and mitigate radon.
6. Respond to allegations and incidents regarding radon testing and mitigation in accordance with procedures.
7. Provide radon education outreach to Kansas residents.

OUTCOME MEASURES

	Actual 2024	**Actual 2025**	**Actual 2026**	**Estimated 2027**	**Estimated 2028**
# of Kansas certified radon measurement technicians	240	236	239	240	240
# of Kansas certified radon mitigation technicians	77	80	72	75	75
# of Kansas certified radon laboratories	13	13	13	13	13
# of radon allegations/incidents reported	16	18	16	20	20
# of Kansas homes mitigated for radon	48,149	49,798	51,817	53,817	55,817
# of Kansas homes built using RRNC techniques	10,900	11,550	12,975	13,500	14,500

OUTPUT MEASURES

	Actual 2024	Actual 2025	Actual 2026	Estimated 2027	Estimated 2028
# of new and renewal radon measurement certifications processed	145	97	133	100	130
# of new and renewal radon mitigation certifications processed	30	28	43	30	30
# of new and renewal radon laboratory certifications processed	6	7	6	7	6
# of partnership meetings, events, activities in support of the Kansas Cancer Plan.	13	16	13	15	15
# of new radon data results collected for measurement and mitigation	12,524	12,153	10,622	12,000	12,000
# of radon education/outreach activities	35	32	38	35	35
# of Kansas schools provided radon information or assistance	400	400	400	400	400
# of presentations and activities to promote RRNC	7	6	8	6	6
# of radon inquiries to which program staff responded	1,880	1,785	1,623	1,800	1,800
% of radon allegation/incident responses meeting required timelines for response and investigation responded	100.0	100.0	100.0	100.0	100.0

EXPENDITURE JUSTIFICATION

Account Code 51000 – 51990: Salaries and Wages

Summary: The Bureau of Community Health Systems requests funding for 57.00 FTE.

FY 27: Salaries and wages, including approved salary increases, are calculated in accordance with Division of Budget guidelines and cost indices and include longevity bonuses.

FY28: Staffing **c**ontinues the same level as FY27. Salaries and wages are calculated in accordance with Division of Budget guidelines and cost indices and include longevity bonuses.

Account Code 52000 – 52990: Contractual Services

Summary: This request provides for payments for fees for professional services (such as medical services) and contracts with partner organizations for the expansion of statewide epidemiological and surveillance capabilities, enhanced system security, training of public information professionals, and an automated toll-free telephone line for the public during public health emergencies.

Account Code 53000 – 53999: Commodities

Summary: This request provides for office, professional and scientific supplies, motor vehicle parts and supplies, and gasoline purchases.

Account Code 54000: Capital Outlay

Summary: This request provides for the upgrade or replacement of existing computer equipment and/or software.

Account Code 55000: Aid to Local

Summary: This request provides for funding, which will be passed through to local units of government or other eligible agencies. State General Funds are distributed to local units of government or other eligible agencies to make primary and preventive health care services available, accessible, and affordable to medically underserved Kansas residents including low-income, uninsured individuals and those eligible for Medicaid or other medical assistance programs operated by the KDHE's Division of Health Care Finance. State awards are intended to support ongoing operating costs and to provide funding to establish or expand access to primary health care, including dental and mental health services, for vulnerable and underserved Kansans and to support health professional recruitment for underserved areas. Specific funds are set aside for dental and prescription drug assistance for patients served in public and non-profit primary care clinics, for state loan repayment awards to clinicians working in underserved areas of the state, and for pass-through funding to Community Care Network of Kansas (CCNK) for a capital improvement expenditures grant program and to support technical assistance and workforce activities. Public Health Preparedness Aid-to-Local funding is distributed to local health departments and tribal organizations for planning and coordination of local public health emergency preparedness and response activities.

Account Code 55500: Other Assistance

Summary: This request provides for funding, which will be passed through to local units of government or other eligible agencies. State General Funds are distributed to local units of government or other eligible agencies to make primary and preventive health care services available, accessible, and

affordable to medically underserved Kansas residents including low-income, uninsured individuals and those eligible for Medicaid or other medical assistance programs operated by the KDHE's Division of Health Care Finance. State awards are intended to support ongoing operating costs and to provide funding to establish or expand access to primary health care, including dental and mental health services, for vulnerable and underserved Kansans and to support health professional recruitment for underserved areas. Specific funds are set aside for dental and prescription drug assistance for patients served in public and non-profit primary care clinics, for state loan repayment awards to clinicians working in underserved areas of the state, and for pass-through funding to Community Care Network of Kansas (CCNK) for a capital improvement expenditure grant program and to support technical assistance and workforce activities. Public Health Preparedness Aid-to-Local funding is distributed to local health departments and tribal organizations for planning and coordination of local public health emergency preparedness and response activities. Hospital Preparedness Program Aid-to-Local funding is distributed to the seven health care coalitions to equip communities to save lives during disasters that overwhelm routine medical capabilities.

406/410 series report

Dept. Name: Bureau of Community Health Systems
Agency Name: Health & Environment--Health
Agency Reporting Level: 21660
Version: 2028-A-02-00264

Date: 09/09/2026
Time: 09:00:21

Division of the Budget
KANSAS

Obj. Code	OBJECTS OF EXPENDITURE	FY 2026 Actuals	FY 2027 Adjusted Budget Request	FY 2028 Adjusted Budget Request	null	null	null
	Salaries and Wages	5,407,789	4,868,374	5,132,499	0	0	0
	TOTAL Salaries and Wages	**5,407,789**	**4,868,374**	**5,132,499**	**0**	**0**	**0**
52000	Communication	158,109	153,275	145,775	0	0	0
52100	Freight and Express	8,962	10,200	10,200	0	0	0
52200	Printing and Advertising	1,815	2,175	2,175	0	0	0
52300	Rents	291,871	215,250	215,250	0	0	0
52400	Reparing and Servicing	503,721	393,500	393,500	0	0	0
52500	Travel and Subsistence	81,889	66,843	66,825	0	0	0
52510	InState Travel and Subsistence	67,528	57,500	57,500	0	0	0
52520	Out of State Travel and Subsis	54,558	49,175	49,175	0	0	0
52600	Fees-other Services	263,775	272,784	203,522	0	0	0
52700	Fee-Professional Services	3,711,591	2,647,500	2,647,500	0	0	0
52900	Other Contractual Services	27,083	25,750	25,750	0	0	0
	TOTAL Contractual Services	**5,170,902**	**3,893,952**	**3,817,172**	**0**	**0**	**0**
53000	Clothing	2,163	2,100	2,100	0	0	0
53200	Food for Human Consumption	2,545	425	425	0	0	0
53400	Maint Constr Material Supply	2,830	350	350	0	0	0
53500	Vehicle Part Supply Accessory	23,788	20,375	20,375	0	0	0
53600	Pro Science Supply Material	161,220	53,200	46,900	0	0	0
53700	Office and Data Supplies	16,714	7,375	7,375	0	0	0
53900	Other Supplies and Materials	54,328	15,130	15,130	0	0	0
	TOTAL Commodities	**263,588**	**98,955**	**92,655**	**0**	**0**	**0**
	TOTAL Capital Outlay	**41,869**	**5,750**	**5,750**	**0**	**0**	**0**
	SUBTOTAL State Operations	**10,884,148**	**8,867,031**	**9,048,076**	**0**	**0**	**0**
55000	Federal Aid Payments	4,444,192	3,741,000	3,741,000	0	0	0
55100	State Aid Payments	5,953,503	315,000	315,000	0	0	0
	TOTAL Aid to Local Governments	**10,397,695**	**4,056,000**	**4,056,000**	**0**	**0**	**0**
55200	Claims	32,750,108	33,032,478	20,777,971	0	0	0
	TOTAL Other Assistance	**32,750,108**	**33,032,478**	**20,777,971**	**0**	**0**	**0**
	TOTAL REPORTABLE EXPENDITURES	**54,031,951**	**45,955,509**	**33,882,047**	**0**	**0**	**0**
77300	Transfers	1,701,380	1,629,675	1,417,595	0	0	0
	TOTAL Non-Expense Items	**1,701,380**	**1,629,675**	**1,417,595**	**0**	**0**	**0**
	TOTAL EXPENDITURES	**55,733,331**	**47,585,184**	**35,299,642**	**0**	**0**	**0**

BOHS

406/410 series report

Dept. Name: Bureau of Community Health Systems
Agency Name: Health & Environment--Health
Agency Reporting Level: 21660
Version: 2028-A-02-00264

Date: 09/09/2026
Time: 09:00:21

Division of the Budget
KANSAS

Series	Fund Code	FUND/ACCOUNT TITLE	FY 2026 Actuals	FY 2027 Adjusted Budget Request	FY 2028 Adjusted Budget Request	null	null	null
1	1000	0270 OP EXP-INCLD OFF HOS-HLTH	233,640	172,917	182,511	0	0	0
1	**1000**	**1000 SUBTOTAL for 1000's**	**233,640**	**172,917**	**182,511**	**0**	**0**	**0**
1	2131	2130 POWER GENERATING FAC FF	115,068	118,429	124,070	0	0	0
1	**2131**	**2131 SUBTOTAL for 2131's**	**115,068**	**118,429**	**124,070**	**0**	**0**	**0**
1	2325	2325 2325 Right to Know Fee Fund	189,663	0	0	0	0	0
1	**2325**	**2325 SUBTOTAL for 2325's**	**189,663**	**0**	**0**	**0**	**0**	**0**
1	2415	2280 NUCLEAR SFTY EMER PREP SP REV	289,897	346,541	364,933	0	0	0
1	**2415**	**2415 SUBTOTAL for 2415's**	**289,897**	**346,541**	**364,933**	**0**	**0**	**0**
1	2513	2230 TRAUMA FD	264,822	274,612	288,478	0	0	0
1	**2513**	**2513 SUBTOTAL for 2513's**	**264,822**	**274,612**	**288,478**	**0**	**0**	**0**
1	2531	2530 RADIATION CONTROL OPS FDF	1,152,079	1,262,003	1,327,910	0	0	0
1	**2531**	**2531 SUBTOTAL for 2531's**	**1,152,079**	**1,262,003**	**1,327,910**	**0**	**0**	**0**
1	3031	3640 OFFICE OF RURAL HEALTH FDF	73,420	98,650	104,142	0	0	0
1	**3031**	**3031 SUBTOTAL for 3031's**	**73,420**	**98,650**	**104,142**	**0**	**0**	**0**
1	3069	3070 MIGRANT HEALTH PRG FDF	617,715	760,247	803,799	0	0	0
1	**3069**	**3069 SUBTOTAL for 3069's**	**617,715**	**760,247**	**803,799**	**0**	**0**	**0**
1	3292	3292 3292 EMSC-PARTNERSHIP GRANT	35,149	83,479	87,989	0	0	0
1	**3292**	**3292 SUBTOTAL for 3292's**	**35,149**	**83,479**	**87,989**	**0**	**0**	**0**
1	3293	3293 3293 PRIMARY CARE OFFICES	65,252	83,400	87,847	0	0	0
1	**3293**	**3293 SUBTOTAL for 3293's**	**65,252**	**83,400**	**87,847**	**0**	**0**	**0**
1	3298	3298 3298 RURAL HOSPITAL FLEX PRG	127,432	185,870	196,196	0	0	0
1	**3298**	**3298 SUBTOTAL for 3298's**	**127,432**	**185,870**	**196,196**	**0**	**0**	**0**
1	3329	3319 HOMELAND SECURITY/PREP	770,143	781,373	825,599	0	0	0
1	**3329**	**3329 SUBTOTAL for 3329's**	**770,143**	**781,373**	**825,599**	**0**	**0**	**0**
1	3392	3392 3392 SMALL HOSPITAL IMPV PRG	58,965	87,027	91,783	0	0	0
1	**3392**	**3392 SUBTOTAL for 3392's**	**58,965**	**87,027**	**91,783**	**0**	**0**	**0**
1	3398	3398 3398 HOSPITAL BIOTERRORISM PREP	279,051	402,736	425,225	0	0	0
1	**3398**	**3398 SUBTOTAL for 3398's**	**279,051**	**402,736**	**425,225**	**0**	**0**	**0**
1	3502	3502 3502 MED RESV SML GRT-NACCHO TRN	68,970	0	0	0	0	0
1	**3502**	**3502 SUBTOTAL for 3502's**	**68,970**	**0**	**0**	**0**	**0**	**0**
1	3511	3160 DIAGNOSTIC X-RAY PRG FDF-ENVIR	172,932	175,803	185,163	0	0	0
1	**3511**	**3511 SUBTOTAL for 3511's**	**172,932**	**175,803**	**185,163**	**0**	**0**	**0**
1	3616	3210 MAT/CHLD HLTH SVC BLK BRNT FDF	56,536	0	0	0	0	0
1	**3616**	**3616 SUBTOTAL for 3616's**	**56,536**	**0**	**0**	**0**	**0**	**0**
1	3657	3657 3657 DRG ENDANGERD CHLDRN IN KS FND	60,460	0	0	0	0	0
1	**3657**	**3657 SUBTOTAL for 3657's**	**60,460**	**0**	**0**	**0**	**0**	**0**
1	3760	3755 ST LOAN REPAYMENT PRG	8,396	0	0	0	0	0
1	**3760**	**3760 SUBTOTAL for 3760's**	**8,396**	**0**	**0**	**0**	**0**	**0**
1	3884	3930 STATE INDOOR RADON GRANT FDF	12,430	12,645	13,327	0	0	0
1	**3884**	**3884 SUBTOTAL for 3884's**	**12,430**	**12,645**	**13,327**	**0**	**0**	**0**
1	3926	3926 3926 STRENGTHEN US PUBLIC HEALTH FD	755,769	0	0	0	0	0
1	**3926**	**3926 SUBTOTAL for 3926's**	**755,769**	**0**	**0**	**0**	**0**	**0**
1	3939	3939 3939 Rural Hlth Transfrm FD	0	22,642	23,527	0	0	0
1	**3939**	**3939 SUBTOTAL for 3939's**	**0**	**22,642**	**23,527**	**0**	**0**	**0**

BCHS

406/410 series report

Dept. Name: Bureau of Community Health Systems
Agency Name: Health & Environment--Health
Agency Reporting Level: 21660
Version: 2028-A-02-00264

Date: 09/09/2026
Time: 09:00:21

Division of the Budget
KANSAS

Series	Fund Code	FUND/ACCOUNT TITLE	FY 2026 Actuals	FY 2027 Adjusted Budget Request	FY 2028 Adjusted Budget Request	null	null	null
		1502 TOTAL Salaries and Wages	**5,407,789**	**4,868,374**	**5,132,499**	**0**	**0**	**0**
2	1000	0270 OP EXP-INCLD OFF HOS-HLTH	69,214	98,159	98,372	0	0	0
2	1000	1720 State Trauma Fund	232,668	265,343	208,950	0	0	0
2	**1000**	**1000 SUBTOTAL for 1000's**	**301,882**	**363,502**	**307,322**	**0**	**0**	**0**
2	2131	2130 POWER GENERATING FAC FF	25,886	25,350	25,250	0	0	0
2	**2131**	**2131 SUBTOTAL for 2131's**	**25,886**	**25,350**	**25,250**	**0**	**0**	**0**
2	2183	2160 HLTH & ENVIR TRN FF-HLTH	3,504	3,750	3,750	0	0	0
2	**2183**	**2183 SUBTOTAL for 2183's**	**3,504**	**3,750**	**3,750**	**0**	**0**	**0**
2	2325	2325 2325 Right to Know Fee Fund	57,417	0	0	0	0	0
2	**2325**	**2325 SUBTOTAL for 2325's**	**57,417**	**0**	**0**	**0**	**0**	**0**
2	2415	2280 NUCLEAR SFTY EMER PREP SP REV	41,309	45,000	45,000	0	0	0
2	**2415**	**2415 SUBTOTAL for 2415's**	**41,309**	**45,000**	**45,000**	**0**	**0**	**0**
2	2513	2230 TRAUMA FD	58,148	21,550	21,550	0	0	0
2	**2513**	**2513 SUBTOTAL for 2513's**	**58,148**	**21,550**	**21,550**	**0**	**0**	**0**
2	2531	2530 RADIATION CONTROL OPS FDF	142,183	135,375	130,875	0	0	0
2	**2531**	**2531 SUBTOTAL for 2531's**	**142,183**	**135,375**	**130,875**	**0**	**0**	**0**
2	3031	3640 OFFICE OF RURAL HEALTH FDF	23,183	19,400	19,400	0	0	0
2	**3031**	**3031 SUBTOTAL for 3031's**	**23,183**	**19,400**	**19,400**	**0**	**0**	**0**
2	3069	3069 3069 HLTH CNTRS COVID-19	1,833	0	0	0	0	0
2	3069	3070 MIGRANT HEALTH PRG FDF	1,381,496	1,125,725	1,121,225	0	0	0
2	**3069**	**3069 SUBTOTAL for 3069's**	**1,383,329**	**1,125,725**	**1,121,225**	**0**	**0**	**0**
2	3092	3092 3092 INTOXILYZER REPLACEMENT	106,968	150,000	150,000	0	0	0
2	**3092**	**3092 SUBTOTAL for 3092's**	**106,968**	**150,000**	**150,000**	**0**	**0**	**0**
2	3292	3292 3292 EMSC-PARTNERSHIP GRANT	6,767	7,900	7,900	0	0	0
2	**3292**	**3292 SUBTOTAL for 3292's**	**6,767**	**7,900**	**7,900**	**0**	**0**	**0**
2	3293	3293 3293 PRIMARY CARE OFFICES	29,860	27,600	24,600	0	0	0
2	**3293**	**3293 SUBTOTAL for 3293's**	**29,860**	**27,600**	**24,600**	**0**	**0**	**0**
2	3298	3298 3298 RURAL HOSPITAL FLEX PRG	182,723	154,450	154,450	0	0	0
2	**3298**	**3298 SUBTOTAL for 3298's**	**182,723**	**154,450**	**154,450**	**0**	**0**	**0**
2	3329	3319 HOMELAND SECURITY/PREP	310,327	325,900	317,400	0	0	0
2	**3329**	**3329 SUBTOTAL for 3329's**	**310,327**	**325,900**	**317,400**	**0**	**0**	**0**
2	3392	3392 3392 SMALL HOSPITAL IMPV PRG	(21,422)	0	0	0	0	0
2	**3392**	**3392 SUBTOTAL for 3392's**	**(21,422)**	**0**	**0**	**0**	**0**	**0**
2	3398	3398 3398 HOSPITAL BIOTERRORISM PREP	1,447,408	1,452,675	1,452,675	0	0	0
2	**3398**	**3398 SUBTOTAL for 3398's**	**1,447,408**	**1,452,675**	**1,452,675**	**0**	**0**	**0**
2	3502	3502 3502 MED RESV SML GRT-NACCHO TRN	288,735	0	0	0	0	0
2	**3502**	**3502 SUBTOTAL for 3502's**	**288,735**	**0**	**0**	**0**	**0**	**0**
2	3511	3160 DIAGNOSTIC X-RAY PRG FDF-ENVIR	10,038	10,600	10,600	0	0	0
2	**3511**	**3511 SUBTOTAL for 3511's**	**10,038**	**10,600**	**10,600**	**0**	**0**	**0**
2	3602	3606 PH CRISIS-COVID 19	2,523	0	0	0	0	0
2	**3602**	**3602 SUBTOTAL for 3602's**	**2,523**	**0**	**0**	**0**	**0**	**0**
2	3616	3210 MAT/CHLD HLTH SVC BLK BRNT FDF	4,208	0	0	0	0	0
2	**3616**	**3616 SUBTOTAL for 3616's**	**4,208**	**0**	**0**	**0**	**0**	**0**
2	3622	3271 KS TTL X-FMLY PLNG SVCS PRG	951	0	0	0	0	0

BOES

406/410 series report

Dept. Name: Bureau of Community Health Systems
Agency Name: Health & Environment--Health
Agency Reporting Level: 21660
Version: 2028-A-02-00264

Date: 09/09/2026
Time: 09:00:21

Division of the Budget
KANSAS

Series	Fund Code	FUND/ACCOUNT TITLE	FY 2026 Actuals	FY 2027 Adjusted Budget Request	FY 2028 Adjusted Budget Request	null	null	null
2	**3622**	**3622 SUBTOTAL for 3622's**	**951**	**0**	**0**	**0**	**0**	**0**
2	3657	3657 3657 DRG ENDANGERD CHLDRN IN KS FND	214,969	0	0	0	0	0
2	**3657**	**3657 SUBTOTAL for 3657's**	**214,969**	**0**	**0**	**0**	**0**	**0**
2	3760	3755 ST LOAN REPAYMENT PRG	469	6,750	6,750	0	0	0
2	**3760**	**3760 SUBTOTAL for 3760's**	**469**	**6,750**	**6,750**	**0**	**0**	**0**
2	3884	3930 STATE INDOOR RADON GRANT FDF	17,119	18,425	18,425	0	0	0
2	**3884**	**3884 SUBTOTAL for 3884's**	**17,119**	**18,425**	**18,425**	**0**	**0**	**0**
2	3926	3926 3926 STRENGTHEN US PUBLIC HEALTH FD	519,218	0	0	0	0	0
2	**3926**	**3926 SUBTOTAL for 3926's**	**519,218**	**0**	**0**	**0**	**0**	**0**
2	7311	7090 GIFTS GRNTS & DNTNS FD-HEALTH	13,200	0	0	0	0	0
2	**7311**	**7311 SUBTOTAL for 7311's**	**13,200**	**0**	**0**	**0**	**0**	**0**
		1782 TOTAL Contractual Services	**5,170,902**	**3,893,952**	**3,817,172**	**0**	**0**	**0**
3	1000	0270 OP EXP-INCLD OFF HOS-HLTH	5,835	3,425	3,425	0	0	0
3	1000	1720 State Trauma Fund	7,181	7,350	1,050	0	0	0
3	**1000**	**1000 SUBTOTAL for 1000's**	**13,016**	**10,775**	**4,475**	**0**	**0**	**0**
3	2131	2130 POWER GENERATING FAC FF	9,186	10,500	10,500	0	0	0
3	**2131**	**2131 SUBTOTAL for 2131's**	**9,186**	**10,500**	**10,500**	**0**	**0**	**0**
3	2325	2325 2325 Right to Know Fee Fund	3,134	0	0	0	0	0
3	**2325**	**2325 SUBTOTAL for 2325's**	**3,134**	**0**	**0**	**0**	**0**	**0**
3	2415	2280 NUCLEAR SFTY EMER PREP SP REV	2,359	2,600	2,600	0	0	0
3	**2415**	**2415 SUBTOTAL for 2415's**	**2,359**	**2,600**	**2,600**	**0**	**0**	**0**
3	2513	2230 TRAUMA FD	4,893	950	950	0	0	0
3	**2513**	**2513 SUBTOTAL for 2513's**	**4,893**	**950**	**950**	**0**	**0**	**0**
3	2531	2530 RADIATION CONTROL OPS FDF	16,897	17,050	17,050	0	0	0
3	**2531**	**2531 SUBTOTAL for 2531's**	**16,897**	**17,050**	**17,050**	**0**	**0**	**0**
3	3031	3640 OFFICE OF RURAL HEALTH FDF	229	430	430	0	0	0
3	**3031**	**3031 SUBTOTAL for 3031's**	**229**	**430**	**430**	**0**	**0**	**0**
3	3069	3070 MIGRANT HEALTH PRG FDF	106,635	44,200	44,200	0	0	0
3	**3069**	**3069 SUBTOTAL for 3069's**	**106,635**	**44,200**	**44,200**	**0**	**0**	**0**
3	3292	3292 3292 EMSC-PARTNERSHIP GRANT	276	400	400	0	0	0
3	**3292**	**3292 SUBTOTAL for 3292's**	**276**	**400**	**400**	**0**	**0**	**0**
3	3293	3293 3293 PRIMARY CARE OFFICES	874	1,000	1,000	0	0	0
3	**3293**	**3293 SUBTOTAL for 3293's**	**874**	**1,000**	**1,000**	**0**	**0**	**0**
3	3298	3298 3298 RURAL HOSPITAL FLEX PRG	193	400	400	0	0	0
3	**3298**	**3298 SUBTOTAL for 3298's**	**193**	**400**	**400**	**0**	**0**	**0**
3	3329	3319 HOMELAND SECURITY/PREP	2,916	3,900	3,900	0	0	0
3	**3329**	**3329 SUBTOTAL for 3329's**	**2,916**	**3,900**	**3,900**	**0**	**0**	**0**
3	3398	3398 3398 HOSPITAL BIOTERRORISM PREP	911	1,300	1,300	0	0	0
3	**3398**	**3398 SUBTOTAL for 3398's**	**911**	**1,300**	**1,300**	**0**	**0**	**0**
3	3502	3502 3502 MED RESV SML GRT-NACCHO TRN	86,918	0	0	0	0	0
3	**3502**	**3502 SUBTOTAL for 3502's**	**86,918**	**0**	**0**	**0**	**0**	**0**
3	3511	3160 DIAGNOSTIC X-RAY PRG FDF-ENVIR	3,802	4,250	4,250	0	0	0
3	**3511**	**3511 SUBTOTAL for 3511's**	**3,802**	**4,250**	**4,250**	**0**	**0**	**0**
3	3657	3657 3657 DRG ENDANGERD CHLDRN IN KS FND	4,303	0	0	0	0	0

BOES

406/410 series report

Dept. Name: Bureau of Community Health Systems
Agency Name: Health & Environment--Health
Agency Reporting Level: 21660
Version: 2028-A-02-00264

Date: 09/09/2026
Time: 09:00:21

Division of the Budget
KANSAS

Series	Fund Code	FUND/ACCOUNT TITLE	FY 2026 Actuals	FY 2027 Adjusted Budget Request	FY 2028 Adjusted Budget Request	null	null	null
3	**3657**	**3657 SUBTOTAL for 3657's**	**4,303**	**0**	**0**	**0**	**0**	**0**
3	3760	3755 ST LOAN REPAYMENT PRG	0	200	200	0	0	0
3	**3760**	**3760 SUBTOTAL for 3760's**	**0**	**200**	**200**	**0**	**0**	**0**
3	3884	3930 STATE INDOOR RADON GRANT FDF	882	1,000	1,000	0	0	0
3	**3884**	**3884 SUBTOTAL for 3884's**	**882**	**1,000**	**1,000**	**0**	**0**	**0**
3	7311	7090 GIFTS GRNTS & DNTNS FD-HEALTH	6,164	0	0	0	0	0
3	**7311**	**7311 SUBTOTAL for 7311's**	**6,164**	**0**	**0**	**0**	**0**	**0**
		1982 TOTAL Commodities	**263,588**	**98,955**	**92,655**	**0**	**0**	**0**
4	1000	0270 OP EXP-INCLD OFF HOS-HLTH	6,094	0	0	0	0	0
4	1000	1720 State Trauma Fund	20,141	0	0	0	0	0
4	**1000**	**1000 SUBTOTAL for 1000's**	**26,235**	**0**	**0**	**0**	**0**	**0**
4	2131	2130 POWER GENERATING FAC FF	2,163	2,500	2,500	0	0	0
4	**2131**	**2131 SUBTOTAL for 2131's**	**2,163**	**2,500**	**2,500**	**0**	**0**	**0**
4	2325	2325 2325 Right to Know Fee Fund	358	0	0	0	0	0
4	**2325**	**2325 SUBTOTAL for 2325's**	**358**	**0**	**0**	**0**	**0**	**0**
4	2513	2230 TRAUMA FD	292	0	0	0	0	0
4	**2513**	**2513 SUBTOTAL for 2513's**	**292**	**0**	**0**	**0**	**0**	**0**
4	2531	2530 RADIATION CONTROL OPS FDF	3,496	3,050	3,050	0	0	0
4	**2531**	**2531 SUBTOTAL for 2531's**	**3,496**	**3,050**	**3,050**	**0**	**0**	**0**
4	3069	3070 MIGRANT HEALTH PRG FDF	2,700	0	0	0	0	0
4	**3069**	**3069 SUBTOTAL for 3069's**	**2,700**	**0**	**0**	**0**	**0**	**0**
4	3292	3292 3292 EMSC-PARTNERSHIP GRANT	184	0	0	0	0	0
4	**3292**	**3292 SUBTOTAL for 3292's**	**184**	**0**	**0**	**0**	**0**	**0**
4	3329	3319 HOMELAND SECURITY/PREP	627	0	0	0	0	0
4	**3329**	**3329 SUBTOTAL for 3329's**	**627**	**0**	**0**	**0**	**0**	**0**
4	3398	3398 3398 HOSPITAL BIOTERRORISM PREP	179	200	200	0	0	0
4	**3398**	**3398 SUBTOTAL for 3398's**	**179**	**200**	**200**	**0**	**0**	**0**
4	3502	3502 3502 MED RESV SML GRT-NACCHO TRN	2,193	0	0	0	0	0
4	**3502**	**3502 SUBTOTAL for 3502's**	**2,193**	**0**	**0**	**0**	**0**	**0**
4	3657	3657 3657 DRG ENDANGERD CHLDRN IN KS FND	3,442	0	0	0	0	0
4	**3657**	**3657 SUBTOTAL for 3657's**	**3,442**	**0**	**0**	**0**	**0**	**0**
		2102 TOTAL Capital Outlay	**41,869**	**5,750**	**5,750**	**0**	**0**	**0**
8	1000	0350 AID TO LOCAL UNITS	5,663,743	0	0	0	0	0
8	1000	0460 AID TO LCL UNITS-PRIM HLTH PRJ	272,260	315,000	315,000	0	0	0
8	**1000**	**1000 SUBTOTAL for 1000's**	**5,936,003**	**315,000**	**315,000**	**0**	**0**	**0**
8	3031	3640 OFFICE OF RURAL HEALTH FDF	29,104	30,000	30,000	0	0	0
8	**3031**	**3031 SUBTOTAL for 3031's**	**29,104**	**30,000**	**30,000**	**0**	**0**	**0**
8	3069	3070 MIGRANT HEALTH PRG FDF	115,000	115,000	115,000	0	0	0
8	**3069**	**3069 SUBTOTAL for 3069's**	**115,000**	**115,000**	**115,000**	**0**	**0**	**0**
8	3293	3293 3293 PRIMARY CARE OFFICES	45,000	45,000	45,000	0	0	0
8	**3293**	**3293 SUBTOTAL for 3293's**	**45,000**	**45,000**	**45,000**	**0**	**0**	**0**
8	3298	3298 3298 RURAL HOSPITAL FLEX PRG	110,000	0	0	0	0	0
8	**3298**	**3298 SUBTOTAL for 3298's**	**110,000**	**0**	**0**	**0**	**0**	**0**
8	3329	3319 HOMELAND SECURITY/PREP	3,440,125	3,441,000	3,441,000	0	0	0

BOHS

406/410 series report

Dept. Name: Bureau of Community Health Systems
Agency Name: Health & Environment--Health
Agency Reporting Level: 21660
Version: 2028-A-02-00264

Date: 09/09/2026
Time: 09:00:21

Division of the Budget
KANSAS

Series	Fund Code	FUND/ACCOUNT TITLE	FY 2026 Actuals	FY 2027 Adjusted Budget Request	FY 2028 Adjusted Budget Request	null	null	null
8	**3329**	**3329 SUBTOTAL for 3329's**	**3,440,125**	**3,441,000**	**3,441,000**	**0**	**0**	**0**
8	3502	3502 3502 MED RESV SML GRT-NACCHO TRN	(5,567)	0	0	0	0	0
8	**3502**	**3502 SUBTOTAL for 3502's**	**(5,567)**	**0**	**0**	**0**	**0**	**0**
8	3756	3536 American Rescue Plan State Relief Fund	620,811	0	0	0	0	0
8	**3756**	**3756 SUBTOTAL for 3756's**	**620,811**	**0**	**0**	**0**	**0**	**0**
8	3760	3755 ST LOAN REPAYMENT PRG	109,500	110,000	110,000	0	0	0
8	**3760**	**3760 SUBTOTAL for 3760's**	**109,500**	**110,000**	**110,000**	**0**	**0**	**0**
8	3926	3926 3926 STRENGTHEN US PUBLIC HEALTH FD	(2,281)	0	0	0	0	0
8	**3926**	**3926 SUBTOTAL for 3926's**	**(2,281)**	**0**	**0**	**0**	**0**	**0**
		2212 TOTAL Aid to Locals	**10,397,695**	**4,056,000**	**4,056,000**	**0**	**0**	**0**
9	1000	0270 OP EXP-INCLD OFF HOS-HLTH	5,000	0	0	0	0	0
9	1000	0460 AID TO LCL UNITS-PRIM HLTH PRJ	18,436,085	21,478,035	18,435,690	0	0	0
9	1000	0630 Family Med Resident Education	1,000,000	0	0	0	0	0
9	1000	1551 Adult Inpatient Behavioral Hlth Srv	9,200,392	9,212,162	0	0	0	0
9	1000	1720 State Trauma Fund	54,001	90,000	90,000	0	0	0
9	**1000**	**1000 SUBTOTAL for 1000's**	**28,695,478**	**30,780,197**	**18,525,690**	**0**	**0**	**0**
9	2183	2160 HLTH & ENVIR TRN FF-HLTH	4,500	4,500	4,500	0	0	0
9	**2183**	**2183 SUBTOTAL for 2183's**	**4,500**	**4,500**	**4,500**	**0**	**0**	**0**
9	3069	3070 MIGRANT HEALTH PRG FDF	22,000	25,000	25,000	0	0	0
9	**3069**	**3069 SUBTOTAL for 3069's**	**22,000**	**25,000**	**25,000**	**0**	**0**	**0**
9	3292	3292 3292 EMSC-PARTNERSHIP GRANT	1,227,281	0	0	0	0	0
9	**3292**	**3292 SUBTOTAL for 3292's**	**1,227,281**	**0**	**0**	**0**	**0**	**0**
9	3298	3298 3298 RURAL HOSPITAL FLEX PRG	1,043,613	800,000	800,000	0	0	0
9	**3298**	**3298 SUBTOTAL for 3298's**	**1,043,613**	**800,000**	**800,000**	**0**	**0**	**0**
9	3329	3319 HOMELAND SECURITY/PREP	45,409	45,500	45,500	0	0	0
9	**3329**	**3329 SUBTOTAL for 3329's**	**45,409**	**45,500**	**45,500**	**0**	**0**	**0**
9	3392	3392 3392 SMALL HOSPITAL IMPV PRG	1,088,649	1,227,281	1,227,281	0	0	0
9	**3392**	**3392 SUBTOTAL for 3392's**	**1,088,649**	**1,227,281**	**1,227,281**	**0**	**0**	**0**
9	3657	3657 3657 DRG ENDANGERD CHLDRN IN KS FND	478,026	0	0	0	0	0
9	**3657**	**3657 SUBTOTAL for 3657's**	**478,026**	**0**	**0**	**0**	**0**	**0**
9	3760	3755 ST LOAN REPAYMENT PRG	145,152	150,000	150,000	0	0	0
9	**3760**	**3760 SUBTOTAL for 3760's**	**145,152**	**150,000**	**150,000**	**0**	**0**	**0**
		2342 TOTAL Other Assistance	**32,750,108**	**33,032,478**	**20,777,971**	**0**	**0**	**0**
92	2131	2130 POWER GENERATING FAC FF	135,025	136,000	136,000	0	0	0
92	**2131**	**2131 SUBTOTAL for 2131's**	**135,025**	**136,000**	**136,000**	**0**	**0**	**0**
92	2325	2325 2325 Right to Know Fee Fund	91,755	0	0	0	0	0
92	**2325**	**2325 SUBTOTAL for 2325's**	**91,755**	**0**	**0**	**0**	**0**	**0**
92	2415	2280 NUCLEAR SFTY EMER PREP SP REV	94,711	95,000	95,000	0	0	0
92	**2415**	**2415 SUBTOTAL for 2415's**	**94,711**	**95,000**	**95,000**	**0**	**0**	**0**
92	2513	2230 TRAUMA FD	93,695	94,000	94,000	0	0	0
92	**2513**	**2513 SUBTOTAL for 2513's**	**93,695**	**94,000**	**94,000**	**0**	**0**	**0**
92	2531	2530 RADIATION CONTROL OPS FDF	330,329	330,350	330,350	0	0	0
92	**2531**	**2531 SUBTOTAL for 2531's**	**330,329**	**330,350**	**330,350**	**0**	**0**	**0**
92	3031	3640 OFFICE OF RURAL HEALTH FDF	17,453	17,500	17,500	0	0	0

BCHS

406/410 series report

Dept. Name: Bureau of Community Health Systems
Agency Name: Health & Environment--Health
Agency Reporting Level: 21660
Version: 2028-A-02-00264

Date: 09/09/2026
Time: 09:00:21

Division of the Budget
KANSAS

Series	Fund Code	FUND/ACCOUNT TITLE	FY 2026 Actuals	FY 2027 Adjusted Budget Request	FY 2028 Adjusted Budget Request	null	null	null
92	**3031**	**3031 SUBTOTAL for 3031's**	**17,453**	**17,500**	**17,500**	**0**	**0**	**0**
92	3069	3070 MIGRANT HEALTH PRG FDF	153,110	242,000	242,000	0	0	0
92	**3069**	**3069 SUBTOTAL for 3069's**	**153,110**	**242,000**	**242,000**	**0**	**0**	**0**
92	3292	3292 3292 EMSC-PARTNERSHIP GRANT	9,557	10,000	10,000	0	0	0
92	**3292**	**3292 SUBTOTAL for 3292's**	**9,557**	**10,000**	**10,000**	**0**	**0**	**0**
92	3293	3293 3293 PRIMARY CARE OFFICES	14,750	25,000	25,000	0	0	0
92	**3293**	**3293 SUBTOTAL for 3293's**	**14,750**	**25,000**	**25,000**	**0**	**0**	**0**
92	3298	3298 3298 RURAL HOSPITAL FLEX PRG	33,100	0	0	0	0	0
92	**3298**	**3298 SUBTOTAL for 3298's**	**33,100**	**0**	**0**	**0**	**0**	**0**
92	3329	3319 HOMELAND SECURITY/PREP	122,446	165,000	165,000	0	0	0
92	**3329**	**3329 SUBTOTAL for 3329's**	**122,446**	**165,000**	**165,000**	**0**	**0**	**0**
92	3392	3392 3392 SMALL HOSPITAL IMPV PRG	9,926	17,000	17,000	0	0	0
92	**3392**	**3392 SUBTOTAL for 3392's**	**9,926**	**17,000**	**17,000**	**0**	**0**	**0**
92	3398	3398 3398 HOSPITAL BIOTERRORISM PREP	65,125	85,000	85,000	0	0	0
92	**3398**	**3398 SUBTOTAL for 3398's**	**65,125**	**85,000**	**85,000**	**0**	**0**	**0**
92	3502	3502 3502 MED RESV SML GRT-NACCHO TRN	0	86,000	0	0	0	0
92	**3502**	**3502 SUBTOTAL for 3502's**	**0**	**86,000**	**0**	**0**	**0**	**0**
92	3511	3160 DIAGNOSTIC X-RAY PRG FDF-ENVIR	0	30,000	30,000	0	0	0
92	**3511**	**3511 SUBTOTAL for 3511's**	**0**	**30,000**	**30,000**	**0**	**0**	**0**
92	3602	3606 PH CRISIS-COVID 19	384,407	126,080	0	0	0	0
92	**3602**	**3602 SUBTOTAL for 3602's**	**384,407**	**126,080**	**0**	**0**	**0**	**0**
92	3760	3755 ST LOAN REPAYMENT PRG	0	24,745	24,745	0	0	0
92	**3760**	**3760 SUBTOTAL for 3760's**	**0**	**24,745**	**24,745**	**0**	**0**	**0**
92	3884	3930 STATE INDOOR RADON GRANT FDF	145,991	146,000	146,000	0	0	0
92	**3884**	**3884 SUBTOTAL for 3884's**	**145,991**	**146,000**	**146,000**	**0**	**0**	**0**
		2522 TOTAL Non-Expense Items	**1,701,380**	**1,629,675**	**1,417,595**	**0**	**0**	**0**
		2522 TOTAL All Funds	**55,733,331**	**47,585,184**	**35,299,642**	**0**	**0**	**0**

BOTS

406/410 series report

Dept. Name: Bureau of Community Health Systems
Agency Name: Health & Environment--Health
Agency Reporting Level: 21660
Version: 2028-A-02-00264

Date: 09/09/2026
Time: 09:00:21

Division of the Budget
KANSAS

Fund Code	FUND/ACCOUNT TITLE	FY 2026 Actuals	FY 2027 Adjusted Budget Request	FY 2028 Adjusted Budget Request	null	null	null
0270	OP EXP-INCLD OFF HOS-HLTH	319,783	274,501	284,308	0	0	0
0350	AID TO LOCAL UNITS	5,663,743	0	0	0	0	0
0460	AID TO LCL UNITS-PRIM HLTH PRJ	18,708,345	21,793,035	18,750,690	0	0	0
0630	Family Med Resident Education	1,000,000	0	0	0	0	0
1551	Adult Inpatient Behavioral Hlth Srv	9,200,392	9,212,162	0	0	0	0
1720	State Trauma Fund	313,991	362,693	300,000	0	0	0
1000	**SUBTOTAL STATE GENERAL FUND**	**35,206,254**	**31,642,391**	**19,334,998**	**0**	**0**	**0**
2130	POWER GENERATING FAC FF	287,328	292,779	298,320	0	0	0
2131	**SUBTOTAL POWER GENERATING FAC FF**	**287,328**	**292,779**	**298,320**	**0**	**0**	**0**
2160	HLTH & ENVIR TRN FF-HLTH	8,004	8,250	8,250	0	0	0
2183	**SUBTOTAL HLTH & ENVIR TRN FF-HLTH**	**8,004**	**8,250**	**8,250**	**0**	**0**	**0**
2325	Right to Know Fee Fund	342,327	0	0	0	0	0
2325	**SUBTOTAL Right to Know Fee Fund**	**342,327**	**0**	**0**	**0**	**0**	**0**
2280	NUCLEAR SFTY EMER PREP SP REV	428,276	489,141	507,533	0	0	0
2415	**SUBTOTAL NUCLEAR SFTY EMER PREPAR SPRVF**	**428,276**	**489,141**	**507,533**	**0**	**0**	**0**
2230	TRAUMA FD	421,850	391,112	404,978	0	0	0
2513	**SUBTOTAL TRAUMA FD**	**421,850**	**391,112**	**404,978**	**0**	**0**	**0**
2530	RADIATION CONTROL OPS FDF	1,644,984	1,747,828	1,809,235	0	0	0
2531	**SUBTOTAL RADIATION CONTROL OP FF**	**1,644,984**	**1,747,828**	**1,809,235**	**0**	**0**	**0**
3640	OFFICE OF RURAL HEALTH FDF	143,389	165,980	171,472	0	0	0
3031	**SUBTOTAL 93.913-RURAL HEALTH OFFICE OPS**	**143,389**	**165,980**	**171,472**	**0**	**0**	**0**
3069	HLTH CNTRS COVID-19	1,833	0	0	0	0	0
3070	MIGRANT HEALTH PRG FDF	2,398,656	2,312,172	2,351,224	0	0	0
3069	**SUBTOTAL CONSOLIDATED HLTH CTRS**	**2,400,489**	**2,312,172**	**2,351,224**	**0**	**0**	**0**
3092	INTOXILYZER REPLACEMENT	106,968	150,000	150,000	0	0	0
3092	**SUBTOTAL INTOXILYZER REPLACEMENT**	**106,968**	**150,000**	**150,000**	**0**	**0**	**0**
3292	EMSC-PARTNERSHIP GRANT	1,279,214	101,779	106,289	0	0	0
3292	**SUBTOTAL EMER MED SVC- CHLDRN**	**1,279,214**	**101,779**	**106,289**	**0**	**0**	**0**
3293	PRIMARY CARE OFFICES	155,736	182,000	183,447	0	0	0
3293	**SUBTOTAL COOR/DEV PRMY CR OFC-CO**	**155,736**	**182,000**	**183,447**	**0**	**0**	**0**
3298	RURAL HOSPITAL FLEX PRG	1,497,061	1,140,720	1,151,046	0	0	0
3298	**SUBTOTAL ST RURAL HOSP FLEX PRG**	**1,497,061**	**1,140,720**	**1,151,046**	**0**	**0**	**0**

BCHS

406/410 series report

Dept. Name: Bureau of Community Health Systems
Agency Name: Health & Environment--Health
Agency Reporting Level: 21660
Version: 2028-A-02-00264

Date: 09/09/2026
Time: 09:00:21

Division of the Budget
KANSAS

Fund Code	FUND/ACCOUNT TITLE	FY 2026 Actuals	FY 2027 Adjusted Budget Request	FY 2028 Adjusted Budget Request	null	null	null
3319	HOMELAND SECURITY/PREP	4,691,993	4,762,673	4,798,399	0	0	0
3329	**SUBTOTAL PUB HLTH EMER PREP**	**4,691,993**	**4,762,673**	**4,798,399**	**0**	**0**	**0**
3392	SMALL HOSPITAL IMPV PRG	1,136,118	1,331,308	1,336,064	0	0	0
3392	**SUBTOTAL SML RURAL HOSP IMPV GRT**	**1,136,118**	**1,331,308**	**1,336,064**	**0**	**0**	**0**
3398	HOSPITAL BIOTERRORISM PREP	1,792,674	1,941,911	1,964,400	0	0	0
3398	**SUBTOTAL 93.889-NATL BIOTRSM HOSP PREP**	**1,792,674**	**1,941,911**	**1,964,400**	**0**	**0**	**0**
3502	MED RESV SML GRT-NACCHO TRN	441,249	86,000	0	0	0	0
3502	**SUBTOTAL 93.008-MED RESV SMALL GRT PRG**	**441,249**	**86,000**	**0**	**0**	**0**	**0**
3160	DIAGNOSTIC X-RAY PRG FDF-ENVIR	186,772	220,653	230,013	0	0	0
3511	**SUBTOTAL 99.008-MAMGRPHY QLTY STNDR ACT**	**186,772**	**220,653**	**230,013**	**0**	**0**	**0**
3606	PH CRISIS-COVID 19	386,930	126,080	0	0	0	0
3602	**SUBTOTAL Public Hlth Crisis Rspnse Fund**	**386,930**	**126,080**	**0**	**0**	**0**	**0**
3210	MAT/CHLD HLTH SVC BLK BRNT FDF	60,744	0	0	0	0	0
3616	**SUBTOTAL 93.994-MATRNL/CHLD HLTH SVC**	**60,744**	**0**	**0**	**0**	**0**	**0**
3271	KS TTL X-FMLY PLNG SVCS PRG	951	0	0	0	0	0
3622	**SUBTOTAL 93.217-FAMILY PLANNING SVC**	**951**	**0**	**0**	**0**	**0**	**0**
3657	DRG ENDANGERD CHLDRN IN KS FND	761,200	0	0	0	0	0
3657	**SUBTOTAL DRG ENDANGERD CHLDRN IN KS FND**	**761,200**	**0**	**0**	**0**	**0**	**0**
3536	American Rescue Plan State Relief Fund	620,811	0	0	0	0	0
3756	**SUBTOTAL American Rescue Plan State Relief Fund**	**620,811**	**0**	**0**	**0**	**0**	**0**
3755	ST LOAN REPAYMENT PRG	263,517	291,695	291,695	0	0	0
3760	**SUBTOTAL LN REPYMT PRG ST GRTS**	**263,517**	**291,695**	**291,695**	**0**	**0**	**0**
3930	STATE INDOOR RADON GRANT FDF	176,422	178,070	178,752	0	0	0
3884	**SUBTOTAL 66.032-ST INDOOR RADON GRTS**	**176,422**	**178,070**	**178,752**	**0**	**0**	**0**
3926	STRENGTHEN US PUBLIC HEALTH FD	1,272,706	0	0	0	0	0
3926	**SUBTOTAL STRENGTHEN US PUBLIC HEALTH FD**	**1,272,706**	**0**	**0**	**0**	**0**	**0**
3939	Rural Hlth Transfrm FD	0	22,642	23,527	0	0	0
3939	**SUBTOTAL Rural Hlth Transfrm FD**	**0**	**22,642**	**23,527**	**0**	**0**	**0**

BCFS

406/410 series report

Dept. Name: Bureau of Community Health Systems
Agency Name: Health & Environment--Health
Agency Reporting Level: 21660
Version: 2028-A-02-00264

Date: 09/09/2026
Time: 09:00:21

Division of the Budget
KANSAS

Fund Code	FUND/ACCOUNT TITLE	FY 2026 Actuals	FY 2027 Adjusted Budget Request	FY 2028 Adjusted Budget Request	null	null	null
7090	GIFTS GRNTS & DNTNS FD-HEALTH	19,364	0	0	0	0	0
7311	**SUBTOTAL GIFTS GRNTS & DNTNS FD-HEALTH**	**19,364**	**0**	**0**	**0**	**0**	**0**
3108	**TOTAL MEANS OF FUNDING**	**55,733,331**	**47,585,184**	**35,299,642**	**0**	**0**	**0**

BCHS

406/410 series report

Dept. Name: ARPA Project-Rural Hospital Innovation Grants
Agency Name: Health & Environment--Health
Agency Reporting Level: A0011
Version: 2028-A-02-00264

Date: 09/02/2026
Time: 13:48:48

Division of the Budget
KANSAS

Obj. Code	OBJECTS OF EXPENDITURE	FY 2026 Actuals	FY 2027 Adjusted Budget Request	FY 2028 Adjusted Budget Request	null	null	null
	SUBTOTAL State Operations	**0**	**0**	**0**	**0**	**0**	**0**
55000	Federal Aid Payments	(620,811)	0	0	0	0	0
	TOTAL Aid to Local Governments	**(620,811)**	**0**	**0**	**0**	**0**	**0**
	TOTAL REPORTABLE EXPENDITURES	**(620,811)**	**0**	**0**	**0**	**0**	**0**
	TOTAL EXPENDITURES	**(620,811)**	**0**	**0**	**0**	**0**	**0**

A0011

406/410 series report

Dept. Name: ARPA Project-Rural Hospital Innovation Grants
Agency Name: Health & Environment--Health
Agency Reporting Level: A0011
Version: 2028-A-02-00264

Date: 09/02/2026
Time: 13:48:48

Division of the Budget
KANSAS

Series	Fund Code	FUND/ACCOUNT TITLE	FY 2026 Actuals	FY 2027 Adjusted Budget Request	FY 2028 Adjusted Budget Request	null	null	null
8	3756	3536 American Rescue Plan State Relief Fund	(620,811)	0	0	0	0	0
8	**3756**	**3756 SUBTOTAL for 3756's**	**(620,811)**	**0**	**0**	**0**	**0**	**0**
		22 TOTAL Aid to Locals	**(620,811)**	**0**	**0**	**0**	**0**	**0**
		22 TOTAL All Funds	**(620,811)**	**0**	**0**	**0**	**0**	**0**

A0011

406/410 series report

Dept. Name: ARPA Project-Rural Hospital Innovation Grants
Agency Name: Health & Environment--Health
Agency Reporting Level: A0011
Version: 2028-A-02-00264

Date: 09/02/2026
Time: 13:48:48

Division of the Budget
KANSAS

Fund Code	FUND/ACCOUNT TITLE	FY 2026 Actuals	FY 2027 Adjusted Budget Request	FY 2028 Adjusted Budget Request	null	null	null
3536	American Rescue Plan State Relief Fund	(620,811)	0	0	0	0	0
3756	**SUBTOTAL American Rescue Plan State Relief Fund**	**(620,811)**	**0**	**0**	**0**	**0**	**0**
	38 TOTAL MEANS OF FUNDING	**(620,811)**	**0**	**0**	**0**	**0**	**0**

A0011

Narrative Information—DA 400

Division of the Budget | Agency: Department of Health and Environment

State of Kansas | Program: Bureau of Oral Health 67000

Overview of Program

Mission: To improve the oral health status of all Kansans through the following:

- Development of Evidence-based Oral Health Policy
- Oral Health Data Collection and Dissemination
- Programming Dedicated to Dental Disease Prevention
- Statewide Oral Health Education with an emphasis on improving overall health literacy
- Support of School-Based Oral Health Outreach programs
- Leadership and advocacy for transformative integrated health care practice models that emphasize the integration of medical, dental, and mental health services
- Collaborative efforts to address health disparities and address the needs of marginalized communities throughout the state

Funding to support programs and activities is derived through State General funds and Federal Centers for Disease Control.

State General Funds and matching Medicaid funds support the state dental director position, while the CDC Cooperative Agreement supports the full time Children's Program Manager and various contract positions.

The Bureau of Oral Health's initiatives look to expand oral health awareness and promote medical, dental, and mental health integration practice models, in addition to supporting programs centered around school-based and community-based oral health services. To advance oral health access to quality, whole-person care at a systemic level, it's imperative that practical care transformation concepts such as integrated health practices and use of technology options are utilized to their full potential. The Bureau of Oral Health wants to continue the work of formulating and utilizing a formal process that ensures ongoing community input and involvement for medical/dental/mental health integration measures by collaborating with community partners to expand access to services and use innovative workforce models to promote oral health access and identifying innovative and cost-effective oral health care solutions within all areas of health care.

Funds support the Kansas School Screening Program that oversees dental screenings in Kansas schools and during the 2025-2026 school year, over 175,000 children received this free service. The Kansas School Sealant Program is another school-based service managed by the Bureau of Oral Health that collaborates with numerous partners statewide to provide a variety of school-based dental services such as screenings, sealants, fluoride varnish and dental cleanings in over 700 schools with children at high risk of dental decay.

BOH updates and implements goals and objectives as outlined in the State's Oral Health Plan which focuses on the improvement of oral health for all Kansans.

BOH also conducts oral health surveillance and monitors Kansas' oral health workforce. The Bureau contributes Kansas data to the National Oral Health Surveillance System, Association of State and Territorial Directors annual state synopsis and the CDC's Water Fluoridation Reporting System (WFRS). More information and all research documents and data are available on the BOH website: http://www.kdheks.gov/ohi.

FY 2026 Achievements:

1. During the 2025-2026 School Year the Bureau of Oral Health School Screening Program provided guidance, support and screening supplies to collaborating partners to facilitate Oral health screenings throughout the state in grades K-12. Data was received on 175,319 children who were screened, as per K.S.A. 72-6251, which reflects 38.2% of all children enrolled in Kansas schools.

2. During 2025-2026 School Year the Bureau of Oral Health School Sealant Program served 11,254 children in 308 schools throughout all seven regions of the state by providing prophylactic services that included: placing dental sealants on a total of 13,259 teeth and providing 13,130 fluoride varnish applications. Additional services provided during these visits also included dental cleanings and oral health education, when applicable. This program targets low-income children with Medicaid or no dental insurance. Services were targeted at participating schools where 50% or greater of the students were enrolled in the Free and Reduced Lunch program in both urban and rural areas of the state.

3. The Bureau of Oral Health continued to collaborate with national and state health organizations to provide timely and consistent best practices guidelines to dental providers and dental practices. These guidelines were provided via digital and social media platforms to dental providers and both public and private dental practices, to ensure safe, quality, essential oral health services to residents while maintaining a healthy workforce.

4. Community and stakeholder communications included medical-dental integration data briefs, updating the KDHE BOH website and community-focused Oral Health education activities/presentations.

5. Implementation of on-going goals and objectives of the State's current 5-year Oral Health Plan.

6. Being granted Year 2 funding through the CDC three-year grant for State Promotion of Strategies to Advance Oral Health (RFA-DP24-0048).

7. Provision of a state-wide, in-person, community health center dental director training in partnership with Community Care Networks of Kansas to enhance school-based oral health services and Infection Control & Prevention education in FQHCs was completed in April 2026.

8. Continuation of WIC oral health education program currently in over 100 offices state-wide that provides oral hygiene products and patient-focused oral health education materials with the potential to reach over 20,000 families.

Objective #1:

Improve Oral Health Outcomes for Underserved Populations, particularly Medicaid Populations and Children at Risk for Dental Disease.

Strategies: Support dental partner providers through technical assistance, funding and data to inform highest need.

OUTCOME MEASURES

	Actual 2024	Actual 2025	Actual 2026	Estimated 2027	Estimated 2028
Decrease % of Kansas Children with Untreated Dental Decay	1.57	-1.9	0.6	0.5	0.5
Increase % of Kansas 3rd Graders with Sealants Placed	0.39	-1.4	1.6	0.5	0.5
# of Kansas Schools that have a Sealant Program funded by BOH	360*	376	308	400	400

*Actual values affected by CDC-SEALS data platform down for maintenance for six months during 2023-2024 school year

Objective #2:

Collect and Disseminate Kansas Specific Oral Health Data and Provide Oral Health Education to Health Professionals and the General Public.

Strategies: Expand school screening program through funding and training support, education, and promotion to school partners. Fund analysis and dissemination of BRFSS questions annually.

OUTCOME MEASURES

	Actual 2024	Actual 2025	Actual 2026	Estimated 2027	Estimated 2028
Kansas Children Screened for Dental Disease through a State Uniform School Screening Process	217,012	196,370	175,319	200,000	205,000
Risk Factor Surveillance System Oral Health Questions	6	3	3	3	3
Publicly Released Reports, Presentations, Dental Education Events (In-Person, Online and Webinars) Produced by BOH	10	12	10	12	12

EXPENDITURE JUSTIFICATION

Account Code 51000: Salaries and Wages

Summary: The Bureau of Oral Health requests funding for 2.00 FTE.

FY27: Salaries and wages, including approved salary increases, are calculated in accordance with Division of Budget guidelines and cost indices and include longevity bonuses.

FY28: Staffing continues at the same level as FY27. Salaries and wages are calculated in accordance with Division of Budget guidelines and cost indices and include longevity bonuses.

Account Code 52000 – 52900: Contractual Services

Summary: This request provides for the operational costs for the work activities of existing staff, including communication and travel costs.

Account Code 53000 – 53900: Commodities

Summary: This request provides for office and professional supplies.

Account Code 54000: Capital Outlay

Summary: This request provides for books and library materials.

Account Code 55000: Aid to Local

Summary: This request provides for funds to be used to assist needy Kansas with disabilities or who are aged or medically fragile obtain dental services donated by Dentists and Dental Laboratories in Kansas.

Account Code 5550: Other Assistance

Summary: This request provides for funds to be distributed to eligible agencies (e.g. Oral Health Kansas, Community Care Network of Kansas and safety net clinics) to provide support for project infrastructure and to implement oral health programming. These funds are also used to assist dental outreach programs to maintain and grow community programs in schools, by focusing on the high-risk population, identifying their dental needs, and providing them with preventive public health interventions to those with access to care issues.

406/410 series report

Dept. Name: Bureau of Oral Health
Agency Name: Health & Environment--Health
Agency Reporting Level: 21670
Version: 2028-A-02-00264

Date: 09/02/2026
Time: 13:39:00

Division of the Budget
KANSAS

Obj. Code	OBJECTS OF EXPENDITURE	FY 2026 Actuals	FY 2027 Adjusted Budget Request	FY 2028 Adjusted Budget Request	null	null	null
	Salaries and Wages	312,910	316,690	331,551	0	0	0
	TOTAL Salaries and Wages	**312,910**	**316,690**	**331,551**	**0**	**0**	**0**
52000	Communication	6,083	6,330	6,330	0	0	0
52300	Rents	2,125	2,400	2,400	0	0	0
52500	Travel and Subsistence	891	2,150	2,150	0	0	0
52510	InState Travel and Subsistence	381	430	430	0	0	0
52520	Out of State Travel and Subsis	1,146	1,200	1,200	0	0	0
52600	Fees-other Services	1,652	2,500	2,500	0	0	0
52900	Other Contractual Services	1,127	2,200	2,200	0	0	0
	TOTAL Contractual Services	**13,405**	**17,210**	**17,210**	**0**	**0**	**0**
53400	Maint Constr Material Supply	37	400	400	0	0	0
53500	Vehicle Part Supply Accessory	295	400	400	0	0	0
53600	Pro Science Supply Material	21,449	15,000	15,000	0	0	0
53700	Office and Data Supplies	94	100	100	0	0	0
	TOTAL Commodities	**21,875**	**15,900**	**15,900**	**0**	**0**	**0**
	TOTAL Capital Outlay	**129**	**100**	**100**	**0**	**0**	**0**
	SUBTOTAL State Operations	**348,319**	**349,900**	**364,761**	**0**	**0**	**0**
55000	Federal Aid Payments	94,900	95,000	95,000	0	0	0
55100	State Aid Payments	774,700	654,893	654,892	0	0	0
	TOTAL Aid to Local Governments	**869,600**	**749,893**	**749,892**	**0**	**0**	**0**
55200	Claims	37,000	155,494	157,104	0	0	0
	TOTAL Other Assistance	**37,000**	**155,494**	**157,104**	**0**	**0**	**0**
	TOTAL REPORTABLE EXPENDITURES	**1,254,919**	**1,255,287**	**1,271,757**	**0**	**0**	**0**
77300	Transfers	18,142	30,000	30,000	0	0	0
	TOTAL Non-Expense Items	**18,142**	**30,000**	**30,000**	**0**	**0**	**0**
	TOTAL EXPENDITURES	**1,273,061**	**1,285,287**	**1,301,757**	**0**	**0**	**0**

BOE

406/410 series report

Dept. Name: Bureau of Oral Health
Agency Name: Health & Environment--Health
Agency Reporting Level: 21670
Version: 2028-A-02-00264

Date: 09/02/2026
Time: 13:39:00

Division of the Budget
KANSAS

Series	Fund Code	FUND/ACCOUNT TITLE	FY 2026 Actuals	FY 2027 Adjusted Budget Request	FY 2028 Adjusted Budget Request	null	null	null
1	1000	0270 OP EXP-INCLD OFF HOS-HLTH	125,127	232,281	243,349	0	0	0
1	**1000**	**1000 SUBTOTAL for 1000's**	**125,127**	**232,281**	**243,349**	**0**	**0**	**0**
1	3414	0441 MED ASST FDF-MED ADMIN	87,687	84,409	88,202	0	0	0
1	**3414**	**3414 SUBTOTAL for 3414's**	**87,687**	**84,409**	**88,202**	**0**	**0**	**0**
1	3921	3921 3921 KS ACT IMP ORALHLTH OUTCOME FD	100,096	0	0	0	0	0
1	**3921**	**3921 SUBTOTAL for 3921's**	**100,096**	**0**	**0**	**0**	**0**	**0**
		1212 TOTAL Salaries and Wages	**312,910**	**316,690**	**331,551**	**0**	**0**	**0**
2	1000	0270 OP EXP-INCLD OFF HOS-HLTH	3,157	3,580	3,580	0	0	0
2	**1000**	**1000 SUBTOTAL for 1000's**	**3,157**	**3,580**	**3,580**	**0**	**0**	**0**
2	3921	3921 3921 KS ACT IMP ORALHLTH OUTCOME FD	10,165	13,540	13,540	0	0	0
2	**3921**	**3921 SUBTOTAL for 3921's**	**10,165**	**13,540**	**13,540**	**0**	**0**	**0**
2	7311	7090 GIFTS GRNTS & DNTNS FD-HEALTH	83	90	90	0	0	0
2	**7311**	**7311 SUBTOTAL for 7311's**	**83**	**90**	**90**	**0**	**0**	**0**
		1242 TOTAL Contractual Services	**13,405**	**17,210**	**17,210**	**0**	**0**	**0**
3	1000	0270 OP EXP-INCLD OFF HOS-HLTH	861	5,100	5,100	0	0	0
3	**1000**	**1000 SUBTOTAL for 1000's**	**861**	**5,100**	**5,100**	**0**	**0**	**0**
3	3921	3921 3921 KS ACT IMP ORALHLTH OUTCOME FD	21,014	10,800	10,800	0	0	0
3	**3921**	**3921 SUBTOTAL for 3921's**	**21,014**	**10,800**	**10,800**	**0**	**0**	**0**
		1262 TOTAL Commodities	**21,875**	**15,900**	**15,900**	**0**	**0**	**0**
4	1000	0270 OP EXP-INCLD OFF HOS-HLTH	129	100	100	0	0	0
4	**1000**	**1000 SUBTOTAL for 1000's**	**129**	**100**	**100**	**0**	**0**	**0**
		1272 TOTAL Capital Outlay	**129**	**100**	**100**	**0**	**0**	**0**
8	1000	0270 OP EXP-INCLD OFF HOS-HLTH	774,700	654,893	654,892	0	0	0
8	**1000**	**1000 SUBTOTAL for 1000's**	**774,700**	**654,893**	**654,892**	**0**	**0**	**0**
8	3921	3921 3921 KS ACT IMP ORALHLTH OUTCOME FD	94,900	95,000	95,000	0	0	0
8	**3921**	**3921 SUBTOTAL for 3921's**	**94,900**	**95,000**	**95,000**	**0**	**0**	**0**
		1292 TOTAL Aid to Locals	**869,600**	**749,893**	**749,892**	**0**	**0**	**0**
9	1000	0270 OP EXP-INCLD OFF HOS-HLTH	22,000	135,494	137,104	0	0	0
9	**1000**	**1000 SUBTOTAL for 1000's**	**22,000**	**135,494**	**137,104**	**0**	**0**	**0**
9	3921	3921 3921 KS ACT IMP ORALHLTH OUTCOME FD	15,000	20,000	20,000	0	0	0
9	**3921**	**3921 SUBTOTAL for 3921's**	**15,000**	**20,000**	**20,000**	**0**	**0**	**0**
		1312 TOTAL Other Assistance	**37,000**	**155,494**	**157,104**	**0**	**0**	**0**
92	3921	3921 3921 KS ACT IMP ORALHLTH OUTCOME FD	18,142	30,000	30,000	0	0	0
92	**3921**	**3921 SUBTOTAL for 3921's**	**18,142**	**30,000**	**30,000**	**0**	**0**	**0**
		1322 TOTAL Non-Expense Items	**18,142**	**30,000**	**30,000**	**0**	**0**	**0**
		1322 TOTAL All Funds	**1,273,061**	**1,285,287**	**1,301,757**	**0**	**0**	**0**

BOF

406/410 series report

Dept. Name: Bureau of Oral Health
Agency Name: Health & Environment--Health
Agency Reporting Level: 21670
Version: 2028-A-02-00264

Date: 09/02/2026
Time: 13:39:00

Division of the Budget
KANSAS

Fund Code	FUND/ACCOUNT TITLE	FY 2026 Actuals	FY 2027 Adjusted Budget Request	FY 2028 Adjusted Budget Request	null	null	null
0270	OP EXP-INCLD OFF HOS-HLTH	925,974	1,031,448	1,044,125	0	0	0
1000	**SUBTOTAL STATE GENERAL FUND**	**925,974**	**1,031,448**	**1,044,125**	**0**	**0**	**0**
0441	MED ASST FDF-MED ADMIN	87,687	84,409	88,202	0	0	0
3414	**SUBTOTAL 93.778-MEDICAL ASSISTANCE PRG**	**87,687**	**84,409**	**88,202**	**0**	**0**	**0**
3921	KS ACT IMP ORALHLTH OUTCOME FD	259,317	169,340	169,340	0	0	0
3921	**SUBTOTAL KS ACT IMP ORALHLTH OUTCOME FD**	**259,317**	**169,340**	**169,340**	**0**	**0**	**0**
7090	GIFTS GRNTS & DNTNS FD-HEALTH	83	90	90	0	0	0
7311	**SUBTOTAL GIFTS GRNTS & DNTNS FD-HEALTH**	**83**	**90**	**90**	**0**	**0**	**0**
	1406 TOTAL MEANS OF FUNDING	**1,273,061**	**1,285,287**	**1,301,757**	**0**	**0**	**0**

BOH

Narrative Information—DA 400

Division of the Budget | Agency: Department of Health and Environment

State of Kansas | Program: Bureau of Epidemiology and Public Health Informatics 68000

Overview of Program

Mission: Protecting Kansans from public health hazards and identity theft through decision support, health condition surveillance, establishing identity and preventing fraud and collecting, analyzing and disseminating public health data.

The Bureau of Epidemiology and Public Health Informatics (BEPHI) is responsible for collecting, analyzing, and interpreting data that provide information on a variety of conditions of public health importance and on the health status of the population. In partnership with local health departments (LHDs) and other state and federal agencies, the Bureau conducts timely investigations of health problems and environmental public health hazards and works to contain and mitigate these problems and hazards. Bureau staff provide expertise and technical assistance on a wide variety of health issues, particularly regarding vital statistics and healthcare data, community health assessment, and epidemiology and surveillance related to infectious and zoonotic diseases, environmental health, maternal and child health, trauma and injury, chronic disease, and other public health hazards.

Programs include:

Infectious Disease Epidemiology and Response Section -1) provides technical support to local health departments, health care providers, laboratories, schools, and other population health partners regarding infectious disease, 2) conducts investigations of outbreaks of infectious, zoonotic, and other diseases, in partnership with local health departments and other stakeholders, 3) develops and implements epidemiologic projects, evaluations, and assessments designed to improve program planning and administration, 4) provides education and training to population health partners regarding surveillance and epidemiology of infectious disease and prevention and control measures and, 5) maintains the 24/7 KDHE Epidemiology Hotline to address urgent public health issues.

Healthcare-Associated Infections and Antimicrobial Resistance (HAI/AR) Section coordinates statewide HAI/AR prevention, surveillance, and response efforts across the continuum of care (including but not limited to acute care hospitals, nursing homes, and outpatient clinics). Other activities include antimicrobial stewardship such as providing education on antibiotic prescribing best practices. The team has fostered key relationships with the healthcare community and routinely provides consultative services and education on issues pertaining to infection prevention and control. Staff co-lead the KS HAI/AR Advisory Group which meets to discuss and coordinate statewide antimicrobial stewardship and healthcare-associated infections prevention activities.

Environmental Health Epidemiology and Surveillance Section provides epidemiological support and scientific expertise to the Division of Environment. This section also includes the Kansas Environmental Public Health Tracking Program which provides epidemiological support to environmental health programs such as the Radiation Control Program, Preparedness Program, Bureau of Air and the Bureau of Water. The Tracking

program is also responsible for surveillance and investigation of carbon monoxide poisoning cases, non-infectious disease cluster investigations, and assessment of health impacts from significant environmental events. The section includes funding to support environmental health capacity for tick-borne disease surveillance. This section also includes the Lead Poisoning Prevention Program which conducts blood lead surveillance and the Environmental Health Regional Medical Investigator Program which helps support local health departments conducting lead poisoning investigations. This section includes the Lead Testing and Reduction in Schools and Childcares Program which provides funding to support lead testing and lead remediation efforts for schools and childcare facilities in Kansas.

Maternal and Child Health/Chronic Disease/Behavioral Risk Factor Surveillance System Epidemiology Section provides epidemiological support to several programs within the Bureau of Health Promotion (BHP), including the Tobacco Use Prevention, Physical Activity and Nutrition, Community Health Workers, Cancer, Heart Disease, Stroke, and Diabetes programs, as well as the Behavioral Risk Factor Surveillance System (BRFSS) and Youth Risk Behavior Survey (YRBS). These programs are managed by BHP subsections: Health Integration Program, Community Health Promotion, Comprehensive Cancer Control & Prevention, and Population Health Strategies. Most subsections have a designated epidemiologist providing epidemiologic and program evaluation support services, for a total of four epidemiologists supporting BHP. This section also includes three epidemiologists supporting the Bureau of Family Health (BFH) in their work promoting and improving the health and well-being of women, children, and families by applying sound epidemiologic research and scientific information to maternal and child health programs, including epidemiological support for the Birth Defects Information System. Additionally, this section provides epidemiological support for the Pregnancy Risk Assessment Monitoring System (PRAMS) for Kansas with one designated PRAMS epidemiologist.

Trauma, Injury, and Overdose Epidemiology Section provides epidemiologic and evaluation support, as well as scientific expertise to several programs within KDHE. These include the Kansas Trauma Program within the Bureau of Community Health Systems (BCHS), as well as the Injury and Violence Prevention Programs (IVPP) Section and the Substance Use Disorder & Overdose Prevention (SUD) Section in the Bureau of Health Promotion (BHP). IVPP houses the following programs: Kansas CORE State Injury Prevention Program, Kansas Zero Suicide, Essentials for Childhood in Kansas, Kansas Violent Death Reporting System, Kansas Sexual Violence Prevention Education Program, and Safe Kids Kansas. The SUD section houses the Overdose Data to Action (OD2A) program. This section is also responsible for the Advancing Violence Epidemiology in Real-Time (AVERT) program in the Bureau of Epidemiology and Public Health Informatics (BEPHI). Each program has a designated epidemiologist and/or evaluator providing oversight of surveillance systems housed by these programs, research, evaluation, quality improvement, reporting, education, and epidemiologic studies and analyses. In addition to the listed programs, the epidemiologists in this section work collaboratively with other epidemiologists on cross-sectional health topics.

Informatics and Molecular Epidemiology Section facilitates the use and collection of disease and pathogen data to identify and reduce disease spread more precisely in Kansas. To keep track of diseases that are reportable by statute, our program administers the state reportable disease system and a

secure, web-based electronic disease surveillance system (EpiTrax) that allows qualified users to securely input and access disease investigation data. Users in EpiTrax include both local health departments and KDHE staff whose access is determined by their jurisdiction and the diseases that they require access to perform their work. EpiTrax includes an outbreak management module, which facilitates information-sharing between KDHE and local health departments working jointly on outbreak investigations. These systems are used for all reportable diseases and include blood lead poisoning, carbon monoxide poisoning, reportable infectious diseases, and STI/HIV. This system is also used to transmit a minimum amount of reportable disease data to CDC on a weekly basis to identify if diseases found within Kansans are part of larger national disease outbreaks.

When a disease is caused by a pathogen then pathogen specific genomic and wastewater data can be collected to support the investigation. Our section also facilitates the use of genomic and wastewater data for public health by reducing the barriers to interpreting complex data ranging from genomic relationships between pathogens in outbreaks to variation in pathogen concentrations in sewersheds. By providing tailored genomic analyses to staff investigating and controlling disease spread, we reduce the time it takes to identify how pathogens are spreading between Kansans. The wastewater epidemiology team works closely with Kansas counties, cities, local health departments, and state agencies to interpret how the concentration of pathogens in wastewater relates to illness in their jurisdictions. Because many pathogens are shed in waste, sometimes before people are symptomatic, it is possible to identify general trends in the number of people sick in a sewershed without the need for patient specific data. These trends are then used by each jurisdiction to improve awareness of the pathogens circulating and take public health actions to support the health of the public if necessary.

Public Health Informatics provides services to policy makers, program managers, health care providers and the public, and develops statistical and informational reports and publications. This section includes the Office of Vital Statistics, Vital and Health Statistics Data Analysis and Disease Condition Surveillance.

Office of Vital Statistics (OVS) registers and maintains birth, death, fetal death, marriage, and divorce records and amendments to those records. State law requires funeral home directors, hospital administrators, midwives, physicians and court officials to file various certificates and reports and requires the issuance of certified copies of specified records to legally entitled individuals. Since 1911, approximately 12 million records have been filed with the Office of Vital Statistics. Annually, the office registers approximately 100,000 vital records and issues approximately 350,000 certified copies of documents. The official records that are filed with the Office of Vital Statistics are utilized for a variety of civil support purposes, including provision of record-level data for the National Center for Health Statistics, the National Death Index, the Social Security Administration, and other federal and state agencies.

Vital and Health Statistics Data Analysis (VHSDA) programmatic activities include data acquisition, analysis, publication, and dissemination of data and information throughout the state. These activities fulfill essential health assessment functions in support of program managers, health care providers,

researchers, legislators, and the public. The section works in partnership with a state-level coalition of population health partners to maintain and enhance Kansas Health Matters (KHM), a web-based portal supporting local health department and hospital community health assessment and health improvement planning. KHM provides easy to comprehend statistics, resources, and best practices to enable communities to identify and address population health problems. VHSDA maintains and updates Kansas Information for Communities (KIC), an online statistical query and health information portal. VHSDA performs a wide variety of statistical analysis of data from new and existing health care and public health data sources. VHSDA acquires data from vital records, publishes reports and supplies data products to customers. In addition, the section addresses the public health needs for Kansas hospital discharge data, manages birth certificate and death record quality assurance projects, and provides publication support for BEPHI. This program administers the department's syndromic surveillance system for Kansas, collecting de-identified emergency department data for situational awareness and trend monitoring of diseases, environmental health issues, and other state public health concerns and manages the Pregnancy Risk Assessment Monitoring System (PRAMS) for Kansas.

Both Disease Condition Surveillance and VHSDA programs collaborate directly with the KDHE Health Information Technology Meaningful Use programs to assure activities related to electronic laboratory reporting and syndromic surveillance utilize similar mechanisms for reporting and monitoring. The goal is to reduce duplicative management of these programs for reporting facilities.

FY 2026 Achievements:

1. **VITAL STATISTICS:** In January 2026, it was discovered that a funeral home was operating without a valid license and had been evicted from its facility. After discussions with the Board of Mortuary Arts, Vital Statistics initiated an investigation and identified 22 deaths handled by the funeral home for which no required documentation had been filed, including death certificates, permit to cremate and applications for certified copies. The funeral home had transferred several individuals' remains to various holding facilities without letting the facilities know the names of the individuals they were holding. Additionally, some individuals had received services and were buried without the legally required documentation, including properly filed death certificates. Consequently, several families were unaware of the location of their loved ones' remains or whether the remains had been appropriately prepared for the intended method of disposition.

   Vital Statistics contacted the families and/or the medical certifiers for all 22 individuals and provided assistance to ensure the death certificates were properly completed and filed. The office also worked to identify the remains and associate them with the appropriate documentation so that final disposition could occur. Numerous families expressed distress upon learning that, despite having paid the funeral home for services, the required processes had not been completed. These deaths ranged from November 3 to December 22, 2025. Vital Statistics were able to fully resolve all the matters related to the 22 individuals on February 27, 2026.

On August 5th, Vital Statistics implemented a new tap-to-pay system integrated with our point-of-sale (POS). This new device, combined with a software upgrade, has significantly improved the response rate between the device and the POS, allowing us to complete transactions more quickly for our customers.

The Kansas Office of Vital Statistics field staff attended the 2026 Kansas Funeral Directors Association Conference on May 5–6. This annual convention provided an opportunity to connect with funeral homes, funeral directors, and embalmers from across Kansas while strengthening professional relationships and expanding networking efforts. During the conference, staff interacted with funeral home personnel, distributed training materials and contact information, answered questions, and addressed concerns related to vital records processes and services. The Vital Statistics team received numerous compliments from attendees, including praise for the team's quick response times to calls and emails, friendly and knowledgeable staff, and the ease and efficiency of the electronic system.

2. **EPIDEMIOLOGY SUPPORT FOR WORLD CUP:** Since January 2025, the KDHE Epidemiology team strategically and thoroughly prepared to support state and local public health response during the FIFA World Cup 2026™. Mass gathering events, particularly ones anticipated to bring in thousands of visitors from all over the United States and the world, present a unique situation when various injuries and infectious diseases may increase. Preparations began with gathering lessons learned from other countries and cities that had hosted similar mass gathering events. From these lessons, the Epidemiology team narrowed down the surveillance systems of the greatest use and the health outcomes of either highest likely frequency or highest consequence to focus on. For example, the Epidemiology team began plans to leverage existing systems including infectious disease case reporting, syndromic surveillance of near-real time emergency department visits, and wastewater monitoring. The team also recognized a gap which included a lack of a system to track diseases diagnosed and laboratory results from out of state and out of country visitors and worked to address the gap in time for monitoring disease trends in visitors during the World Cup. Also from these lessons, the team recognized that certain infectious diseases including sexually transmitted infections, Legionnaire's Disease, and foodborne illnesses, and certain injuries like firework injuries and overdoses, would likely increase just given the type of event. In addition to preparing for increases in these types of disease reports, the team also made sure to prepare for much less likely, but much more high consequence, infectious diseases including viral hemorrhagic fevers like Ebola. To address gaps in surveillance and health care provider readiness, the team hosted a federal contingent from the US Centers for Disease Control and Prevention that worked alongside KDHE epidemiologists to automate several workflows to help detect increases in injuries and diseases of concern. This resulted in a consolidated and concise report that was run for each KDHE Incident Command Structure (ICS) meeting to alert leadership to any increases in diseases of concern as seen in the emergency department, wastewater monitoring, case reporting, and out-of-jurisdiction case reporting data. The team also worked with the University of Kansas Medical Center to deliver a five-part ECHO series to help educate clinicians about diseases that are endemic to the World Cup qualifying countries but less likely to be seen or considered within the United States. This series was received extremely well with over 900 registrants for the live sessions, with many people also referencing the additional disease-specific in-depth

webinars that KDHE staff created and recorded. The Epidemiology team also created a one-stop Travel & Health website with the primary focus on bringing the most relevant information to healthcare providers across the state. The team also built a Global Infectious Disease Events (GIDE) dashboard, the first of its kind in Kansas and one of the first in the nation to be stood up for the World Cup. This dashboard allows healthcare providers to simply select a country of interest, or state within the United States of interest, and receive updated information on increasing infectious disease trends for that geography, as well as information on diseases endemic to the area. This tool has received a lot of use and praise for healthcare providers across the state, including from the Kansas Hospital Association, and is a resource the Epidemiology team will try hard to maintain going forward. The Epidemiology team also issued Weekly Domestic and International Infectious Disease Reports, providing in-depth information on increases in infectious diseases within FIFA World Cup 2026™ host and qualifying countries. The team also created an Emergency Department and Wastewater Monitoring Snapshot dashboard. This dashboard, which was also publicly accessible, focused on health outcomes of greatest interest during mass gathering events and collated data for the last four weeks from emergency department visits and wastewater monitoring into one place for easy trend tracking. This was another tool that received a lot of good feedback, and the Epidemiology team will explore maintaining this resource going forward as well.

During the FIFA World Cup™, wastewater monitoring and reportable disease monitoring played an important role in monitoring if additional infectious disease threats were being introduced into Kansas from out-of-state/international travelers. In addition to our regular wastewater monitoring for pathogens, we also performed metagenomic sequencing on wastewater from a sewershed in Wyandotte County that allowed us to detect any virus. Additionally, we developed a system to alert our team of ELR's received providers treating out-of-state visitors who are diagnosed with concerning pathogens. During this time, we also built the Global Infectious Disease Dashboard and contributed to the Emergency Department and Wastewater Snapshot Dashboard. By using this data, we were able to be confident that dangerous pathogens were not being introduced into Kansas during the FIFA World Cup™.

3. **PRAMS**: The Kansas Pregnancy Risk Assessment Monitoring System (PRAMS) is a survey of randomly selected Kansas residents who recently gave birth, regarding their pregnancy and birth experience for the purpose of reducing infant and maternal mortality and poor birth outcomes. In addition, the team represented Kansas PRAMS at the annual Kansas Breastfeeding Coalition meeting. One data brief on breastfeeding behaviors in Kansas was published. The program published a comprehensive PRAMS report including information about potential protective factors and risk factors for maternal and child health, including social support, stress, safety, mental health conditions, breastfeeding, and health care. Kansas PRAMS collaborated with Columbia World Projects (Columbia University) on Postpartum Assessment of Health Survey (PAHS), conducted as a 12-14 month follow up to the PRAMS survey, to advance the health and quality of life of postpartum people and families in the year after the child is born. PRAMS applied for a non-competitive supplement award to the Centers for Disease Control and Prevention, requesting funding from May 1, 2026, to April 30, 2027.

4. **KHM**: The Kansas Health Matters (KHM) website, which brings community health-related statistical data, local resources, and a wealth of information to one, accessible, user-friendly source, has been updated with the most recent data for several key health indicators. These updates include statistics on Women, Infant and Children (WIC) participation and breastfeeding rates, dental health among students, and STD rates. Updated indicators also cover dietary habits, hypertension, overweight prevalence, and uninsured rates among adults. Mortality rates from Alzheimer's disease, cancer, cerebrovascular disease, and diabetes have been updated, along with indicators related to natality, hospital admission, and public water supply quality.

5. **KSSP**: The Kansas Syndromic Surveillance Program (KSSP) collects deidentified information from hospital emergency department, inpatient, and urgent/immediate care visits, providing KDHE, local health departments, hospitals, and response partners with timely situational awareness of rapidly changing health conditions across Kansas. In 2025, the KSSP epidemiologist assumed the role of Chair of the National Syndromic Surveillance Program (NSSP) Community of Practice (CoP), continuing Kansas's leadership in advancing national syndromic surveillance priorities and fostering collaboration across jurisdictions. KSSP established a new interstate data-sharing partnership with the Missouri Department of Health and Senior Services, expanding regional situational awareness for the Kansas City metropolitan area and supporting coordinated surveillance across state lines. In preparation for the FIFA World Cup 26™, KSSP led a statewide facility engagement initiative, working directly with hospitals to improve data quality and completeness of travel history, capture of event-related keywords, and onboard additional data sources to strengthen mass gathering surveillance. This collaborative outreach was highlighted by the Centers for Disease Control and Prevention as a national success story for facility engagement and preparedness. KSSP also developed enhanced operational reporting products, including shift-level surveillance summaries and targeted alerting for environmental exposures, respiratory illness, injuries, and travel-related conditions, to support real-time situational awareness during the event. KSSP continued to assist public health investigation and response activity throughout the year, including with Zero Suicide, Overdose Data to Action, Advancing Violence Epidemiology in Real-Time, and FIFA World Cup 26™ response, supporting timely local prevention and intervention efforts.

6. **ENVIRONMENTAL HEALTH**: The Environmental Public Health Surveillance and Epidemiology Section is the data steward for the reportable condition of blood lead test results in the statewide EpiTrax Surveillance System. EpiTrax is a comprehensive surveillance and outbreak management application designed for public health. Section staff worked with the EpiTrax surveillance team and the contracted vendor to design, develop, test, and implement a new data dashboard exploration and visualization tool that is integrated with the disease investigation

system. This new tool is being made available to KDHE staff and all local health departments across the state. It will allow users to customize their data views in real-time, download cases without having to use data exports, and manage investigations more easily while allowing for future expansion and capabilities.

7. **INFECTION PREVENTION CONFERENCE:** In partnership with the Kansas Hospital Association (KHA), our team again successfully planned and co-led a two-day educational conference for Infection Preventionists (IPs) in March 2026. This year, the agenda incorporated national experts and evidence-based practices, including sessions on sustaining central line-associated bloodstream infection prevention, environmental hygiene, behavior change, water management programs, and preparedness for emerging threats such as multidrug-resistant organisms (MDROs) and high consequence infectious diseases (HCID) with intentional focus on the impending FIFA World Cup 2026™. This year marked the highest attendance to date for this conference, with 180 attendees representing a 29% increase from the previous year. Participants came from diverse healthcare settings, including hospitals, long-term care, emergency medical services, correctional facilities, public health, and healthcare leadership roles, demonstrating expanded reach across the state. Attendees engaged in interactive and hands-on learning experiences, including personal protective equipment donning and doffing, spill response, and HCID preparedness activities, which enhanced practical skills and confidence in real-world applications. Post-conference evaluations indicated high satisfaction with the quality and relevance of the sessions, with participants highlighting the value of hands-on training, expert-led content, and multidisciplinary collaboration. Attendees reported increased intent to implement infection prevention and control (IPC) strategies and strengthen IPC programs within their facilities.

8. **MULTIDRUG-RESISTANT ORGANISMS PREVENTION COLLABORATIVE:** In response to a rise in multidrug-resistant organisms (MDROs) a strategic initiative was launched in Wichita called the MDRO Prevention Collaborative. We recruited high-risk facilities, identified through historical MDRO reports, including both acute and long-term care coordination. The Collaborative was designed to provide education and guidance to each facility and bring them together to align and work in tandem to prevent the spread of MDROs. Over a 6-month period education and individual facility coaching sessions were held each month, culminating in a final presentation (October 2025) in which we reviewed data that showed significant improvements in measurable outcomes from participating facilities, such as hand hygiene compliance. Certificates of completion, signed by Dr. Totten, were awarded to the three facilities who completed the entire collaborative. Plans are underway

to perform another round of the MDRO Prevention Collaborative in the Kansas City Metro area with hope to begin in the fall of 2026, continuing the mission to create a coordinated, evidence-based defense against drug-resistant infections across the state of Kansas.

9. **EPITRAX DISEASE SURVEILLANCE SYSTEM:** EpiTrax is used by all Kansas local health departments and KDHE staff with 492 approved active users. To ensure the security of the data within the system for all users, a third party conducted a security penetration test on KDHE's CasePointer suite of systems (EpiTrax, Electronic Message Staging Area (EMSA), NNDSS Modernization Initiative (NMI) module, Kansas Online Reporting Disease System (KORDS), Mirth, and Rhapsody. This test identified minor vulnerabilities with the system that were successfully remediated. Once the systems had been tested and found to be secure, 14 new health care organizations (HCOs) were onboarded for Electronic Case Reporting (eCR). With these additional HCOs sending electronic initial case reports (eICR) to KDHE, surveillance now receives production data from a total of 69 HCOs (618 facilities). Of those 69 HCOs, 64 HCOs are triggering on data for all reportable disease conditions. Additional collaboration with the Association of Public Health Laboratories (APHL) Informatics Messaging Services (AIMS) platform resulted in establishing interpartner data exchange with Florida, Nebraska, Colorado, Michigan and Nevada for sending and receiving HL7 Electronic Lab Reporting (ELR) when we need to transmit and receive messages with those jurisdictions. Over the last fiscal year, the KDHE CasePointer software suite processed approximately 2,335,502 messages via electronic laboratory reporting (ELR). This accounts for 96.9% of all laboratory reports entered in the EpiTrax disease monitoring system.

   In addition to the routine work that we do to monitor diseases in KDHE's CasePointer suite of systems, several enhancements were also made during this fiscal year:

   - KORDS was expanded to accept sexually transmitted infections data
   - A dashboard was added to EpiTrax to assist users with visualizing summary statistics in their jurisdiction without the need to export data or code.
   - Starting in May 2026, we began processing problem list codes from electronic case reporting for a limited number of conditions.
   - An automatic pipeline to classify and route syphilis, blood lead, and salmonellosis case data was created to streamline the supervision of these conditions by the state and local health departments.
   - Amazon Web Services were streamlined to save money and reduced costs by at least $2,000/month.

10. **WASTEWATER MONITORING:** In the 2026 fiscal year, 16 communities in Kansas from Johnson, Wyandotte, Allen, Reno, Shawnee, Douglas, Saline, and Leavenworth counties have participated in wastewater surveillance through 3 organizations in collaboration with KDHE. Through support from KDHE laboratorians, KDHE has expanded their ability to test diseases in wastewater and currently have data for SARS-CoV-2 (concentration and sequencing data), influenza A (including subtype H5), influenza B, RSV, West Nile Virus, measles, norovirus genotype I and II, *Candidozyma auris*, and *Camplyobacter jejuni*. In addition to monitoring diseases in communities, we monitor the wastewater of four correctional facilities. All partners who work directly with KDHE receive tailored reports that identify if pathogen concentrations in their jurisdiction are changing and how those changes relate to what we see clinically. Lastly, we created a wastewater pathogen dashboard that Kansans can use to see what respiratory diseases are circulating and support their decisions to protect their health.

11. **GENOMIC EPIDEMIOLOGY:** The genomic epidemiology program works closely with KDHE laboratorians to analyze sequencing results of pathogens, such as healthcare acquired infections (HAI) from Carbapenem Resistant Organisms (CRO), measles, tuberculosis, and *Candida auris*. Diseases like CROs can be difficult to identify transmission pathways between patients and facilities and can result in severe disease due to antibiotic resistance. By combining genomic data and epidemiological data obtained from investigations, a clearer picture of transmission can be obtained and used to decrease the transmission of these dangerous diseases. Over the course of the last fiscal year, 6 genomic epidemiology reports were produced using cutting edge bioinformatic and analysis pipelines. Recognizing that genomic analyses can be difficult for non-specialists to interpret, we also developed educational materials and a "CSI-style" investigative framework that explains whole genome sequencing as one piece of forensic evidence that must be considered alongside epidemiologic findings during disease investigations.

    Lastly, the expertise of the genomic epidemiology program was recognized when one of the staff members was funded by the CDC to be a regional training lead for genomic epidemiology. This same staff member was also invited to produce content for and create a training video for genomic epidemiology in collaboration with the Broad Institute of MIT and Harvard. Additionally, two staff members were invited to be faculty instructors on the CDC's training program for new genomic epidemiology staff at the AMD Academy Training in April 2026. There, genomic epidemiologists from Kansas taught and connected with other genomic epidemiologists from around the USA in Atlanta, Georgia. Lastly, two staff members also led the genomic epidemiology Sunday workshop at the annual Council of State and Territorial Epidemiologists Conference in Boston, MA in June.

12. **MATERNAL AND CHILD HEALTH EPIDEMIOLOGY:** The MCH epidemiologists completed the National Birth Defect Prevention Network (NBDPN) biannual data requests submission from the CDC. Kansas was among the first 2 states to complete it. Two MCH epidemiologists were accepted into the Association of Maternal & Child Health Programs (AMCHP) Leadership Lab - MCH Epi P2P group for the 2025-2026 cohort around leadership development within Title V jurisdictions for professional development framed by MCH Leadership Competencies. A poster for the 2025 CityMatCH Maternal and Child Health Leadership Conference titled, "Addressing Perinatal Hypertension in the Sunflower State, 2016-2023," coauthored with MCH staff, was nominated for and received the Outstanding Poster Award for Scientific Research & Data, recognizing excellence in methodology and use of research and data to advance public health. The study examined hypertensive disorders in pregnancy and strategies for addressing maternal health disparities. With the Physical Activity and Nutrition program in the Bureau of Health Promotion, created the fact sheet, “Examining Risk Factors for Maternal and Childhood Obesity in Kansas.” This is the first time this subject has been thoroughly examined within the MCH area and was published during September for Childhood Obesity Awareness Month.

13. **OVERDOSE DATA TO ACTION:** The Overdose Data Dashboard was updated with new years of data and improvements based on feedback from partners. The weekly spike and cluster alert methodologies were run throughout the year. More clusters were detected in rural areas, leading to additional outreach and resources. The Drug Overdose Surveillance Epidemiology (DOSE) CDC monthly reporting was completed from July 2025 to June 2026. KUMC was added to the bio-surveillance program and began sending specimens to KHEL from persons suspected of overdose who presented to their emergency departments. These specimens were tested for a broad range of substances that provide important population-level data by identifying novel circulating drugs, helping to detect changes in drug use patterns leading to overdoses, helping to inform and evaluate the efficacy of public health information, and informing the medical community on what substances or combinations of substances are causing overdoses. The epidemiologist also supported ICS preparations for the FIFA World Cup by monitoring syndromic surveillance related to overdoses.

14. **INJURY PREVENTION:** The Zero Suicide epidemiologist conducted monthly spike alert analyses and disseminated data and resources to local health departments and community mental health centers. An annual evaluation summary for the state was compiled along with local summaries. These were shared back with partners who submitted data. The Safe Kids Unintentional Childhood Injury Burden Document was updated. The analyses of leading causes of unintentional injuries among children identified motor vehicle crashes, falls, and poisoning as the top contributors. Findings informed local and regional Safe Kids coalitions to support community prevention planning. The KSVDRS data

dashboard was updated. Multiple stakeholders have cited its use in grant writing, program planning, and outreach. The veteran and military service analysis resulted in expanded collaboration with Veterans Affairs partners. In the Essentials for Childhood program, the epidemiologist collaborated with partners to create and disseminate data-informed prevention messaging on social connectedness. The program also developed and held a data walk before the Governor's Public Health Conference, and it received a very positive reception from all partners. The epidemiologist shared the methodology and results of this work, and other programs outside of TIO are developing data walks. Updated the data on the analysis of the Family Friendly Workplace (FFW) survey to determine how family-friendly policies and conditions are distributed across Kansas employers. The epidemiologists also supported ICS preparations for the FIFA World Cup by monitoring syndromic surveillance related to traffic injuries, firearms, assault, sexual violence, suicide attempts, and human trafficking.

15. **ENHANCED HEPATITIS C SURVEILLANCE:** Since 2023, KDHE has maintained a full-time medical investigator to conduct investigations of all newly diagnosed Hepatitis C, chronic cases. An expanded questionnaire was developed and used for these investigations that collects information about insurance status and type, access to care, and access to treatment. The KDHE medical investigator will refer cases that need access to confirmation testing and linkage to care to our partners in the Bureau of Disease Control and Prevention. Between 7/1/25 and 6/30/26, 667 Cases were reviewed, 302 cases were attempted to be reached with 123 cases resulting in a successful interview; 44 of which were referred to care.

16. **IMMUNIZATION DATA:** Kansas Immunization Program (KIP) epidemiologists have updated the kindergarten immunization coverage dashboard to include county-level immunization coverage and exemption data. Data includes 2019-2020 to the 2024-2025 school years. KIP epidemiologists also updated the dashboard with the most recent data on coverage and exemption rates at the statewide and school district-level. KIP epidemiologists maintained COVID-19 and influenza vaccine coverage dashboards. The COVID-19 vaccine dashboard is updated monthly year-round, and the influenza vaccine coverage dashboard is updated monthly during the flu season (October through March). KIP epidemiologists worked with IDER epidemiologists to develop one-page infographic on Kansas-specific measles data. These one-pagers were used by the Immunize Kansas Coalition to help inform advocacy efforts.

17. **CANCER CONTROL AND PREVENTION:** The Cancer Program has updated the Kansas Cancer Data Dashboard with the most recent statewide cancer data. The dashboard serves as a comprehensive, all-in-one platform for cancer epidemiologic data in Kansas, providing timely and accessible information on cancer incidence, mortality, screening, risk factors, and survivorship care. It supports the needs of cancer

prevention and control partners, researchers, healthcare professionals, policymakers, legislators, and the public by providing current, data-driven information to inform decision-making and program planning. The Cancer Program epidemiologist provides cancer data and analytical support for multiple statewide initiatives and data platforms, including the University of Kansas Medical Center Catchment Area Program, the Environmental Public Health Tracking Program, Kansas Information for Communities, and other systems that disseminate cancer data across the state. The Cancer Program epidemiologist also led the development of the Burden of Cancer in Kansas report, which, together with the Kansas Cancer Data Dashboard, provides the baseline epidemiologic data used by the Kansas Cancer Partnership to establish priorities, goals, objectives, and strategies for the next Kansas Comprehensive Cancer Control Plan. The cancer burden report and the state cancer plan are designed to complement one another, ensuring that cancer prevention and control efforts are guided by the most current evidence. In collaboration with the University of Kansas Medical Center, the Cancer Program epidemiologist presented a study demonstrating the importance of increasing HPV testing utilization as part of cervical cancer screening. The findings showed that greater use of HPV testing was associated with improved detection and management of high-risk cervical dysplasia. The study was well received by the audience and represented one of the first statewide evaluations of HPV testing utilization conducted by the Kansas Cancer Program. The Cancer Program epidemiologist also provides epidemiologic support to the statewide palliative care program. By analyzing data from the Behavioral Risk Factor Surveillance System (BRFSS) Palliative Care Module, the epidemiologist is helping to inform the development of Kansas's new statewide palliative care plan, providing evidence to guide future policy, planning, and program implementation.

18. **VECTOR-BORNE DISEASES:** Both active and passive tick surveillance continued to expand in scope in FY26. A summer intern performed active tick surveillance from June-August, and the KDHE entomologist performed sampling in April, May, August, October, and November. Combined there were 94 sampling events spanning 18 counties across the central and eastern portion of Kansas. There were also two ecologic investigations performed after the identification of a patient with Heartland Virus in a county far outside the traditional transmission area as well as a special surveillance investigation after the identification of the Asian Longhorned Tick for the first time in Kansas. The passive veterinary surveillance network continues to be fruitful, and in October 2025, a sample sent in by a Franklin Co veterinarian was identified as a larval Asian Longhorned Tick (ALT). This marked the first recorded identification of the ALT in Kansas and was a pivotal identification for the cattle industry. Active surveillance later confirmed an established population of the ALT in Franklin Co. In spring 2026, and IDER epidemiologist augmented surveillance efforts in Johnson County, where an ALT was picked up on active surveillance, marking the first occurrence of the tick in Johnson County and the first documented occurrence outside of Franklin County. The veterinary surveillance network received samples from 23 veterinary clinics across the state in 2025, yielding 405 samples, resulting in 57 new or elevated county level records.

In partnership with Environmental Health, KDHE maintains 12 Tick Check Stations throughout Kansas, primarily at Nature Centers. These stations have been a great way to build local partnerships, provide education to Kansans, and gather meaningful data regarding local tick populations and times of risk. There were 161 tick samples submitted through the Tick Check Stations in 2025.

19. **ZOONOTIC DISEASES:** We continued our education and outreach efforts in FY 26. First, in September, KDHE partnered with the Kansas Veterinary Diagnostic Laboratory (KVDL) Rabies lab to sponsor the second semi-annual World Rabies Day poster competition. This competition invited children in grades K-12 to make a poster highlighting rabies education and prevention working off of the theme for World Rabies Day 2025, "You, Me, Community." In all, there were 341 entries from 40 schools across 25 counties. We continued our partnership with rabies lab by hosting the first annual Rabies Rodeo, a two-day event that brought together all partners involved in animal bite response and rabies prevention including healthcare workers, local health departments, veterinarians, wildlife rehabilitators, animal control officers, and law enforcement officers. The event featured speakers from KDHE, KVDL, Kansas Department of Agriculture, and Kansas Department of Wildlife and Parks, offered six hours of CE for nurses, veterinarians, and animal control officers, and created lasting connections to provide more consistent response to animal bites and rabies protocols. We also strived to reach Kansans through social media posts and news articles, creating 13 new content pieces including a feature on Dog Bite Prevention Week, as well as numerous info sheets and guidance documents for healthcare providers, veterinarians, and local health departments. We also continued to respond to animal tularemia cases, ensuring proper use of PPE for treating veterinarians and symptom monitoring for animal owners. Finally, we mentored two MPH students working on rabies related projects. The first student helped conduct a questionnaire for LHDs asking about animal bite protocols, legal reporting requirements for animal bites, and enforcement of animal quarantine following rabies exposures. This information directly contributed to the program agenda for the Rabies Rodeo. The second part of the project looked at the success rate of rabies PEP in animals to help promote this as an alternative to euthanasia for animals that are exposed to rabies but who have not received a prior rabies vaccination. The results showed that having a prior rabies vaccine was the single most important contribution to determining animal management recommendations (i.e., euthanasia, observation, or quarantine) and that all animals that underwent rabies PEP survived known rabies exposures. This information will be used to support updates to the National Association of State Public Health Veterinarians Rabies Compendium. The second MPH student, still working on her project, is assessing the availability of human rabies PEP and animal diagnostic testing in two areas with difference in socioeconomic status.

20. **CONTAINING DRUG-RESISTANT FUNGUS:** Slowing the introduction of *Candidozyma auris* (C. auris), a multidrug-resistant fungus, into Kansas remains essential for protecting patients. Kansas identified its first case in 2024, and KDHE has since reported 53 cases, including the first outbreak of *C. auris* in a healthcare setting. KDHE epidemiologists partnered with infection prevention teams to conduct infection

control assessments, consultations, and point prevalence screenings. The outbreak response focused on stronger infection prevention practices, improved hand sanitizer access, effective disinfectant use, increased auditing, and resident cohorting with dedicated staff. These interventions stopped transmission after 19 weeks of response activities and six rounds of screening that identified 15 additional colonized residents among 156 screenings. Success depended on close collaboration and commitment from facility staff. This facility has not experienced another outbreak since implementing prevention activities recommended by KDHE. The facility now performs admission screening to identify colonized residents early. Additional healthcare facilities across Kansas have adopted admission screening to reduce transmission risk. State laboratory testing now supports faster and simpler screening efforts across healthcare settings. MDRO epidemiologists continue education and outbreak because people without symptoms can still carry and spread *C. auris*.

Objective #1:

Assure information systems capacity for health condition surveillance and timely, accurate decision support.

Strategies for Objective #1:

1. Maintain and enhance the state reportable disease condition and syndromic surveillance systems by using secure, web-based electronic systems to be utilized by KDHE and local health departments.
2. Support training, data quality assurance, standardization and analytic needs for systems.
3. Identify partners and projects to assure relevance and full capacity of systems.

OUTCOME MEASURES

	Actual 2024	Actual 2025	Actual 2026	Estimated 2027	Estimated 2028
# of cases classified as confirmed or probable by BEPHI IDER staff and submitted to CDC. Note: In FY2023, number of cases reviewed and/or classified by BEPHI IDER staff but not sent to CDC were included. In FY2024 COVID-19 labs were no longer reportable to KDHE, which accounts for the drop in cases.	6,686	11,188	5,465	6,000	6,000
Unweighted response rate (%) for the cycle of PRAMS data collection completed during reporting period.	56.7	54.0	46.3	50.0	50.0

# of blood lead electronic laboratory reports received and assessed	43,830	46,758	47,297	45,000	45,000
% of emergency department visits covered by hospitals submitting syndromic surveillance data to production	99.3	99.0	99.0	99.0	99.0

OUTPUT MEASURES

	Actual 2024	**Actual 2025**	**Actual 2026**	**Estimated 2027**	**Estimated 2028**
# of communicable disease laboratory case reports received in any form, assessed, and processed for BEPHI by surveillance staff (excluding blood lead and STI)	1,268,661	1,701,682	1,861,424	1,500,000	1,500,000
# of facilities onboarded and sending electronic case reporting (eCR).	470	618	682	715	730
Web Sessions Kansas Health Matters	29,583	20,019	26,785	25,000	25,000
# of data dissemination activities completed by Kansas PRAMS (e.g., reports, data briefs, presentations, abstracts)	12	9	7	6	6
# of new environmental and health datasets and the number of years of historical data submitted to the National Environmental Public Health Tracking Network (Prior to 2019, each dataset contained several years of data. After 2019, single years of data). (In 2022, data includes submission of COVID-19 vaccine data to CDC). (In 2026, due to federal government shutdowns and massive uncertainty at the federal level, the national program suspended data submission.)	14	13	0	10	10
# of environmental and health datasets made available to the public and researchers via the Kansas Environmental Public Health Tracking Network portal. (Prior to 2019, each dataset contained several years of data. After 2019, single years of data). (In 2022, data made available includes COVID-19 case and vaccine data).	153	176	183	100	100
# of data requests from policy managers, external organizations and public	449	209	325	250	250

Objective #2:

Establish identity and prevent fraud.

Strategies for Objective #2:

1. Register vital events within the timeframe established by statute and by federal partners.
2. Issue certified vital records to eligible individuals by ensuring documentation presented meets established criteria.
3. Preserve the integrity and confidentiality of vital records in accordance with statutes and regulations.
4. Protect vital records against fraudulent use, applying security methods for issuing certified copies, storing security paper and original records and for data access.
5. Support law enforcement partners by participating in criminal investigations.
6. Provide a world-class customer service experience to every individual who interacts with the office.

OUTCOME MEASURES

	Actual 2024	Actual 2025	Actual 2026	Estimated 2027	Estimated 2028
% of death records reported within 10 days to NCHS/CDC *(NCHS's goal is 80% or higher).*	81.5	81.4	81.9	82.0	82.3
# of expedited vital records customer requests completed within 3 days	152,431	174,609	176,557	174,791	173,043
Avg. service time in minutes for walk-in customers	15	15	15	18	20

OUTPUT MEASURES

	Actual 2024	Actual 2025	Actual 2026	Estimated 2027	Estimated 2028
# of vital events registered	84,537	88,209	87,004	87,202	87,561
# of vital records amended or changed	3,576	3,989	4,569	3,397	3,397
# of certified copies of vital records produced	355,055	386,621	370,549	356,310	352,747

	Actual 2024	Actual 2025	Actual 2026	Estimated 2027	Estimated 2028
# of walk-in customers	24,674	28,222	27,417	27,143	26,872
# of calls handled by call center staff	43,328	43,941	39,197	38,805	38,417
% of calls abandoned by call center staff	3.1	3.4	4.6	3.5	3.5

Objective #3:

Conduct timely investigations of health problems and environmental public health hazards and contain/mitigate health problems and environmental public health hazards.

Strategies for Objective #3:

1. Maintain and appropriately staff the Epidemiology Hotline, a toll-free telephone number and email address utilized for required reporting of infectious diseases and other conditions of public health significance and provision of technical assistance on a 24/7/365 basis.
2. Reduce infectious diseases by conducting investigations in partnership with key stakeholders and implementing prevention and control measures.

OUTCOME MEASURES

	Actual 2024	Actual 2025	Actual 2026	Estimated 2027	Estimated 2028
# of facilities in which potential exposures may have occurred and outreach on infection prevention and control guidance was provided after a carbapenemase-producing organism (CPO) or *Candidozyma auris* (*C. auris*) was detected. In FY2025 C. auris was added.	178	79	359	300	300
# of Salmonella and STEC outbreaks linked to an exposure	16	11	13	12	12

	Actual 2024	Actual 2025	Actual 2026	Estimated 2027	Estimated 2028
% of all one and two-year old children (both Medicaid enrolled, and non-Medicaid enrolled) tested for blood lead levels during the reporting period (new indicator in 2019). *Note: Incorrect population/denominator data were used for the 2024-2025 calculations. Please ignore when looking at trends.	1 yr olds: 43.5 2 yr olds: 15.6	1 yr olds: 3.8 2 yr olds: 5.4	1 yr olds: 10.5 2 yr olds 3.3	1 yr olds: 15.0 2 yr olds: 5.0	1 yr olds: 15.0 2 yr olds: 5.0

OUTPUT MEASURES

	Actual 2024	Actual 2025	Actual 2026	Estimated 2027	Estimated 2028
% of Salmonella and STEC cases investigated	73.4	74.2	70.7	70.0	70.0
# of technical assistance encounters	6,747	4,352	4,589	4,000	4,000
# of investigations of infectious disease outbreaks and environmental or maternal and child health public health hazards.	355	557	174	200	200
# of educational presentations or trainings	474	461	339	400	400
# of national, state, and local boards, workgroups, committees, and task forces served by BEPHI staff	285	299	287	250	250
# of articles, comprehensive reports and summaries published (dashboards added in FY2023).	143	467	126	150	150
# of Infection Control Assessment and Response (ICAR) visits and reports provided to facilities for multidrug-resistant organism (MDRO) or healthcare-associated infection (HAI) responses in Kansas healthcare facilities. In FY2024 prevention-based ICARs were added.	69	62	50	75	80

	Actual 2024	Actual 2025	Actual 2026	Estimated 2027	Estimated 2028
# of carbapenemase producing-organisms (CPO) or *Candidozyma auris* (*C. auris*) for which response was initiated. In FY2025 C. auris was added.	103	99	220	200	200
# of encounters to make offers to provide Infection Control Assessment and Response (ICAR) visits.	243	268	198	250	250

EXPENDITURE JUSTIFICATION

Account Code 51000 – 51990: Salaries and Wages

Summary: The Bureau of Epidemiology and Public Health Informatics requests funding for 118.5 FTE and 12.50 Non-FTE.

FY27: Salaries and wages, including approved salary increases, are calculated in accordance with Division of Budget guidelines and cost indices and include longevity bonuses.

FY28: Staffing **c**ontinues at the same level as FY27. Salaries and wages are calculated in accordance with Division of Budget guidelines and cost indices and include longevity bonuses.

Account Code 52000 – 52990: Contractual Services

Summary: This request provides for the operational costs for the work activities of existing staff, including communications; printing for publications disseminated statewide such as the Annual Summary of Vital Statistics, Kansas Health Statistics Report, and other health care database priorities; rents for office equipment, software licenses (i.e., SAS and other software packages); repairing and servicing of equipment; travel to local, state and national meetings for training and updates; professional services which include information systems services quality control activities, and analytic services. It includes costs of maintaining contact with county health departments, community-based organizations and agencies that are collaborating on disease prevention and control across the state, district offices, other state and federal agencies, and the general public. The Bureau is shifting much of its activities to customizing datasets for the specific needs of the user. This category also includes reimbursements to county health departments for costs associated with services related to child autopsies.

Account Code 53000 – 53999: Commodities

Summary: This request provides for office and data supplies for consumable goods to provide data and statistical services within the agency and for external contractors. These expenditures reflect procurement of security paper stock with additional security features as part of the nationwide continuing effort to curtail use or alteration of vital records for illicit purposes, such as identity theft, false identification, misrepresentation of rights to benefits and/or property, etc. Professional and scientific expenditures include laboratory supplies necessary to promote the testing of the Epidemiology section's various programmatic needs.

Account Code 54000: Capital Outlay

Summary: This request provides funding for computer-related items, such as monitors, keyboards, sound bars, and office furniture to accommodate staff needs.

Account Code 55000: Aid to Local

Summary: This request provides for distribution of payments out of the District Coroner's Fund (Fund 2653). The District Coroner's Fund was created by K.S.A. 22a-245. K.S.A. 22a-245(b) stipulates, that moneys in the District Coroner's Fund, after the payment of fees for child autopsies from the previous year, shall be allocated and distributed to each county. The statute stipulates that fund resources shall be allocated and distributed annually to each county, based on the ratio of the number of recorded deaths in the county to the total number of deaths that occurred in the state during the previous calendar year; however, this distribution will not occur until all outstanding death certificates for the previous calendar year are filed with the state registrar and contain the final cause of death. The fee structure for replenishing the District Coroner's Fund is found in KSA 65-2418. This statute states that $4 of each fee for the first certified copy of a death certificate or abstract and $2 of each fee for each additional copy of the same death certificate or abstract requested at the same time shall be remitted to the state treasurer and credited to the District Coroner's Fund created by K.S.A. 22a-245.

406/410 series report

Dept. Name: Public Health Informatics
Agency Name: Health & Environment--Health
Agency Reporting Level: 21680
Version: 2028-A-02-00264

Date: 09/02/2026
Time: 13:39:57

Division of the Budget
KANSAS

Obj. Code	OBJECTS OF EXPENDITURE	FY 2026 Actuals	FY 2027 Adjusted Budget Request	FY 2028 Adjusted Budget Request	null	null	null
	Salaries and Wages	9,983,070	11,475,998	12,108,830	0	0	0
	TOTAL Salaries and Wages	**9,983,070**	**11,475,998**	**12,108,830**	**0**	**0**	**0**
52000	Communication	262,487	225,906	219,871	0	0	0
52100	Freight and Express	4,159	1,496	1,446	0	0	0
52200	Printing and Advertising	24,742	22,802	23,202	0	0	0
52300	Rents	972,602	925,097	900,698	0	0	0
52400	Reparing and Servicing	3,166,614	2,618,253	2,618,585	0	0	0
52500	Travel and Subsistence	152,349	71,849	69,970	0	0	0
52510	InState Travel and Subsistence	38,958	13,621	13,054	0	0	0
52520	Out of State Travel and Subsis	97,567	69,068	70,290	0	0	0
52530	International Travel and Subsi	5	0	0	0	0	0
52600	Fees-other Services	384,399	182,371	171,260	0	0	0
52700	Fee-Professional Services	1,837,575	1,518,075	1,146,245	0	0	0
52900	Other Contractual Services	40,646	28,941	23,695	0	0	0
	TOTAL Contractual Services	**6,982,103**	**5,677,479**	**5,258,316**	**0**	**0**	**0**
53200	Food for Human Consumption	5	0	500	0	0	0
53400	Maint Constr Material Supply	405	316	316	0	0	0
53500	Vehicle Part Supply Accessory	26,377	7,576	8,833	0	0	0
53600	Pro Science Supply Material	4,203	2,555	3,055	0	0	0
53700	Office and Data Supplies	59,253	57,985	58,485	0	0	0
53900	Other Supplies and Materials	44,352	18,206	19,286	0	0	0
	TOTAL Commodities	**134,595**	**86,638**	**90,475**	**0**	**0**	**0**
	TOTAL Capital Outlay	**11,834**	**10,538**	**10,538**	**0**	**0**	**0**
	SUBTOTAL State Operations	**17,111,602**	**17,250,653**	**17,468,159**	**0**	**0**	**0**
55000	Federal Aid Payments	38,000	0	0	0	0	0
	TOTAL Aid to Local Governments	**38,000**	**0**	**0**	**0**	**0**	**0**
55200	Claims	25,000	0	0	0	0	0
	TOTAL Other Assistance	**25,000**	**0**	**0**	**0**	**0**	**0**
	TOTAL REPORTABLE EXPENDITURES	**17,174,602**	**17,250,653**	**17,468,159**	**0**	**0**	**0**
77300	Transfers	1,827,179	2,430,441	2,502,971	0	0	0
	TOTAL Non-Expense Items	**1,827,179**	**2,430,441**	**2,502,971**	**0**	**0**	**0**
	TOTAL EXPENDITURES	**19,001,781**	**19,681,094**	**19,971,130**	**0**	**0**	**0**

BUDGET

406/410 series report

Dept. Name: Public Health Informatics
Agency Name: Health & Environment--Health
Agency Reporting Level: 21680
Version: 2028-A-02-00264

Date: 09/02/2026
Time: 13:39:57

Division of the Budget
KANSAS

Series	Fund Code	FUND/ACCOUNT TITLE	FY 2026 Actuals	FY 2027 Adjusted Budget Request	FY 2028 Adjusted Budget Request	null	null	null
1	1000	0270 OP EXP-INCLD OFF HOS-HLTH	30,668	31,282	33,130	0	0	0
1	1000	0670 Lyme Disease Prevention & Research	131,869	115,505	121,953	0	0	0
1	1000	0680 TOBACCO CESSATION PROGRAM	46,220	0	0	0	0	0
1	**1000**	**1000 SUBTOTAL for 1000's**	**208,757**	**146,787**	**155,083**	**0**	**0**	**0**
1	2020	2830 AIR QUALITY FF	9,429	9,336	9,792	0	0	0
1	**2020**	**2020 SUBTOTAL for 2020's**	**9,429**	**9,336**	**9,792**	**0**	**0**	**0**
1	2269	2030 SSA FF	102,371	116,486	122,912	0	0	0
1	**2269**	**2269 SUBTOTAL for 2269's**	**102,371**	**116,486**	**122,912**	**0**	**0**	**0**
1	2271	2075 SOLID WASTE MANAGEMENT FD	9,337	9,336	9,792	0	0	0
1	**2271**	**2271 SUBTOTAL for 2271's**	**9,337**	**9,336**	**9,792**	**0**	**0**	**0**
1	2291	2295 CIVIL REG & HLTH STATS FF	2,805,271	3,378,461	3,576,682	0	0	0
1	**2291**	**2291 SUBTOTAL for 2291's**	**2,805,271**	**3,378,461**	**3,576,682**	**0**	**0**	**0**
1	2513	2230 TRAUMA FD	44,544	59,914	62,816	0	0	0
1	**2513**	**2513 SUBTOTAL for 2513's**	**44,544**	**59,914**	**62,816**	**0**	**0**	**0**
1	3071	4610 DP&HP-TUBERCULOSIS PREVNT GRNT	83,537	86,133	90,747	0	0	0
1	**3071**	**3071 SUBTOTAL for 3071's**	**83,537**	**86,133**	**90,747**	**0**	**0**	**0**
1	3077	3103 WOMEN/INFNT/CHLD HLTH-ST OP	0	43,375	45,986	0	0	0
1	**3077**	**3077 SUBTOTAL for 3077's**	**0**	**43,375**	**45,986**	**0**	**0**	**0**
1	3098	3096 KS ERASE-MMR	23,412	23,852	25,152	0	0	0
1	3098	3098 3098 VR QUALITY IMPROVEMENT	77,568	117,035	122,981	0	0	0
1	**3098**	**3098 SUBTOTAL for 3098's**	**100,980**	**140,887**	**148,133**	**0**	**0**	**0**
1	3150	3350 BREST/CERV CNCR PRG/DET FDF	98,096	109,490	115,450	0	0	0
1	3150	3360 B&CC PRG-COMPREHENSIVE CANCER	19,151	37,358	39,332	0	0	0
1	3150	3885 COLLAB APP-CHRNC DIS-BRFSS	4,550	9,318	9,771	0	0	0
1	3150	3888 EPI/LAB CAPACITY-INFECT DIS	2,948,760	3,537,854	3,725,023	0	0	0
1	**3150**	**3150 SUBTOTAL for 3150's**	**3,070,557**	**3,694,020**	**3,889,576**	**0**	**0**	**0**
1	3284	3284 3284 SAMHSA-PROJECT LAUNCH INTV	97,444	0	0	0	0	0
1	**3284**	**3284 SUBTOTAL for 3284's**	**97,444**	**0**	**0**	**0**	**0**	**0**
1	3294	3290 SEXUAL VIOLENCE PRVNT/EDU	25,916	61,252	64,623	0	0	0
1	3294	3291 KS Adv Violence-Epi RTP	100,806	105,528	111,797	0	0	0
1	3294	3294 3294 INJURY INTERVENTION	362,651	394,848	416,347	0	0	0
1	**3294**	**3294 SUBTOTAL for 3294's**	**489,373**	**561,628**	**592,767**	**0**	**0**	**0**
1	3295	3295 3295 WATER SUPPLY FDF	4,593	0	0	0	0	0
1	**3295**	**3295 SUBTOTAL for 3295's**	**4,593**	**0**	**0**	**0**	**0**	**0**
1	3296	3296 3296 CHLDHD LEAD POISNG PRVNT PRG	46,936	104,706	110,170	0	0	0
1	**3296**	**3296 SUBTOTAL for 3296's**	**46,936**	**104,706**	**110,170**	**0**	**0**	**0**
1	3328	3310 RYAN WHITE TITLE II FDF	55,308	56,524	59,869	0	0	0
1	**3328**	**3328 SUBTOTAL for 3328's**	**55,308**	**56,524**	**59,869**	**0**	**0**	**0**
1	3329	3319 HOMELAND SECURITY/PREP	305,729	308,801	324,855	0	0	0
1	**3329**	**3329 SUBTOTAL for 3329's**	**305,729**	**308,801**	**324,855**	**0**	**0**	**0**
1	3371	3374 CSHNC PROJECT	120,039	122,269	128,953	0	0	0
1	3371	3375 KS ST SYS DEV INTV-SSDI	90,205	91,361	95,929	0	0	0
1	3371	3376 CISS-SECCESS PLANNING-ECCS	11,707	11,926	12,576	0	0	0
1	**3371**	**3371 SUBTOTAL for 3371's**	**221,951**	**225,556**	**237,458**	**0**	**0**	**0**
1	3372	3150 IMMUNIZATION GRANT FDF	329,996	336,687	353,700	0	0	0

BE-BH

406/410 series report

Dept. Name: Public Health Informatics
Agency Name: Health & Environment--Health
Agency Reporting Level: 21680
Version: 2028-A-02-00264

Date: 09/02/2026
Time: 13:39:57

Division of the Budget
KANSAS

Series	Fund Code	FUND/ACCOUNT TITLE	FY 2026 Actuals	FY 2027 Adjusted Budget Request	FY 2028 Adjusted Budget Request	null	null	null
1	**3372**	**3372 SUBTOTAL for 3372's**	**329,996**	**336,687**	**353,700**	**0**	**0**	**0**
1	3598	3598 3598 KANSAS TOBACCO CONTROL PROGRAM	53,860	102,113	107,846	0	0	0
1	**3598**	**3598 SUBTOTAL for 3598's**	**53,860**	**102,113**	**107,846**	**0**	**0**	**0**
1	3599	3599 3599 Colorectal Cancer Screening	5,239	0	0	0	0	0
1	**3599**	**3599 SUBTOTAL for 3599's**	**5,239**	**0**	**0**	**0**	**0**	**0**
1	3603	3603 3603 Dibetes&Hrt Dis &Strk Pvntn	68,173	72,840	76,621	0	0	0
1	**3603**	**3603 SUBTOTAL for 3603's**	**68,173**	**72,840**	**76,621**	**0**	**0**	**0**
1	3607	3607 3607 ALZHEIMERS ASSN INCLUSION FY19	50,409	62,811	65,952	0	0	0
1	**3607**	**3607 SUBTOTAL for 3607's**	**50,409**	**62,811**	**65,952**	**0**	**0**	**0**
1	3614	3200 PREV HLTH/HLTH SVC BLK GRT FDF	92,513	64,383	82,990	0	0	0
1	**3614**	**3614 SUBTOTAL for 3614's**	**92,513**	**64,383**	**82,990**	**0**	**0**	**0**
1	3616	3210 MAT/CHLD HLTH SVC BLK BRNT FDF	190,266	209,738	220,815	0	0	0
1	**3616**	**3616 SUBTOTAL for 3616's**	**190,266**	**209,738**	**220,815**	**0**	**0**	**0**
1	3617	3220 NATL CTR FOR HLTH STATS FDF	393,918	521,297	537,417	0	0	0
1	**3617**	**3617 SUBTOTAL for 3617's**	**393,918**	**521,297**	**537,417**	**0**	**0**	**0**
1	3641	3641 3641 Viral Hepatitis	187,328	169,927	179,570	0	0	0
1	**3641**	**3641 SUBTOTAL for 3641's**	**187,328**	**169,927**	**179,570**	**0**	**0**	**0**
1	3660	3660 3660 KS Enviro Health Capacity Prog	286,459	342,684	359,702	0	0	0
1	**3660**	**3660 SUBTOTAL for 3660's**	**286,459**	**342,684**	**359,702**	**0**	**0**	**0**
1	3670	3601 LEAD TST SCHL/CHLD CARE WATER	7,507	11,658	12,237	0	0	0
1	**3670**	**3670 SUBTOTAL for 3670's**	**7,507**	**11,658**	**12,237**	**0**	**0**	**0**
1	3704	3704 3704 FALLS PREV	3,079	0	0	0	0	0
1	**3704**	**3704 SUBTOTAL for 3704's**	**3,079**	**0**	**0**	**0**	**0**	**0**
1	3705	3705 3705 SELF-MNGMT ED FUND	5,859	0	0	0	0	0
1	**3705**	**3705 SUBTOTAL for 3705's**	**5,859**	**0**	**0**	**0**	**0**	**0**
1	3740	3521 HIV PRVNT PRJS	33,897	34,644	36,693	0	0	0
1	3740	3524 CHW HIV REACH	39,262	6,656	6,979	0	0	0
1	**3740**	**3740 SUBTOTAL for 3740's**	**73,159**	**41,300**	**43,672**	**0**	**0**	**0**
1	3755	3756 ARTHRITIS EVDNCE BS INT FD FND	11,590	0	0	0	0	0
1	**3755**	**3755 SUBTOTAL for 3755's**	**11,590**	**0**	**0**	**0**	**0**	**0**
1	3901	3901 3901 ADV HLTH EQUITY FOR DIABETE FD	51,423	64,704	67,918	0	0	0
1	**3901**	**3901 SUBTOTAL for 3901's**	**51,423**	**64,704**	**67,918**	**0**	**0**	**0**
1	3926	3926 3926 STRENGTHEN US PUBLIC HEALTH FD	450,101	435,814	460,255	0	0	0
1	**3926**	**3926 SUBTOTAL for 3926's**	**450,101**	**435,814**	**460,255**	**0**	**0**	**0**
1	3933	3933 3933 WISEWOMAN FUND	37,684	32,053	33,742	0	0	0
1	**3933**	**3933 SUBTOTAL for 3933's**	**37,684**	**32,053**	**33,742**	**0**	**0**	**0**
1	3936	3936 3936 School Based Data Collection	0	3,993	4,187	0	0	0
1	**3936**	**3936 SUBTOTAL for 3936's**	**0**	**3,993**	**4,187**	**0**	**0**	**0**
1	3939	3939 3939 Rural Hlth Transfrm FD	0	43,375	45,986	0	0	0
1	**3939**	**3939 SUBTOTAL for 3939's**	**0**	**43,375**	**45,986**	**0**	**0**	**0**
1	7311	7090 GIFTS GRNTS & DNTNS FD-HEALTH	14,125	0	0	0	0	0
1	**7311**	**7311 SUBTOTAL for 7311's**	**14,125**	**0**	**0**	**0**	**0**	**0**
1	7399	7060 UDRGRD PETRO STG TNK REL TRST	9,429	9,336	9,791	0	0	0
1	**7399**	**7399 SUBTOTAL for 7399's**	**9,429**	**9,336**	**9,791**	**0**	**0**	**0**

DRAFT

406/410 series report

Dept. Name: Public Health Informatics
Agency Name: Health & Environment--Health
Agency Reporting Level: 21680
Version: 2028-A-02-00264

Date: 09/02/2026
Time: 13:39:57

Division of the Budget
KANSAS

Series	Fund Code	FUND/ACCOUNT TITLE	FY 2026 Actuals	FY 2027 Adjusted Budget Request	FY 2028 Adjusted Budget Request	null	null	null
1	7968	8512 KPWS STATE PGM MGMT	4,836	9,335	9,791	0	0	0
1	**7968**	**7968 SUBTOTAL for 7968's**	**4,836**	**9,335**	**9,791**	**0**	**0**	**0**
		1782 TOTAL Salaries and Wages	**9,983,070**	**11,475,998**	**12,108,830**	**0**	**0**	**0**
2	1000	0270 OP EXP-INCLD OFF HOS-HLTH	33,310	36,746	36,607	0	0	0
2	1000	0670 Lyme Disease Prevention & Research	9,216	28,445	26,871	0	0	0
2	1000	0680 TOBACCO CESSATION PROGRAM	39	0	0	0	0	0
2	1000	1720 State Trauma Fund	945	0	0	0	0	0
2	**1000**	**1000 SUBTOTAL for 1000's**	**43,510**	**65,191**	**63,478**	**0**	**0**	**0**
2	2269	2030 SSA FF	130,407	139,995	140,395	0	0	0
2	**2269**	**2269 SUBTOTAL for 2269's**	**130,407**	**139,995**	**140,395**	**0**	**0**	**0**
2	2291	2295 CIVIL REG & HLTH STATS FF	2,036,793	2,039,011	2,039,011	0	0	0
2	**2291**	**2291 SUBTOTAL for 2291's**	**2,036,793**	**2,039,011**	**2,039,011**	**0**	**0**	**0**
2	2513	2230 TRAUMA FD	5,921	5,921	5,921	0	0	0
2	**2513**	**2513 SUBTOTAL for 2513's**	**5,921**	**5,921**	**5,921**	**0**	**0**	**0**
2	2653	2320 DISTRICT CORONERS FD	449,554	449,554	449,554	0	0	0
2	**2653**	**2653 SUBTOTAL for 2653's**	**449,554**	**449,554**	**449,554**	**0**	**0**	**0**
2	2657	2330 LOC AIR QUAL CTL AUTH REG SV F	188	189	189	0	0	0
2	**2657**	**2657 SUBTOTAL for 2657's**	**188**	**189**	**189**	**0**	**0**	**0**
2	3070	3080 VENEREAL DISEASE CTRL PRJ FDF	701	702	702	0	0	0
2	**3070**	**3070 SUBTOTAL for 3070's**	**701**	**702**	**702**	**0**	**0**	**0**
2	3071	4610 DP&HP-TUBERCULOSIS PREVNT GRNT	4,598	4,600	4,600	0	0	0
2	**3071**	**3071 SUBTOTAL for 3071's**	**4,598**	**4,600**	**4,600**	**0**	**0**	**0**
2	3098	3096 KS ERASE-MMR	4,830	4,833	3,833	0	0	0
2	3098	3098 3098 VR QUALITY IMPROVEMENT	69,179	23,140	17,194	0	0	0
2	**3098**	**3098 SUBTOTAL for 3098's**	**74,009**	**27,973**	**21,027**	**0**	**0**	**0**
2	3150	3350 BREST/CERV CNCR PRG/DET FDF	5,614	5,615	4,881	0	0	0
2	3150	3360 B&CC PRG-COMPREHENSIVE CANCER	1,559	1,560	1,560	0	0	0
2	3150	3885 COLLAB APP-CHRNC DIS-BRFSS	929	930	930	0	0	0
2	3150	3888 EPI/LAB CAPACITY-INFECT DIS	2,566,519	1,276,171	1,047,774	0	0	0
2	**3150**	**3150 SUBTOTAL for 3150's**	**2,574,621**	**1,284,276**	**1,055,145**	**0**	**0**	**0**
2	3284	3284 3284 SAMHSA-PROJECT LAUNCH INTV	1,894	0	0	0	0	0
2	**3284**	**3284 SUBTOTAL for 3284's**	**1,894**	**0**	**0**	**0**	**0**	**0**
2	3294	3291 KS Adv Violence-Epi RTP	17,889	18,073	18,073	0	0	0
2	3294	3294 3294 INJURY INTERVENTION	100,454	100,551	80,551	0	0	0
2	**3294**	**3294 SUBTOTAL for 3294's**	**118,343**	**118,624**	**98,624**	**0**	**0**	**0**
2	3296	3296 3296 CHLDHD LEAD POISNG PRVNT PRG	265,666	310,946	310,946	0	0	0
2	**3296**	**3296 SUBTOTAL for 3296's**	**265,666**	**310,946**	**310,946**	**0**	**0**	**0**
2	3328	3310 RYAN WHITE TITLE II FDF	1,452	1,453	1,453	0	0	0
2	**3328**	**3328 SUBTOTAL for 3328's**	**1,452**	**1,453**	**1,453**	**0**	**0**	**0**
2	3329	3319 HOMELAND SECURITY/PREP	183,793	156,769	140,630	0	0	0
2	**3329**	**3329 SUBTOTAL for 3329's**	**183,793**	**156,769**	**140,630**	**0**	**0**	**0**
2	3371	3374 CSHNC PROJECT	18,349	13,255	13,153	0	0	0
2	3371	3376 CISS-SECCESS PLANNING-ECCS	1,027	1,127	1,127	0	0	0
2	**3371**	**3371 SUBTOTAL for 3371's**	**19,376**	**14,382**	**14,280**	**0**	**0**	**0**
2	3372	3150 IMMUNIZATION GRANT FDF	76,392	76,396	76,396	0	0	0

BEFORE

406/410 series report

Dept. Name: Public Health Informatics
Agency Name: Health & Environment--Health
Agency Reporting Level: 21680
Version: 2028-A-02-00264

Date: 09/02/2026
Time: 13:39:57

Division of the Budget
KANSAS

Series	Fund Code	FUND/ACCOUNT TITLE	FY 2026 Actuals	FY 2027 Adjusted Budget Request	FY 2028 Adjusted Budget Request	null	null	null
2	**3372**	**3372 SUBTOTAL for 3372's**	**76,392**	**76,396**	**76,396**	**0**	**0**	**0**
2	3598	3598 3598 KANSAS TOBACCO CONTROL PROGRAM	2,341	0	0	0	0	0
2	**3598**	**3598 SUBTOTAL for 3598's**	**2,341**	**0**	**0**	**0**	**0**	**0**
2	3602	3606 PH CRISIS-COVID 19	164,675	164,573	20,573	0	0	0
2	**3602**	**3602 SUBTOTAL for 3602's**	**164,675**	**164,573**	**20,573**	**0**	**0**	**0**
2	3603	3603 3603 Dibetes&Hrt Dis &Strk Pvntn	29,608	29,608	29,508	0	0	0
2	**3603**	**3603 SUBTOTAL for 3603's**	**29,608**	**29,608**	**29,508**	**0**	**0**	**0**
2	3607	3607 3607 ALZHEIMERS ASSN INCLUSION FY19	345	339	339	0	0	0
2	**3607**	**3607 SUBTOTAL for 3607's**	**345**	**339**	**339**	**0**	**0**	**0**
2	3614	3200 PREV HLTH/HLTH SVC BLK GRT FDF	993	989	989	0	0	0
2	**3614**	**3614 SUBTOTAL for 3614's**	**993**	**989**	**989**	**0**	**0**	**0**
2	3616	3210 MAT/CHLD HLTH SVC BLK BRNT FDF	27,622	29,569	29,570	0	0	0
2	**3616**	**3616 SUBTOTAL for 3616's**	**27,622**	**29,569**	**29,570**	**0**	**0**	**0**
2	3617	3220 NATL CTR FOR HLTH STATS FDF	10,183	10,000	10,000	0	0	0
2	**3617**	**3617 SUBTOTAL for 3617's**	**10,183**	**10,000**	**10,000**	**0**	**0**	**0**
2	3641	3641 3641 Viral Hepatitis	1,161	0	0	0	0	0
2	**3641**	**3641 SUBTOTAL for 3641's**	**1,161**	**0**	**0**	**0**	**0**	**0**
2	3660	3660 3660 KS Enviro Health Capacity Prog	157,350	154,812	154,914	0	0	0
2	**3660**	**3660 SUBTOTAL for 3660's**	**157,350**	**154,812**	**154,914**	**0**	**0**	**0**
2	3704	3704 3704 FALLS PREV	25	0	0	0	0	0
2	**3704**	**3704 SUBTOTAL for 3704's**	**25**	**0**	**0**	**0**	**0**	**0**
2	3705	3705 3705 SELF-MNGMT ED FUND	25	0	0	0	0	0
2	**3705**	**3705 SUBTOTAL for 3705's**	**25**	**0**	**0**	**0**	**0**	**0**
2	3740	3521 HIV PRVNT PRJS	6,930	7,210	7,210	0	0	0
2	**3740**	**3740 SUBTOTAL for 3740's**	**6,930**	**7,210**	**7,210**	**0**	**0**	**0**
2	3901	3901 3901 ADV HLTH EQUITY FOR DIABETE FD	5,136	5,030	5,030	0	0	0
2	**3901**	**3901 SUBTOTAL for 3901's**	**5,136**	**5,030**	**5,030**	**0**	**0**	**0**
2	3926	3926 3926 STRENGTHEN US PUBLIC HEALTH FD	576,888	576,890	576,890	0	0	0
2	**3926**	**3926 SUBTOTAL for 3926's**	**576,888**	**576,890**	**576,890**	**0**	**0**	**0**
2	3933	3933 3933 WISEWOMAN FUND	941	942	942	0	0	0
2	**3933**	**3933 SUBTOTAL for 3933's**	**941**	**942**	**942**	**0**	**0**	**0**
2	7311	7090 GIFTS GRNTS & DNTNS FD-HEALTH	10,662	1,535	0	0	0	0
2	**7311**	**7311 SUBTOTAL for 7311's**	**10,662**	**1,535**	**0**	**0**	**0**	**0**
		2202 TOTAL Contractual Services	**6,982,103**	**5,677,479**	**5,258,316**	**0**	**0**	**0**
3	1000	0270 OP EXP-INCLD OFF HOS-HLTH	347	240	240	0	0	0
3	1000	0670 Lyme Disease Prevention & Research	1,067	0	3,000	0	0	0
3	**1000**	**1000 SUBTOTAL for 1000's**	**1,414**	**240**	**3,240**	**0**	**0**	**0**
3	2269	2030 SSA FF	209	107	107	0	0	0
3	**2269**	**2269 SUBTOTAL for 2269's**	**209**	**107**	**107**	**0**	**0**	**0**
3	2291	2295 CIVIL REG & HLTH STATS FF	69,158	69,288	69,288	0	0	0
3	**2291**	**2291 SUBTOTAL for 2291's**	**69,158**	**69,288**	**69,288**	**0**	**0**	**0**
3	2513	2230 TRAUMA FD	100	100	100	0	0	0
3	**2513**	**2513 SUBTOTAL for 2513's**	**100**	**100**	**100**	**0**	**0**	**0**
3	3071	4610 DP&HP-TUBERCULOSIS PREVNT GRNT	671	671	671	0	0	0

DRAFT

406/410 series report

Dept. Name: Public Health Informatics
Agency Name: Health & Environment--Health
Agency Reporting Level: 21680
Version: 2028-A-02-00264

Date: 09/02/2026
Time: 13:39:57

Division of the Budget
KANSAS

Series	Fund Code	FUND/ACCOUNT TITLE	FY 2026 Actuals	FY 2027 Adjusted Budget Request	FY 2028 Adjusted Budget Request	null	null	null
3	**3071**	**3071 SUBTOTAL for 3071's**	**671**	**671**	**671**	**0**	**0**	**0**
3	3098	3098 3098 VR QUALITY IMPROVEMENT	4,046	0	0	0	0	0
3	**3098**	**3098 SUBTOTAL for 3098's**	**4,046**	**0**	**0**	**0**	**0**	**0**
3	3150	3350 BREST/CERV CNCR PRG/DET FDF	180	181	181	0	0	0
3	3150	3888 EPI/LAB CAPACITY-INFECT DIS	49,953	8,131	8,968	0	0	0
3	**3150**	**3150 SUBTOTAL for 3150's**	**50,133**	**8,312**	**9,149**	**0**	**0**	**0**
3	3284	3284 3284 SAMHSA-PROJECT LAUNCH INTV	51	0	0	0	0	0
3	**3284**	**3284 SUBTOTAL for 3284's**	**51**	**0**	**0**	**0**	**0**	**0**
3	3294	3294 3294 INJURY INTERVENTION	566	567	567	0	0	0
3	**3294**	**3294 SUBTOTAL for 3294's**	**566**	**567**	**567**	**0**	**0**	**0**
3	3296	3296 3296 CHLDHD LEAD POISNG PRVNT PRG	344	344	344	0	0	0
3	**3296**	**3296 SUBTOTAL for 3296's**	**344**	**344**	**344**	**0**	**0**	**0**
3	3328	3310 RYAN WHITE TITLE II FDF	500	500	500	0	0	0
3	**3328**	**3328 SUBTOTAL for 3328's**	**500**	**500**	**500**	**0**	**0**	**0**
3	3329	3319 HOMELAND SECURITY/PREP	704	0	0	0	0	0
3	**3329**	**3329 SUBTOTAL for 3329's**	**704**	**0**	**0**	**0**	**0**	**0**
3	3371	3374 CSHNC PROJECT	217	218	218	0	0	0
3	**3371**	**3371 SUBTOTAL for 3371's**	**217**	**218**	**218**	**0**	**0**	**0**
3	3372	3150 IMMUNIZATION GRANT FDF	1,200	1,200	1,200	0	0	0
3	**3372**	**3372 SUBTOTAL for 3372's**	**1,200**	**1,200**	**1,200**	**0**	**0**	**0**
3	3603	3603 3603 Dibetes&Hrt Dis &Strk Pvntn	100	100	100	0	0	0
3	**3603**	**3603 SUBTOTAL for 3603's**	**100**	**100**	**100**	**0**	**0**	**0**
3	3614	3200 PREV HLTH/HLTH SVC BLK GRT FDF	120	120	120	0	0	0
3	**3614**	**3614 SUBTOTAL for 3614's**	**120**	**120**	**120**	**0**	**0**	**0**
3	3616	3210 MAT/CHLD HLTH SVC BLK BRNT FDF	559	559	559	0	0	0
3	**3616**	**3616 SUBTOTAL for 3616's**	**559**	**559**	**559**	**0**	**0**	**0**
3	3660	3660 3660 KS Enviro Health Capacity Prog	4,112	4,112	4,112	0	0	0
3	**3660**	**3660 SUBTOTAL for 3660's**	**4,112**	**4,112**	**4,112**	**0**	**0**	**0**
3	3740	3521 HIV PRVNT PRJS	200	200	200	0	0	0
3	**3740**	**3740 SUBTOTAL for 3740's**	**200**	**200**	**200**	**0**	**0**	**0**
3	3901	3901 3901 ADV HLTH EQUITY FOR DIABETE FD	26	0	0	0	0	0
3	**3901**	**3901 SUBTOTAL for 3901's**	**26**	**0**	**0**	**0**	**0**	**0**
3	7311	7090 GIFTS GRNTS & DNTNS FD-HEALTH	165	0	0	0	0	0
3	**7311**	**7311 SUBTOTAL for 7311's**	**165**	**0**	**0**	**0**	**0**	**0**
		2432 TOTAL Commodities	**134,595**	**86,638**	**90,475**	**0**	**0**	**0**
4	1000	0270 OP EXP-INCLD OFF HOS-HLTH	289	289	289	0	0	0
4	**1000**	**1000 SUBTOTAL for 1000's**	**289**	**289**	**289**	**0**	**0**	**0**
4	2291	2295 CIVIL REG & HLTH STATS FF	4,906	4,908	4,908	0	0	0
4	**2291**	**2291 SUBTOTAL for 2291's**	**4,906**	**4,908**	**4,908**	**0**	**0**	**0**
4	3150	3350 BREST/CERV CNCR PRG/DET FDF	490	490	490	0	0	0
4	3150	3888 EPI/LAB CAPACITY-INFECT DIS	1,627	329	329	0	0	0
4	**3150**	**3150 SUBTOTAL for 3150's**	**2,117**	**819**	**819**	**0**	**0**	**0**
4	3616	3210 MAT/CHLD HLTH SVC BLK BRNT FDF	3,330	3,330	3,330	0	0	0
4	**3616**	**3616 SUBTOTAL for 3616's**	**3,330**	**3,330**	**3,330**	**0**	**0**	**0**

DRAFT

406/410 series report

Dept. Name: Public Health Informatics
Agency Name: Health & Environment--Health
Agency Reporting Level: 21680
Version: 2028-A-02-00264

Date: 09/02/2026
Time: 13:39:57

Division of the Budget
KANSAS

Series	Fund Code	FUND/ACCOUNT TITLE	FY 2026 Actuals	FY 2027 Adjusted Budget Request	FY 2028 Adjusted Budget Request	null	null	null
4	3660	3660 3660 KS Enviro Health Capacity Prog	1,192	1,192	1,192	0	0	0
4	**3660**	**3660 SUBTOTAL for 3660's**	**1,192**	**1,192**	**1,192**	**0**	**0**	**0**
		2492 TOTAL Capital Outlay	**11,834**	**10,538**	**10,538**	**0**	**0**	**0**
8	3150	3888 EPI/LAB CAPACITY-INFECT DIS	38,000	0	0	0	0	0
8	**3150**	**3150 SUBTOTAL for 3150's**	**38,000**	**0**	**0**	**0**	**0**	**0**
		2502 TOTAL Aid to Locals	**38,000**	**0**	**0**	**0**	**0**	**0**
9	3755	3756 ARTHRITIS EVDNCE BS INT FD FND	25,000	0	0	0	0	0
9	**3755**	**3755 SUBTOTAL for 3755's**	**25,000**	**0**	**0**	**0**	**0**	**0**
		2512 TOTAL Other Assistance	**25,000**	**0**	**0**	**0**	**0**	**0**
92	2269	2030 SSA FF	26,899	25,987	27,345	0	0	0
92	**2269**	**2269 SUBTOTAL for 2269's**	**26,899**	**25,987**	**27,345**	**0**	**0**	**0**
92	2291	2295 CIVIL REG & HLTH STATS FF	1,344,436	1,213,891	1,257,576	0	0	0
92	**2291**	**2291 SUBTOTAL for 2291's**	**1,344,436**	**1,213,891**	**1,257,576**	**0**	**0**	**0**
92	3098	3098 3098 VR QUALITY IMPROVEMENT	23,678	34,825	34,825	0	0	0
92	**3098**	**3098 SUBTOTAL for 3098's**	**23,678**	**34,825**	**34,825**	**0**	**0**	**0**
92	3150	3888 EPI/LAB CAPACITY-INFECT DIS	257,442	810,961	835,276	0	0	0
92	**3150**	**3150 SUBTOTAL for 3150's**	**257,442**	**810,961**	**835,276**	**0**	**0**	**0**
92	3294	3291 KS Adv Violence-Epi RTP	20,680	24,515	25,763	0	0	0
92	**3294**	**3294 SUBTOTAL for 3294's**	**20,680**	**24,515**	**25,763**	**0**	**0**	**0**
92	3296	3296 3296 CHLDHD LEAD POISNG PRVNT PRG	23,626	82,783	83,871	0	0	0
92	**3296**	**3296 SUBTOTAL for 3296's**	**23,626**	**82,783**	**83,871**	**0**	**0**	**0**
92	3329	3319 HOMELAND SECURITY/PREP	27,350	92,648	92,632	0	0	0
92	**3329**	**3329 SUBTOTAL for 3329's**	**27,350**	**92,648**	**92,632**	**0**	**0**	**0**
92	3371	3375 KS ST SYS DEV INTV-SSDI	12,313	8,639	4,071	0	0	0
92	**3371**	**3371 SUBTOTAL for 3371's**	**12,313**	**8,639**	**4,071**	**0**	**0**	**0**
92	3641	3641 3641 Viral Hepatitis	37,894	33,815	35,734	0	0	0
92	**3641**	**3641 SUBTOTAL for 3641's**	**37,894**	**33,815**	**35,734**	**0**	**0**	**0**
92	3660	3660 3660 KS Enviro Health Capacity Prog	51,702	100,057	103,443	0	0	0
92	**3660**	**3660 SUBTOTAL for 3660's**	**51,702**	**100,057**	**103,443**	**0**	**0**	**0**
92	3670	3601 LEAD TST SCHL/CHLD CARE WATER	0	2,320	2,435	0	0	0
92	**3670**	**3670 SUBTOTAL for 3670's**	**0**	**2,320**	**2,435**	**0**	**0**	**0**
92	3755	3756 ARTHRITIS EVDNCE BS INT FD FND	1,159	0	0	0	0	0
92	**3755**	**3755 SUBTOTAL for 3755's**	**1,159**	**0**	**0**	**0**	**0**	**0**
		2632 TOTAL Non-Expense Items	**1,827,179**	**2,430,441**	**2,502,971**	**0**	**0**	**0**
		2632 TOTAL All Funds	**19,001,781**	**19,681,094**	**19,971,130**	**0**	**0**	**0**

DRAFT

406/410 series report

Dept. Name: Public Health Informatics
Agency Name: Health & Environment--Health
Agency Reporting Level: 21680
Version: 2028-A-02-00264

Date: 09/02/2026
Time: 13:39:57

Division of the Budget
KANSAS

Fund Code	FUND/ACCOUNT TITLE	FY 2026 Actuals	FY 2027 Adjusted Budget Request	FY 2028 Adjusted Budget Request	null	null	null
0270	OP EXP-INCLD OFF HOS-HLTH	64,614	68,557	70,266	0	0	0
0670	Lyme Disease Prevention & Research	142,152	143,950	151,824	0	0	0
0680	TOBACCO CESSATION PROGRAM	46,259	0	0	0	0	0
1720	State Trauma Fund	945	0	0	0	0	0
1000	**SUBTOTAL STATE GENERAL FUND**	**253,970**	**212,507**	**222,090**	**0**	**0**	**0**
2830	AIR QUALITY FF	9,429	9,336	9,792	0	0	0
2020	**SUBTOTAL AIR QUALITY FF**	**9,429**	**9,336**	**9,792**	**0**	**0**	**0**
2030	SSA FF	259,886	282,575	290,759	0	0	0
2269	**SUBTOTAL SSA FF**	**259,886**	**282,575**	**290,759**	**0**	**0**	**0**
2075	SOLID WASTE MANAGEMENT FD	9,337	9,336	9,792	0	0	0
2271	**SUBTOTAL SOLID WASTE MANAGEMENT FD**	**9,337**	**9,336**	**9,792**	**0**	**0**	**0**
2295	CIVIL REG & HLTH STATS FF	6,260,564	6,705,559	6,947,465	0	0	0
2291	**SUBTOTAL CIVIL REG & HLTH STATS FF**	**6,260,564**	**6,705,559**	**6,947,465**	**0**	**0**	**0**
2230	TRAUMA FD	50,565	65,935	68,837	0	0	0
2513	**SUBTOTAL TRAUMA FD**	**50,565**	**65,935**	**68,837**	**0**	**0**	**0**
2320	DISTRICT CORONERS FD	449,554	449,554	449,554	0	0	0
2653	**SUBTOTAL DISTRICT CORONERS FD**	**449,554**	**449,554**	**449,554**	**0**	**0**	**0**
2330	LOC AIR QUAL CTL AUTH REG SV F	188	189	189	0	0	0
2657	**SUBTOTAL LOC AIR QUAL CTL AUTH REG SV F**	**188**	**189**	**189**	**0**	**0**	**0**
3080	VENEREAL DISEASE CTRL PRJ FDF	701	702	702	0	0	0
3070	**SUBTOTAL 93.977-PRVNT HLT-SXLY TRNS DIS**	**701**	**702**	**702**	**0**	**0**	**0**
4610	DP&HP-TUBERCULOSIS PREVNT GRNT	88,806	91,404	96,018	0	0	0
3071	**SUBTOTAL TUBRC CTL GRT/COOP AGR**	**88,806**	**91,404**	**96,018**	**0**	**0**	**0**
3103	WOMEN/INFNT/CHLD HLTH-ST OP	0	43,375	45,986	0	0	0
3077	**SUBTOTAL 10.557-SPC SUP NUTR-WM/INF/CHD**	**0**	**43,375**	**45,986**	**0**	**0**	**0**
3096	KS ERASE-MMR	28,242	28,685	28,985	0	0	0
3098	VR QUALITY IMPROVEMENT	174,471	175,000	175,000	0	0	0
3098	**SUBTOTAL VR QUALITY IMPROVEMENT**	**202,713**	**203,685**	**203,985**	**0**	**0**	**0**
3350	BREST/CERV CNCR PRG/DET FDF	104,380	115,776	121,002	0	0	0
3360	B&CC PRG-COMPREHENSIVE CANCER	20,710	38,918	40,892	0	0	0
3885	COLLAB APP-CHRNC DIS-BRFSS	5,479	10,248	10,701	0	0	0
3888	EPI/LAB CAPACITY-INFECT DIS	5,862,301	5,633,446	5,617,370	0	0	0
3150	**SUBTOTAL 93.283-DIS CTL/PVTN-INV/TCH AS**	**5,992,870**	**5,798,388**	**5,789,965**	**0**	**0**	**0**

BE DIT

406/410 series report

Dept. Name: Public Health Informatics
Agency Name: Health & Environment--Health
Agency Reporting Level: 21680
Version: 2028-A-02-00264

Date: 09/02/2026
Time: 13:39:57

Division of the Budget
KANSAS

Fund Code	FUND/ACCOUNT TITLE	FY 2026 Actuals	FY 2027 Adjusted Budget Request	FY 2028 Adjusted Budget Request	null	null	null
3284	SAMHSA-PROJECT LAUNCH INTV	99,389	0	0	0	0	0
3284	**SUBTOTAL SUB ABS/MNTL HLTH SVC**	**99,389**	**0**	**0**	**0**	**0**	**0**
3290	SEXUAL VIOLENCE PRVNT/EDU	25,916	61,252	64,623	0	0	0
3291	KS Adv Violence-Epi RTP	139,375	148,116	155,633	0	0	0
3294	INJURY INTERVENTION	463,671	495,966	497,465	0	0	0
3294	**SUBTOTAL INJY PRVTN/CTL RSCH-COM**	**628,962**	**705,334**	**717,721**	**0**	**0**	**0**
3295	WATER SUPPLY FDF	4,593	0	0	0	0	0
3295	**SUBTOTAL 66.605-PERFORM PRTNRSHP GRTS**	**4,593**	**0**	**0**	**0**	**0**	**0**
3296	CHLDHD LEAD POISNG PRVNT PRG	336,572	498,779	505,331	0	0	0
3296	**SUBTOTAL CHLD LEAD POISONG PRVNT**	**336,572**	**498,779**	**505,331**	**0**	**0**	**0**
3310	RYAN WHITE TITLE II FDF	57,260	58,477	61,822	0	0	0
3328	**SUBTOTAL 93.917-HIV CARE FORMULA GRANT**	**57,260**	**58,477**	**61,822**	**0**	**0**	**0**
3319	HOMELAND SECURITY/PREP	517,576	558,218	558,117	0	0	0
3329	**SUBTOTAL PUB HLTH EMER PREP**	**517,576**	**558,218**	**558,117**	**0**	**0**	**0**
3374	CSHNC PROJECT	138,605	135,742	142,324	0	0	0
3375	KS ST SYS DEV INTV-SSDI	102,518	100,000	100,000	0	0	0
3376	CISS-SECCESS PLANNING-ECCS	12,734	13,053	13,703	0	0	0
3371	**SUBTOTAL MATRNL/CHLD HLTH CONSLD**	**253,857**	**248,795**	**256,027**	**0**	**0**	**0**
3150	IMMUNIZATION GRANT FDF	407,588	414,283	431,296	0	0	0
3372	**SUBTOTAL 93.268-IMMUNIZATION GRNT**	**407,588**	**414,283**	**431,296**	**0**	**0**	**0**
3598	KANSAS TOBACCO CONTROL PROGRAM	56,201	102,113	107,846	0	0	0
3598	**SUBTOTAL KANSAS TOBACCO CONTROL PROGRAM**	**56,201**	**102,113**	**107,846**	**0**	**0**	**0**
3599	Colorectal Cancer Screening	5,239	0	0	0	0	0
3599	**SUBTOTAL Colorectal Cancer Screening**	**5,239**	**0**	**0**	**0**	**0**	**0**
3606	PH CRISIS-COVID 19	164,675	164,573	20,573	0	0	0
3602	**SUBTOTAL Public Hlth Crisis Rspnse Fund**	**164,675**	**164,573**	**20,573**	**0**	**0**	**0**
3603	Dibetes&Hrt Dis &Strk Pvntn	97,881	102,548	106,229	0	0	0
3603	**SUBTOTAL Dibetes&HRT Dis&Stroke Pvntn**	**97,881**	**102,548**	**106,229**	**0**	**0**	**0**
3607	ALZHEIMERS ASSN INCLUSION FY19	50,754	63,150	66,291	0	0	0
3607	**SUBTOTAL ALZHEIMERS ASSN INCLUSION FUND**	**50,754**	**63,150**	**66,291**	**0**	**0**	**0**

BE.DIT

406/410 series report

Dept. Name: Public Health Informatics
Agency Name: Health & Environment--Health
Agency Reporting Level: 21680
Version: 2028-A-02-00264

Date: 09/02/2026
Time: 13:39:57

Division of the Budget
KANSAS

Fund Code	FUND/ACCOUNT TITLE	FY 2026 Actuals	FY 2027 Adjusted Budget Request	FY 2028 Adjusted Budget Request	null	null	null
3200	PREV HLTH/HLTH SVC BLK GRT FDF	93,626	65,492	84,099	0	0	0
3614	**SUBTOTAL 93.991-PRVNT HLTH/HLTH SVC BLK**	**93,626**	**65,492**	**84,099**	**0**	**0**	**0**
3210	MAT/CHLD HLTH SVC BLK BRNT FDF	221,777	243,196	254,274	0	0	0
3616	**SUBTOTAL 93.994-MATRNL/CHLD HLTH SVC**	**221,777**	**243,196**	**254,274**	**0**	**0**	**0**
3220	NATL CTR FOR HLTH STATS FDF	404,101	531,297	547,417	0	0	0
3617	**SUBTOTAL 99.007-NATL CTR FOR HLTH STAT**	**404,101**	**531,297**	**547,417**	**0**	**0**	**0**
3641	Viral Hepatitis	226,383	203,742	215,304	0	0	0
3641	**SUBTOTAL - ADLT VRL HPTTS PRVTN AND CNTR**	**226,383**	**203,742**	**215,304**	**0**	**0**	**0**
3660	KS Enviro Health Capacity Prog	500,815	602,857	623,363	0	0	0
3660	**SUBTOTAL KS Enviro Health Capacity Prog**	**500,815**	**602,857**	**623,363**	**0**	**0**	**0**
3601	LEAD TST SCHL/CHLD CARE WATER	7,507	13,978	14,672	0	0	0
3670	**SUBTOTAL LEAD TST SCHL/CHLD CARE WATER**	**7,507**	**13,978**	**14,672**	**0**	**0**	**0**
3704	FALLS PREV	3,104	0	0	0	0	0
3704	**SUBTOTAL FALLS PREV**	**3,104**	**0**	**0**	**0**	**0**	**0**
3705	SELF-MNGMT ED FUND	5,884	0	0	0	0	0
3705	**SUBTOTAL SELF-MNGMT ED FUND**	**5,884**	**0**	**0**	**0**	**0**	**0**
3521	HIV PRVNT PRJS	41,027	42,054	44,103	0	0	0
3524	CHW HIV REACH	39,262	6,656	6,979	0	0	0
3740	**SUBTOTAL 93.940-HIV PRVTN ACT-HLTH DEPT**	**80,289**	**48,710**	**51,082**	**0**	**0**	**0**
3756	ARTHRITIS EVDNCE BS INT FD FND	37,749	0	0	0	0	0
3755	**SUBTOTAL ARTHRITIS EVDNCE BS INT FD FND**	**37,749**	**0**	**0**	**0**	**0**	**0**
3901	ADV HLTH EQUITY FOR DIABETE FD	56,585	69,734	72,948	0	0	0
3901	**SUBTOTAL ADV HLTH EQUITY FOR DIABETE FD**	**56,585**	**69,734**	**72,948**	**0**	**0**	**0**
3926	STRENGTHEN US PUBLIC HEALTH FD	1,026,989	1,012,704	1,037,145	0	0	0
3926	**SUBTOTAL STRENGTHEN US PUBLIC HEALTH FD**	**1,026,989**	**1,012,704**	**1,037,145**	**0**	**0**	**0**
3933	WISEWOMAN FUND	38,625	32,995	34,684	0	0	0
3933	**SUBTOTAL WISEWOMAN FUND**	**38,625**	**32,995**	**34,684**	**0**	**0**	**0**
3936	School Based Data Collection	0	3,993	4,187	0	0	0

BEDIT

406/410 series report

Dept. Name: Public Health Informatics
Agency Name: Health & Environment--Health
Agency Reporting Level: 21680
Version: 2028-A-02-00264

Date: 09/02/2026
Time: 13:39:57

Division of the Budget
KANSAS

Fund Code	FUND/ACCOUNT TITLE	FY 2026 Actuals	FY 2027 Adjusted Budget Request	FY 2028 Adjusted Budget Request	null	null	null
3936	**SUBTOTAL School Based Data Collection**	**0**	**3,993**	**4,187**	**0**	**0**	**0**
3939	Rural Hlth Transfrm FD	0	43,375	45,986	0	0	0
3939	**SUBTOTAL Rural Hlth Transfrm FD**	**0**	**43,375**	**45,986**	**0**	**0**	**0**
7090	GIFTS GRNTS & DNTNS FD-HEALTH	24,952	1,535	0	0	0	0
7311	**SUBTOTAL GIFTS GRNTS & DNTNS FD-HEALTH**	**24,952**	**1,535**	**0**	**0**	**0**	**0**
7060	UDRGRD PETRO STG TNK REL TRST	9,429	9,336	9,791	0	0	0
7399	**SUBTOTAL UNDGRD PETR STRG TNK REL TRT F**	**9,429**	**9,336**	**9,791**	**0**	**0**	**0**
8512	KPWS STATE PGM MGMT	4,836	9,335	9,791	0	0	0
7968	**SUBTOTAL KPWS REVOLVING FUND**	**4,836**	**9,335**	**9,791**	**0**	**0**	**0**
3434	**TOTAL MEANS OF FUNDING**	**19,001,781**	**19,681,094**	**19,971,130**	**0**	**0**	**0**

BEPHI

Overview of Program

Mission: To provide accurate and timely analytical information to benefit public health and to assure the quality of statewide laboratory services through certification and improvement programs.

Kansas Health and Environmental Laboratories (KHEL or Office of Laboratory Services) maintains a professional staff of scientists and technicians that conduct chemical, biological, and toxicological analyses of clinical specimens and environmental samples to accomplish this mission. These analyses provide diagnostic, epidemiological, and environmental assessment information necessary for the operation of public health and environmental programs of KDHE to reduce the incidence of disease and adverse health conditions. Certification and laboratory improvement surveys are performed for regulated health, environmental, and law enforcement laboratories.

The statutes relating to laboratory testing include KSA 65-157, requiring testing of drinking water; KSA 2000 Supp. 65-153f, requiring prenatal tests; and KSA 65-674 and 65-677, which provide for chemical analyses of food, drugs, and cosmetics. The screening of newborn infants for genetic metabolic disorders is required by KSA 2000 Supp. 65-180. The authority for the Department to approve laboratories is contained in KSA 65-1,109a; 65-1,109; and 65-1,425. Radiochemistry testing is required by KSA 48-1601 et. seq. The Preparedness Program is authorized by the 2001 Patriot Act, 42 CFR Part 73.

The Laboratory Preparedness Program supports the Homeland Security mission by providing expertise in the area of chemical and biological agents that may be used for acts of terrorism or that have been spilled because of an accident or natural event, such as a flood. It also provides help during food borne illness and pandemic outbreaks. Screening of preschool age children and expectant mothers for the presence of lead and other toxic metals, which have major health effects is conducted by staff that work in the toxicology unit.

KHEL is divided into 4 sections: Environment Laboratories, Health Laboratories, Laboratory Operations, and Quality and Certifications. Laboratory Preparedness Program activities are carried out within each of these sections. The sections have operational units to carry out the mission of KHEL as follows:

Environment Laboratories

The **Environmental Chemistry Laboratory** uses advanced scientific instrumentation to conduct analyses used to ensure safe drinking water, evaluate surface water quality, and monitor the remediation and disposal of heavy metals, nutrients, pesticides, and other persistent organic and inorganic pollutants.

The **Environmental Microbiology Laboratory** monitors drinking water and its sources for the presence of disease-causing organisms using various test mediums to detect coliform bacteria (such as *E. coli*) and algal toxins. In addition to drinking water samples, the Environmental Microbiology laboratory works with the KDHE Bureau of Environmental Field Services and Bureau of Water to analyze surface waters from lakes, rivers, and streams.

The **Radiochemistry Laboratory** performs radiological testing of public drinking water samples collected within a 50-mile radius of Wolf Creek nuclear power generating station, surface water samples, and samples related to the issuance of radioactive material licenses. The laboratory also supports the Kansas nuclear emergency preparedness program and has been identified as an EPA Regional Response Laboratory for radiological events.

The **Toxicology Laboratory** analyzes public drinking water samples for per- and polyfluoroalkyl substances (PFAS), blood samples for the detection of lead in children, blood and urine samples for opioids and drugs of abuse and performs chemical threats testing as part of the chemical laboratory response network (LRN-C).

Health Laboratories

The Clinical Microbiology Laboratory provides clinical and reference microbiological services and analyses to characterize and diagnose bacteria and fungi capable of causing, foodborne outbreaks, gastrointestinal (GI) illnesses, hospital acquired infections, and tuberculosis. Early detection of these microorganisms can mitigate spread to close contacts, within communities and within health care settings. This laboratory performs antimicrobial susceptibility testing on these microorganisms when appropriate, assisting KDHE Epidemiologists with identifying unusual resistance patterns and supporting outbreak response if physicians need to pivot to prescribing alternative drugs. This laboratory also contains the BSL-3 suite, where, as the Laboratory Response Network Regional laboratory, select agent testing is performed. Additionally, any biological threat samples would be analyzed by this laboratory to assist state and federal agencies in emergency situations and investigations.

The Virology and Serology Laboratory provides clinical services and analyses to detect sexually transmitted infections and blood-borne pathogens, such as hepatis A, B, and C, syphilis, and human immunodeficiency virus (HIV). These services support KDHE Disease Intervention Specialists outreach to some of Kansas' highest at-risk populations. This laboratory also supports maternal health through antibody screens performed for Rubella IgG. This laboratory contains our vector-borne suite, designed not only for vector-borne testing, but specifically for testing emerging pathogens as BSL-2+ practices can be employed. This laboratory is the front-line of assay development and onboarding for potential new threats to Kansas (Zika, West Nile, Mpox).

The Molecular Diagnostics Laboratory provides clinical services and analyses for infectious diseases. These analyses include detection of measles and mumps DNA, which require rapid testing results for early intervention and containment of these highly contagious diseases. This laboratory also performs surveillance monitoring for influenza strains that are then shared with CDC to assist with development of the following year's vaccine. This laboratory sequences the DNA genome of viruses, bacteria, and fungi, which allows KDHE epidemiologists to track the spread of diseases with extreme granularity. Additionally, sequencing workflows are applied to wastewater surveillance performed by this laboratory, which can spot community infection trends before individuals obtain testing, serving as an early warning system for KDHE epidemiologists of infections that have not yet been reported within health care systems.

The Newborn Screening Laboratory (formerly known as the **Health Chemistry Laboratory)** screens newborn babies for potential genetic defects that can result in physical and/or cognitive health problems if not detected and treated promptly. The newborn screening laboratory tests every infant born in the state for 35 of the 37 core conditions recommended by the national American College of Medical Genetics. New conditions are constantly being considered for addition to this panel.

Laboratory Operations

The **Customer Service Unit** serves as a support group for KHEL by providing data entry, report distribution, sample accessioning, and customer service to laboratory clients. This includes supplying clients with the appropriate collection kits and providing sample collection and shipping guidance to those sending samples or specimens to the laboratory as well as receiving samples in a timely manner. This unit is also responsible for organizing and maintaining the KHEL mobile laboratory units which are utilized to support outbreak testing where large numbers of specimens or samples need to be tested or collected at one time.

The **Laboratory Information Management System (LIMS) Unit** is a team of database administrators who create and modify computer code within the laboratory's LIMS to ensure data flows seamlessly into and out of the laboratory's database. They are responsible for creating and generating reports on laboratory performance.

Quality and Certification

The **Laboratory Improvement and Certification** programs evaluate and certify regulated clinical, environmental, and breath alcohol enforcement agencies using established standards of laboratory operation and performance to maintain and improve the quality of technical and analytical data produced by all health (clinical) and physician office laboratories, environmental laboratories and law enforcement agencies in Kansas. This section also provides quality assurance support for the operational sections of KHEL.

FY 2026 Accomplishments:

1. The Biological Safety Level 3 (BSL-3) laboratory received certification from the CDC and resumed all Laboratory Response Network (LRN) testing. This laboratory had to wait to receive certification after moving into the facility in early 2025.

2. KHEL issued 143,330 reports for clinical and environmental specimens in FY26 that combined to produce over 2 million analytical results.

3. The KHEL Newborn Screening Lab started screening for two new conditions. The two new conditions are Infantile Krabbe Disease and guanidinoacetate methyltransferase (GAMT). The testing went live on March 2, 2026, and June 1, 2026, respectively.

4. KHEL started testing for the initial monitoring of public water supplies of per- and polyfluoroalkyl substances (PFAS), also known as the "forever chemicals." EPA started regulating these contaminants in April of 2024, giving public water supplies three years to come into compliance. The agency is well ahead of schedule and will have the initial monitoring phase complete in October 2026.

5. KHEL was accepted as a host site for the CDC LLS Fellow program. A CDC LLS Fellow will start their two-year work with KHEL on 8/3/2026.

6. KHEL health laboratories onboarded several new assays in fiscal year 2026, in addition to the two newborn screening conditions added. These include varicella zoster virus (VZV), *Candida auris* colonization screening, monkeypox clade II detection, and the Global Fever Special Pathogens Panel. The Global Fever Special Pathogen panel is housed in the BSL-3 laboratory and can detect 16 high-consequence infectious diseases (HCIDs) caused by bacteria, viruses, or protozoa.

7. Newborn screening staff presented three posters at the 2025 APHL Newborn Screening Symposium with one poster winning 3rd place overall. This winning poster compared PCR test results from the old laboratory at Forbes Field with those from the new laboratory on the Capitol Complex, showing improved results due to reduced contamination in the new facility.

8. The biological threats and chemical threats team completed agency drills in February and March of 2026 demonstrating readiness and the teams' capacity to respond to biological and chemical threats.

9. FIFA World Cup preparation. KHEL onboarded several additional targets to monitor in wastewater, some of which were bacterial, which required the establishment of a new processing workflow. KHEL hosted four CDC lab-aids to support the expansion of wastewater targets and the acceptable temperature range for measles and syphilis testing.

10. KHEL migrated the annual application process for the breath alcohol program (BAP). Previously, the application was mailed in or completed on pdf and emailed to the program.

11. The breath alcohol program was awarded a significant grant from KDOT to cover instrument repairs and the shipping of those instruments to KHEL and back. Previously, the law enforcement agencies were responsible for those costs.

12. Established a direct connection between the Laboratory Information Management System (LIMS) and the Maldi-ToF instrument. This is the second instrument KHEL has directly connected to its LIMS, and it was a collaborative effort among KHEL, IT, and this vendor. This is a great step toward automation, connectivity, and data security.

13. KHEL onboarded whole genomic sequencing for *C. auris* and is uploading results directly to the National Center for Biotechnology Information (NCBI).

Goal #1: Protect the health and environment of all Kansas citizens through accurate and timely analytical testing. In order to provide accurate and timely analytical data, laboratory processes must be highly efficient and effective. Accurate and rapid test results enable both health and environmental professionals to make informed decisions. The laboratory provides data to aid in infectious disease and food borne illness outbreaks. Environmental test results help protect the public's drinking water and can give vital information that can be used to support environmental assessments and spill investigations. The laboratory can quickly and effectively analyze for specific agents used in a terrorist act and thus provide the data necessary for taking appropriate actions.

Objective #1: Provide ongoing and cross training for staff**.** Proper training of staff is essential to the productivity of the laboratory. Cross training allows more than one individual to be able to conduct testing thus allowing for flexibility and less interruptions in analyses due to employee absences or vacancies.

Strategies for Objective #1:

1. Implement succession planning, training, and mentoring opportunities.

2. Ensure that staff are cross trained in multiple methods and that each method has multiple staff that can perform it.
3. Train staff on laboratory processes, systems, and advanced scientific technologies.
4. Attend professional association meetings for advanced learning opportunities and trainings.

OUTCOME MEASURES

	Actual 2024	Actual 2025	Actual 2026	Estimated 2027	Estimated 2028
% of staff cross-trained on more than 1 method.	88.6	91.2	91.0	95.0	95.0

OUTPUT MEASURES

	Actual 2024	Actual 2025	Actual 2026	Estimated 2027	Estimated 2028
% of methods that have > 1 staff member trained	91.2	96.4	98.3	95.0	95.0

Objective #2: Provide and develop systems that increases the efficiency of processing analytical data and reporting that data to the end users/clients. This includes electronic information management systems capable of electronic data transfer and verification.

Strategies for Objective #2:

1. Utilize a Laboratory Information Management System (LIMS).
2. Identify and maintain funding for the long-term maintenance and support for the LIMS.
3. Track the time required for tests to be performed and results reported to clients.

Measure: Number of days elapsed between receipt and final report.

OUTCOME MEASURES

	Actual 2024	Actual 2025	Actual 2026	Estimated 2027	Estimated 2028
Turn-around-time (TAT) for Health testing*	4.3 days	5.1 days	3.0 days	4.0 days	4.0 days
Turn-around-time (TAT) for Environmental testing*	8.5 days	4.9 days	5.2 days	7.0 days	7.0 days

* The turnaround time presented is a consolidated value and does not represent the performance or goals for individual tests.

OUTPUT MEASURES

	Actual 2024	Actual 2025	Actual 2026	Estimated 2027	Estimated 2028
# of samples tested (clinical and environmental)	163,454	154,196	158,349	150,000	150,000

Goal #2: Meet the Core Requirements for the Laboratory System. The National Public Health Performance Standards Program (NPHPSP) was formed by seven organizations, including the Centers for Disease Control and Prevention to strengthen the public health systems in the nation. NPHPSP has developed a performance assessment-rating tool, which outlines ten essential public health services which every laboratory should strive to achieve.

Objective #1: Provide laboratory results to assist in the diagnosis, control, treatment, and prevention of diseases of significant public health impact and environmental protection in Kansas. Provide comprehensive analytical information necessary for effective public health and environmental decisions in Kansas.

Strategies for Objective #1:

1. Utilize industry standard analytical technologies to obtain accurate test results at minimal cost.
2. Utilize highly trained staff and state-of-the-art instrumentation to achieve optimal efficiency.
3. Assess customer satisfaction and implement process improvement innovations to overcome barriers.

OUTPUT MEASURES

	Actual 2024	Actual 2025	Actual 2026	Estimated 2027	Estimated 2028
# of analytical reports generated	166,210	153,765	143,330	150,000	150,000
% of reports which were amended due to changes in analytical data	0.08	0.02	0.09	.05	.05
# of PWS using KHEL services out of total PWS	972/987	969/987	969/987	969/987	969/987

*Increase in the number of reports is due to SARS-CoV-2 pandemic testing.

Objective #2: Diagnose and Investigate Health Problems and Hazards in the Community. Assure the availability of appropriate laboratory testing to support timely diagnosis and investigation of health problems and hazards. The laboratory has the capacity, authority, and other preparations in place to assure a rapid response.

Strategies for Objective #2:

1. Consistently meet and exceed customer expectations for the accuracy of laboratory results.
2. Provide laboratory data that is easily interpreted and understood by customers.
3. Perform appropriate quality assurance measures to ensure that analytical data are acceptable.

OUTCOME MEASURES

	Actual 2024	Actual 2025	Actual 2026	Estimated 2027	Estimated 2028
% of proficiency test results that are successful	98.5	99.0	99.0	98.0	98.0

OUTPUT MEASURES

	Actual 2024	Actual 2025	Actual 2026	Estimated 2027	Estimated 2028
# of external proficiency test results	1,956	3,715*	4,933†	5,000	5,000

*Large increase due to regulatory requirements to run extra proficiency tests after relocating

† Increase is due to a change in how proficiency tests are counted. Proficiency tests are now counted by analyte tested rather than by technology/method.

Objective #3: Enforce Laws and Regulations that Protect Health and Improve Safety**.** KHEL strives to provide information that improves the quality of clinical patient care, enhances environmental protection, improves traffic safety through effective laboratory certification programs and trainings and ensures that regulated laboratories can achieve excellent performance on external proficiency evaluations and can meet state laboratory certification criteria.

Strategies for Objective #3:

1. Evaluate Kansas laboratories to determine regulatory compliance.
2. Enhance performance of Kansas clinical and environmental laboratories through education and training.
3. Assure that statewide breath alcohol instrumentation produces accurate, court-defensible data.
4. Provide officer training and instrument calibration checks.

OUTPUT MEASURES

	Actual 2024	Actual 2025	Actual 2026	Estimated 2027	Estimated 2028
# of laboratories registered, evaluated, accredited, or surveyed (clinical & environmental)	3,948	3,416	3,260	3,500	3,500
# of breath alcohol instrument evaluations	277	257	247	275	275
# of new law enforcement officers trained per year	763	759	776	750	750

Expenditure Justification

Account Code 51000 – 51990: Salaries and Wages

Summary: The Laboratory consists of 84.00 FTE.

FY27: Salaries and wages, including approved salary increases, are calculated in accordance with Division of Budget guidelines and cost indices and include longevity bonuses.

FY28: Staffing continues at the same level as FY27. Salaries and wages are calculated in accordance with Division of Budget guidelines and cost indices and include longevity bonuses.

Account Codes 52000-52990: Contractual Services:

Summary: The major areas of expenditure in these account codes are for maintenance contracts and servicing laboratory equipment and contract testing services. Secondary to these expenses are costs associated with security services, mailings and shipping, other modes of communication, and travel. Analytical systems must be maintained at peak performance because there is no backup for many of these instruments. In order to assure minimal downtime, expertly trained technicians through service maintenance contracts service these systems. Maintenance agreement costs typically increase annually as instruments age.

Due to the type of materials used and tested by KHEL, the Laboratory is required to prevent unauthorized access and support preparedness responses. KHEL is the state preparedness laboratory through a grant from homeland security and as such is required to maintain 24/7 security. A third party under state contract provides this service.

Expenditures for mailings, shipping and communications are largely associated with reporting analytical results to various clients, data service line charges, containers provided for the collection of samples/specimens, and sample submission to the laboratory. Funding continues to allow for communication with medical and environmental professionals through mail, electronic transmission, and verbally, to coordinate environmental and public health issues with the Environmental Protection Agency; the Centers for Disease Control; local health departments; physicians; internal agency contacts; and other state, county and municipal agencies.

Travel for each section within the Laboratory is largely specific to function: CLIA and Environmental Laboratory certification staff travel for certification activities and Breath Alcohol staff conducts training/certification of breath alcohol operators and perform site-inspections of breath alcohol instruments.

The budget also includes membership fees for TNI accreditation for the Environmental Laboratory Improvement Program and Association of Public Health Laboratories (APHL) membership for the laboratory as the state public health laboratory.

Account Codes 53000-53999: Commodities

Summary: The primary expenditures for these account codes are professional and scientific supplies including solvents, glassware, chemical reagents, standards, and media for chemical and microbiological assays used during sample preparation and scientific testing procedures. Laboratory tests range from traditional chemical and culture techniques to advanced instrumental test methods. They include antibody analyses and antigen detection using enzyme-immunoassay, antibody agglutination, and immuno-precipitation methods as well as chromatography, mass spectrometry and colorimetric techniques. Performing these highly complex tests requires a variety of reagents and reagent test kits and various specialized ancillary materials to provide optimal conditions for accurate testing. Costs continue to rise for professional and scientific supplies. The Breath Alcohol program purchases dry gas cylinders and other related items used by law enforcement agencies for the Intoxilyzer 9000. Additional items included in this line are materials for the detection and confirmation of specimens thought to be bioterrorism agents, and training materials and supplies.

Account Code 54000: Capital Outlay

Summary: Laboratory equipment purchases are included in this account code category.

To keep up with scientific advancements the Laboratory must continue to purchase new and replacement equipment and upgrade some analytical equipment and instrumentation each year. The life expectancy and reliability of most computer equipment is estimated at five years, office equipment

at ten years, and analytical instrumentation at seven years. Availability of replacement parts for instruments is limited after 7-10 years. Ensuring that laboratory equipment is current is critical to accurate and reliable laboratory data and is critical to laboratory production of large volumes of data at low cost for the State of Kansas.

The Laboratory is preparing a long-term replacement plan to assure that equipment is replaced on a regular basis to maintain efficiency and appropriate testing methods. It will also include support equipment, which usually is not on a service contract.

406/410 series report

Dept. Name: Health & Env Laboratory
Agency Name: Health & Environment--Health
Agency Reporting Level: 21840
Version: 2028-A-02-00264

Date: 09/02/2026
Time: 13:40:43

Division of the Budget
KANSAS

Obj. Code	OBJECTS OF EXPENDITURE	FY 2026 Actuals	FY 2027 Adjusted Budget Request	FY 2028 Adjusted Budget Request	null	null	null
	Salaries and Wages	6,870,483	7,774,411	8,190,947	0	0	0
	TOTAL Salaries and Wages	**6,870,483**	**7,774,411**	**8,190,947**	**0**	**0**	**0**
52000	Communication	271,491	121,865	152,895	0	0	0
52100	Freight and Express	1,509,391	1,263,250	927,150	0	0	0
52200	Printing and Advertising	55,285	45,995	45,995	0	0	0
52300	Rents	542,874	537,525	537,525	0	0	0
52400	Reparing and Servicing	1,301,071	1,388,054	1,388,054	0	0	0
52500	Travel and Subsistence	55,962	50,485	50,485	0	0	0
52510	InState Travel and Subsistence	28,412	52,500	52,500	0	0	0
52520	Out of State Travel and Subsis	23,096	39,879	39,879	0	0	0
52600	Fees-other Services	180,508	181,025	181,025	0	0	0
52700	Fee-Professional Services	764,276	501,343	890,513	0	0	0
52800	Utilities	693	1,000	1,000	0	0	0
52900	Other Contractual Services	78,675	68,630	68,630	0	0	0
	TOTAL Contractual Services	**4,811,734**	**4,251,551**	**4,335,651**	**0**	**0**	**0**
53000	Clothing	6,036	985	985	0	0	0
53200	Food for Human Consumption	98	100	100	0	0	0
53400	Maint Constr Material Supply	22,209	1,560	1,560	0	0	0
53500	Vehicle Part Supply Accessory	7,402	7,405	7,405	0	0	0
53600	Pro Science Supply Material	4,825,680	4,667,757	4,603,862	0	0	0
53700	Office and Data Supplies	16,433	17,155	17,155	0	0	0
53900	Other Supplies and Materials	43,087	15,285	15,285	0	0	0
	TOTAL Commodities	**4,920,945**	**4,710,247**	**4,646,352**	**0**	**0**	**0**
	TOTAL Capital Outlay	**468,734**	**410,845**	**410,845**	**0**	**0**	**0**
	SUBTOTAL State Operations	**17,071,896**	**17,147,054**	**17,583,795**	**0**	**0**	**0**
	TOTAL Capital Improvements	**0**	**0**	**0**	**0**	**0**	**0**
	TOTAL REPORTABLE EXPENDITURES	**17,071,896**	**17,147,054**	**17,583,795**	**0**	**0**	**0**
77300	Transfers	627,620	753,267	753,267	0	0	0
	TOTAL Non-Expense Items	**627,620**	**753,267**	**753,267**	**0**	**0**	**0**
	TOTAL EXPENDITURES	**17,699,516**	**17,900,321**	**18,337,062**	**0**	**0**	**0**

406/410 series report

Dept. Name: Health & Env Laboratory
Agency Name: Health & Environment--Health
Agency Reporting Level: 21840
Version: 2028-A-02-00264

Date: 09/02/2026
Time: 13:40:43

Division of the Budget
KANSAS

Series	Fund Code	FUND/ACCOUNT TITLE	FY 2026 Actuals	FY 2027 Adjusted Budget Request	FY 2028 Adjusted Budget Request	null	null	null
1	1000	0290 LABORATORY	1,580,064	503,297	538,999	0	0	0
1	**1000**	**1000 SUBTOTAL for 1000's**	**1,580,064**	**503,297**	**538,999**	**0**	**0**	**0**
1	2027	2027 2027 KANSAS NEWBORN SCREENING	827,149	798,151	840,475	0	0	0
1	**2027**	**2027 SUBTOTAL for 2027's**	**827,149**	**798,151**	**840,475**	**0**	**0**	**0**
1	2101	2020 DUI EQUIPMENT FD	264,563	304,253	320,934	0	0	0
1	**2101**	**2101 SUBTOTAL for 2101's**	**264,563**	**304,253**	**320,934**	**0**	**0**	**0**
1	2131	2130 POWER GENERATING FAC FF	151,077	169,248	178,209	0	0	0
1	**2131**	**2131 SUBTOTAL for 2131's**	**151,077**	**169,248**	**178,209**	**0**	**0**	**0**
1	2161	2161 2161 OFFICE OF LABORATORY SVCS OPER	1,240,796	2,555,101	2,683,105	0	0	0
1	**2161**	**2161 SUBTOTAL for 2161's**	**1,240,796**	**2,555,101**	**2,683,105**	**0**	**0**	**0**
1	2415	2280 NUCLEAR SFTY EMER PREP SP REV	10,592	10,879	11,472	0	0	0
1	**2415**	**2415 SUBTOTAL for 2415's**	**10,592**	**10,879**	**11,472**	**0**	**0**	**0**
1	3064	3421 CLINICAL LAB IMPV AMEND-FDF	155,312	449,261	473,679	0	0	0
1	**3064**	**3064 SUBTOTAL for 3064's**	**155,312**	**449,261**	**473,679**	**0**	**0**	**0**
1	3150	3888 EPI/LAB CAPACITY-INFECT DIS	971,767	1,135,166	1,196,898	0	0	0
1	**3150**	**3150 SUBTOTAL for 3150's**	**971,767**	**1,135,166**	**1,196,898**	**0**	**0**	**0**
1	3294	3294 3294 INJURY INTERVENTION	88,395	89,822	94,581	0	0	0
1	**3294**	**3294 SUBTOTAL for 3294's**	**88,395**	**89,822**	**94,581**	**0**	**0**	**0**
1	3296	3296 3296 CHLDHD LEAD POISNG PRVNT PRG	40,666	41,260	43,496	0	0	0
1	**3296**	**3296 SUBTOTAL for 3296's**	**40,666**	**41,260**	**43,496**	**0**	**0**	**0**
1	3329	3319 HOMELAND SECURITY/PREP	226,917	279,606	294,355	0	0	0
1	**3329**	**3329 SUBTOTAL for 3329's**	**226,917**	**279,606**	**294,355**	**0**	**0**	**0**
1	3414	0441 MED ASST FDF-MED ADMIN	249,036	288,916	304,697	0	0	0
1	**3414**	**3414 SUBTOTAL for 3414's**	**249,036**	**288,916**	**304,697**	**0**	**0**	**0**
1	3926	3926 3926 STRENGTHEN US PUBLIC HEALTH FD	1,064,149	1,149,451	1,210,047	0	0	0
1	**3926**	**3926 SUBTOTAL for 3926's**	**1,064,149**	**1,149,451**	**1,210,047**	**0**	**0**	**0**
		1422 TOTAL Salaries and Wages	**6,870,483**	**7,774,411**	**8,190,947**	**0**	**0**	**0**
2	1000	0290 LABORATORY	1,040,823	963,430	1,383,630	0	0	0
2	1000	0800 LAB EQUIPMENT REPLACEMENT	13,519	0	0	0	0	0
2	1000	8750 KDHE LAB	25,925	0	0	0	0	0
2	**1000**	**1000 SUBTOTAL for 1000's**	**1,080,267**	**963,430**	**1,383,630**	**0**	**0**	**0**
2	1800	1802 SWPF-CONTAMINATION REMEDIATION	18,315	0	0	0	0	0
2	**1800**	**1800 SUBTOTAL for 1800's**	**18,315**	**0**	**0**	**0**	**0**	**0**
2	2027	2027 2027 KANSAS NEWBORN SCREENING	1,262,153	1,257,025	1,257,025	0	0	0
2	**2027**	**2027 SUBTOTAL for 2027's**	**1,262,153**	**1,257,025**	**1,257,025**	**0**	**0**	**0**
2	2101	2020 DUI EQUIPMENT FD	91,548	90,415	90,415	0	0	0
2	**2101**	**2101 SUBTOTAL for 2101's**	**91,548**	**90,415**	**90,415**	**0**	**0**	**0**
2	2131	2130 POWER GENERATING FAC FF	90,086	85,825	85,825	0	0	0
2	**2131**	**2131 SUBTOTAL for 2131's**	**90,086**	**85,825**	**85,825**	**0**	**0**	**0**
2	2161	2161 2161 OFFICE OF LABORATORY SVCS OPER	325,020	463,520	463,520	0	0	0
2	**2161**	**2161 SUBTOTAL for 2161's**	**325,020**	**463,520**	**463,520**	**0**	**0**	**0**
2	3064	3421 CLINICAL LAB IMPV AMEND-FDF	27,137	30,875	30,875	0	0	0
2	**3064**	**3064 SUBTOTAL for 3064's**	**27,137**	**30,875**	**30,875**	**0**	**0**	**0**
2	3071	4610 DP&HP-TUBERCULOSIS PREVNT GRNT	4,740	0	0	0	0	0

406/410 series report

Dept. Name: Health & Env Laboratory
Agency Name: Health & Environment--Health
Agency Reporting Level: 21840
Version: 2028-A-02-00264

Date: 09/02/2026
Time: 13:40:43

Division of the Budget
KANSAS

Series	Fund Code	FUND/ACCOUNT TITLE	FY 2026 Actuals	FY 2027 Adjusted Budget Request	FY 2028 Adjusted Budget Request	null	null	null
2	**3071**	**3071 SUBTOTAL for 3071's**	**4,740**	**0**	**0**	**0**	**0**	**0**
2	3092	3092 3092 INTOXILYZER REPLACEMENT	264	45,000	45,000	0	0	0
2	**3092**	**3092 SUBTOTAL for 3092's**	**264**	**45,000**	**45,000**	**0**	**0**	**0**
2	3150	3888 EPI/LAB CAPACITY-INFECT DIS	320,720	281,200	281,200	0	0	0
2	**3150**	**3150 SUBTOTAL for 3150's**	**320,720**	**281,200**	**281,200**	**0**	**0**	**0**
2	3294	3294 3294 INJURY INTERVENTION	20,483	20,430	20,430	0	0	0
2	**3294**	**3294 SUBTOTAL for 3294's**	**20,483**	**20,430**	**20,430**	**0**	**0**	**0**
2	3329	3319 HOMELAND SECURITY/PREP	352,164	504,096	504,096	0	0	0
2	**3329**	**3329 SUBTOTAL for 3329's**	**352,164**	**504,096**	**504,096**	**0**	**0**	**0**
2	3371	3380 St. NBS Sys Priorities Prgm	19,163	26,500	26,500	0	0	0
2	**3371**	**3371 SUBTOTAL for 3371's**	**19,163**	**26,500**	**26,500**	**0**	**0**	**0**
2	3372	3150 IMMUNIZATION GRANT FDF	40,501	23,100	23,100	0	0	0
2	**3372**	**3372 SUBTOTAL for 3372's**	**40,501**	**23,100**	**23,100**	**0**	**0**	**0**
2	3602	3606 PH CRISIS-COVID 19	388,179	0	0	0	0	0
2	**3602**	**3602 SUBTOTAL for 3602's**	**388,179**	**0**	**0**	**0**	**0**	**0**
2	3926	3926 3926 STRENGTHEN US PUBLIC HEALTH FD	163,897	336,100	0	0	0	0
2	**3926**	**3926 SUBTOTAL for 3926's**	**163,897**	**336,100**	**0**	**0**	**0**	**0**
2	7311	7090 GIFTS GRNTS & DNTNS FD-HEALTH	592,106	124,035	124,035	0	0	0
2	**7311**	**7311 SUBTOTAL for 7311's**	**592,106**	**124,035**	**124,035**	**0**	**0**	**0**
2	7407	7250 DRYCLEANING FAC REL TRST FD	14,991	0	0	0	0	0
2	**7407**	**7407 SUBTOTAL for 7407's**	**14,991**	**0**	**0**	**0**	**0**	**0**
		1622 TOTAL Contractual Services	**4,811,734**	**4,251,551**	**4,335,651**	**0**	**0**	**0**
3	1000	0290 LABORATORY	359,158	1,560,569	1,587,356	0	0	0
3	1000	0800 LAB EQUIPMENT REPLACEMENT	53,553	0	0	0	0	0
3	1000	8750 KDHE LAB	(25,925)	0	0	0	0	0
3	**1000**	**1000 SUBTOTAL for 1000's**	**386,786**	**1,560,569**	**1,587,356**	**0**	**0**	**0**
3	1800	1802 SWPF-CONTAMINATION REMEDIATION	15,897	32,000	32,000	0	0	0
3	1800	1810 Milford-Marion reserv hrmfl algae pilot	12,344	0	0	0	0	0
3	**1800**	**1800 SUBTOTAL for 1800's**	**28,241**	**32,000**	**32,000**	**0**	**0**	**0**
3	2027	2027 2027 KANSAS NEWBORN SCREENING	2,105,201	1,667,477	1,576,795	0	0	0
3	**2027**	**2027 SUBTOTAL for 2027's**	**2,105,201**	**1,667,477**	**1,576,795**	**0**	**0**	**0**
3	2092	2060 LAB MEDICAID COST RCVY FD-ENV	8,150	8,150	8,150	0	0	0
3	**2092**	**2092 SUBTOTAL for 2092's**	**8,150**	**8,150**	**8,150**	**0**	**0**	**0**
3	2101	2020 DUI EQUIPMENT FD	48,001	48,490	48,490	0	0	0
3	**2101**	**2101 SUBTOTAL for 2101's**	**48,001**	**48,490**	**48,490**	**0**	**0**	**0**
3	2131	2130 POWER GENERATING FAC FF	86,301	85,735	85,735	0	0	0
3	**2131**	**2131 SUBTOTAL for 2131's**	**86,301**	**85,735**	**85,735**	**0**	**0**	**0**
3	2161	2161 2161 OFFICE OF LABORATORY SVCS OPER	675,332	45,715	45,715	0	0	0
3	**2161**	**2161 SUBTOTAL for 2161's**	**675,332**	**45,715**	**45,715**	**0**	**0**	**0**
3	2271	2075 SOLID WASTE MANAGEMENT FD	29,203	29,830	29,830	0	0	0
3	**2271**	**2271 SUBTOTAL for 2271's**	**29,203**	**29,830**	**29,830**	**0**	**0**	**0**
3	2288	2120 VOLUNTARY CLEANUP FD	5,000	5,000	5,000	0	0	0
3	**2288**	**2288 SUBTOTAL for 2288's**	**5,000**	**5,000**	**5,000**	**0**	**0**	**0**
3	2662	2435 ERF-EMER/ENV RESP NSPEC ST-ENV	9,529	10,000	10,000	0	0	0

KDHE

406/410 series report

Dept. Name: Health & Env Laboratory
Agency Name: Health & Environment--Health
Agency Reporting Level: 21840
Version: 2028-A-02-00264

Date: 09/02/2026
Time: 13:40:43

Division of the Budget
KANSAS

Series	Fund Code	FUND/ACCOUNT TITLE	FY 2026 Actuals	FY 2027 Adjusted Budget Request	FY 2028 Adjusted Budget Request	null	null	null
3	**2662**	**2662 SUBTOTAL for 2662's**	**9,529**	**10,000**	**10,000**	**0**	**0**	**0**
3	3040	3002 EPA-PRENPL EXSTG STS-FED-ENVIR	30,000	30,000	30,000	0	0	0
3	**3040**	**3040 SUBTOTAL for 3040's**	**30,000**	**30,000**	**30,000**	**0**	**0**	**0**
3	3064	3421 CLINICAL LAB IMPV AMEND-FDF	1,487	2,410	2,410	0	0	0
3	**3064**	**3064 SUBTOTAL for 3064's**	**1,487**	**2,410**	**2,410**	**0**	**0**	**0**
3	3071	4610 DP&HP-TUBERCULOSIS PREVNT GRNT	63,618	79,584	79,584	0	0	0
3	**3071**	**3071 SUBTOTAL for 3071's**	**63,618**	**79,584**	**79,584**	**0**	**0**	**0**
3	3092	3092 3092 INTOXILYZER REPLACEMENT	12,110	135,000	135,000	0	0	0
3	**3092**	**3092 SUBTOTAL for 3092's**	**12,110**	**135,000**	**135,000**	**0**	**0**	**0**
3	3150	3888 EPI/LAB CAPACITY-INFECT DIS	545,322	515,490	515,490	0	0	0
3	**3150**	**3150 SUBTOTAL for 3150's**	**545,322**	**515,490**	**515,490**	**0**	**0**	**0**
3	3294	3294 3294 INJURY INTERVENTION	19,823	19,825	19,825	0	0	0
3	**3294**	**3294 SUBTOTAL for 3294's**	**19,823**	**19,825**	**19,825**	**0**	**0**	**0**
3	3295	3295 3295 WATER SUPPLY FDF	30,954	0	0	0	0	0
3	**3295**	**3295 SUBTOTAL for 3295's**	**30,954**	**0**	**0**	**0**	**0**	**0**
3	3329	3319 HOMELAND SECURITY/PREP	219,473	84,999	84,999	0	0	0
3	**3329**	**3329 SUBTOTAL for 3329's**	**219,473**	**84,999**	**84,999**	**0**	**0**	**0**
3	3371	3380 St. NBS Sys Priorities Prgm	158,353	136,171	136,171	0	0	0
3	**3371**	**3371 SUBTOTAL for 3371's**	**158,353**	**136,171**	**136,171**	**0**	**0**	**0**
3	3372	3150 IMMUNIZATION GRANT FDF	61,375	28,802	28,802	0	0	0
3	**3372**	**3372 SUBTOTAL for 3372's**	**61,375**	**28,802**	**28,802**	**0**	**0**	**0**
3	3602	3606 PH CRISIS-COVID 19	225,416	0	0	0	0	0
3	**3602**	**3602 SUBTOTAL for 3602's**	**225,416**	**0**	**0**	**0**	**0**	**0**
3	3641	3641 3641 Viral Hepatitis	49,218	0	0	0	0	0
3	**3641**	**3641 SUBTOTAL for 3641's**	**49,218**	**0**	**0**	**0**	**0**	**0**
3	3740	3521 HIV PRVNT PRJS	38,187	92,000	92,000	0	0	0
3	**3740**	**3740 SUBTOTAL for 3740's**	**38,187**	**92,000**	**92,000**	**0**	**0**	**0**
3	7396	7096 ENVIRONMENTAL STEWARDSHIP FUND	39,999	40,000	40,000	0	0	0
3	**7396**	**7396 SUBTOTAL for 7396's**	**39,999**	**40,000**	**40,000**	**0**	**0**	**0**
3	7398	7070 ABVGRD PETR STRG TNK REL TRT F	2,628	3,000	3,000	0	0	0
3	**7398**	**7398 SUBTOTAL for 7398's**	**2,628**	**3,000**	**3,000**	**0**	**0**	**0**
3	7399	7060 UDRGRD PETRO STG TNK REL TRST	19,538	20,000	20,000	0	0	0
3	**7399**	**7399 SUBTOTAL for 7399's**	**19,538**	**20,000**	**20,000**	**0**	**0**	**0**
3	7407	7250 DRYCLEANING FAC REL TRST FD	14,728	30,000	30,000	0	0	0
3	**7407**	**7407 SUBTOTAL for 7407's**	**14,728**	**30,000**	**30,000**	**0**	**0**	**0**
3	7968	8500 KPWS REVOLVING FD FEDERAL GRT	(92)	0	0	0	0	0
3	7968	8512 KPWS STATE PGM MGMT	92	0	0	0	0	0
3	**7968**	**7968 SUBTOTAL for 7968's**	**0**	**0**	**0**	**0**	**0**	**0**
3	7969	8600 KPWS SURCHRG SERVICE FEES	6,972	0	0	0	0	0
3	**7969**	**7969 SUBTOTAL for 7969's**	**6,972**	**0**	**0**	**0**	**0**	**0**
		1952 TOTAL Commodities	**4,920,945**	**4,710,247**	**4,646,352**	**0**	**0**	**0**
4	1000	0290 LABORATORY	43,843	47,800	47,800	0	0	0
4	1000	0800 LAB EQUIPMENT REPLACEMENT	212,928	280,000	280,000	0	0	0
4	**1000**	**1000 SUBTOTAL for 1000's**	**256,771**	**327,800**	**327,800**	**0**	**0**	**0**

406/410 series report

Dept. Name: Health & Env Laboratory
Agency Name: Health & Environment--Health
Agency Reporting Level: 21840
Version: 2028-A-02-00264

Date: 09/02/2026
Time: 13:40:43

Division of the Budget
KANSAS

Series	Fund Code	FUND/ACCOUNT TITLE	FY 2026 Actuals	FY 2027 Adjusted Budget Request	FY 2028 Adjusted Budget Request	null	null	null
4	2027	2027 2027 KANSAS NEWBORN SCREENING	11,776	11,770	11,770	0	0	0
4	**2027**	**2027 SUBTOTAL for 2027's**	**11,776**	**11,770**	**11,770**	**0**	**0**	**0**
4	2101	2020 DUI EQUIPMENT FD	12,167	13,430	13,430	0	0	0
4	**2101**	**2101 SUBTOTAL for 2101's**	**12,167**	**13,430**	**13,430**	**0**	**0**	**0**
4	2131	2130 POWER GENERATING FAC FF	75,845	1,055	1,055	0	0	0
4	**2131**	**2131 SUBTOTAL for 2131's**	**75,845**	**1,055**	**1,055**	**0**	**0**	**0**
4	2161	2161 2161 OFFICE OF LABORATORY SVCS OPER	53,727	31,020	31,020	0	0	0
4	**2161**	**2161 SUBTOTAL for 2161's**	**53,727**	**31,020**	**31,020**	**0**	**0**	**0**
4	3064	3421 CLINICAL LAB IMPV AMEND-FDF	356	0	0	0	0	0
4	**3064**	**3064 SUBTOTAL for 3064's**	**356**	**0**	**0**	**0**	**0**	**0**
4	3092	3092 3092 INTOXILYZER REPLACEMENT	1,361	0	0	0	0	0
4	**3092**	**3092 SUBTOTAL for 3092's**	**1,361**	**0**	**0**	**0**	**0**	**0**
4	3150	3888 EPI/LAB CAPACITY-INFECT DIS	16,465	15,770	15,770	0	0	0
4	**3150**	**3150 SUBTOTAL for 3150's**	**16,465**	**15,770**	**15,770**	**0**	**0**	**0**
4	3329	3319 HOMELAND SECURITY/PREP	27,289	0	0	0	0	0
4	**3329**	**3329 SUBTOTAL for 3329's**	**27,289**	**0**	**0**	**0**	**0**	**0**
4	3371	3380 St. NBS Sys Priorities Prgm	0	10,000	10,000	0	0	0
4	**3371**	**3371 SUBTOTAL for 3371's**	**0**	**10,000**	**10,000**	**0**	**0**	**0**
4	3602	3606 PH CRISIS-COVID 19	12,977	0	0	0	0	0
4	**3602**	**3602 SUBTOTAL for 3602's**	**12,977**	**0**	**0**	**0**	**0**	**0**
		2072 TOTAL Capital Outlay	**468,734**	**410,845**	**410,845**	**0**	**0**	**0**
5	1000	0290 LABORATORY	0	0	0	0	0	0
5	**1000**	**1000 SUBTOTAL for 1000's**	**0**	**0**	**0**	**0**	**0**	**0**
		2082 TOTAL Capital Improvements	**0**	**0**	**0**	**0**	**0**	**0**
92	2101	2020 DUI EQUIPMENT FD	103,352	103,350	103,350	0	0	0
92	**2101**	**2101 SUBTOTAL for 2101's**	**103,352**	**103,350**	**103,350**	**0**	**0**	**0**
92	2161	2161 2161 OFFICE OF LABORATORY SVCS OPER	425,136	425,135	425,135	0	0	0
92	**2161**	**2161 SUBTOTAL for 2161's**	**425,136**	**425,135**	**425,135**	**0**	**0**	**0**
92	3064	3421 CLINICAL LAB IMPV AMEND-FDF	35,380	58,280	58,280	0	0	0
92	**3064**	**3064 SUBTOTAL for 3064's**	**35,380**	**58,280**	**58,280**	**0**	**0**	**0**
92	3071	4610 DP&HP-TUBERCULOSIS PREVNT GRNT	10,920	0	0	0	0	0
92	**3071**	**3071 SUBTOTAL for 3071's**	**10,920**	**0**	**0**	**0**	**0**	**0**
92	3092	3092 3092 INTOXILYZER REPLACEMENT	0	28,080	28,080	0	0	0
92	**3092**	**3092 SUBTOTAL for 3092's**	**0**	**28,080**	**28,080**	**0**	**0**	**0**
92	3329	3319 HOMELAND SECURITY/PREP	52,832	111,093	111,093	0	0	0
92	**3329**	**3329 SUBTOTAL for 3329's**	**52,832**	**111,093**	**111,093**	**0**	**0**	**0**
92	3371	3380 St. NBS Sys Priorities Prgm	0	27,329	27,329	0	0	0
92	**3371**	**3371 SUBTOTAL for 3371's**	**0**	**27,329**	**27,329**	**0**	**0**	**0**
		2152 TOTAL Non-Expense Items	**627,620**	**753,267**	**753,267**	**0**	**0**	**0**
		2152 TOTAL All Funds	**17,699,516**	**17,900,321**	**18,337,062**	**0**	**0**	**0**

KTH

406/410 series report

Dept. Name: Health & Env Laboratory
Agency Name: Health & Environment--Health
Agency Reporting Level: 21840
Version: 2028-A-02-00264

Date: 09/02/2026
Time: 13:40:43

Division of the Budget
KANSAS

Fund Code	FUND/ACCOUNT TITLE	FY 2026 Actuals	FY 2027 Adjusted Budget Request	FY 2028 Adjusted Budget Request	null	null	null
0290	LABORATORY	3,023,888	3,075,096	3,557,785	0	0	0
0800	LAB EQUIPMENT REPLACEMENT	280,000	280,000	280,000	0	0	0
8750	KDHE LAB	0	0	0	0	0	0
1000	**SUBTOTAL STATE GENERAL FUND**	**3,303,888**	**3,355,096**	**3,837,785**	**0**	**0**	**0**
1802	SWPF-CONTAMINATION REMEDIATION	34,212	32,000	32,000	0	0	0
1810	Milford-Marion reserv hrmfl algae pilot	12,344	0	0	0	0	0
1800	**SUBTOTAL STATE WATER PLAN FUND**	**46,556**	**32,000**	**32,000**	**0**	**0**	**0**
2027	KANSAS NEWBORN SCREENING	4,206,279	3,734,423	3,686,065	0	0	0
2027	**SUBTOTAL KANSAS NEWBORN SCREENING**	**4,206,279**	**3,734,423**	**3,686,065**	**0**	**0**	**0**
2060	LAB MEDICAID COST RCVY FD-ENV	8,150	8,150	8,150	0	0	0
2092	**SUBTOTAL LAB MEDICAID COST RCVY FD-ENV**	**8,150**	**8,150**	**8,150**	**0**	**0**	**0**
2020	DUI EQUIPMENT FD	519,631	559,938	576,619	0	0	0
2101	**SUBTOTAL DRIVING UNDR THE INFLU EQUP FD**	**519,631**	**559,938**	**576,619**	**0**	**0**	**0**
2130	POWER GENERATING FAC FF	403,309	341,863	350,824	0	0	0
2131	**SUBTOTAL POWER GENERATING FAC FF**	**403,309**	**341,863**	**350,824**	**0**	**0**	**0**
2161	OFFICE OF LABORATORY SVCS OPER	2,720,011	3,520,491	3,648,495	0	0	0
2161	**SUBTOTAL OFFICE OF LABORATORY SVCS OPER**	**2,720,011**	**3,520,491**	**3,648,495**	**0**	**0**	**0**
2075	SOLID WASTE MANAGEMENT FD	29,203	29,830	29,830	0	0	0
2271	**SUBTOTAL SOLID WASTE MANAGEMENT FD**	**29,203**	**29,830**	**29,830**	**0**	**0**	**0**
2120	VOLUNTARY CLEANUP FD	5,000	5,000	5,000	0	0	0
2288	**SUBTOTAL VOLUNTARY CLEANUP FD**	**5,000**	**5,000**	**5,000**	**0**	**0**	**0**
2280	NUCLEAR SFTY EMER PREP SP REV	10,592	10,879	11,472	0	0	0
2415	**SUBTOTAL NUCLEAR SFTY EMER PREPAR SPRVF**	**10,592**	**10,879**	**11,472**	**0**	**0**	**0**
2435	ERF-EMER/ENV RESP NSPEC ST-ENV	9,529	10,000	10,000	0	0	0
2662	**SUBTOTAL ENVIRONMENTAL RESPONSE FD**	**9,529**	**10,000**	**10,000**	**0**	**0**	**0**
3002	EPA-PRENPL EXSTG STS-FED-ENVIR	30,000	30,000	30,000	0	0	0
3040	**SUBTOTAL 66.802-POL SBDV/IND TRB ST COP**	**30,000**	**30,000**	**30,000**	**0**	**0**	**0**
3421	CLINICAL LAB IMPV AMEND-FDF	219,672	540,826	565,244	0	0	0
3064	**SUBTOTAL 93.777-ST SRVY/CRT-HLTH CR PRO**	**219,672**	**540,826**	**565,244**	**0**	**0**	**0**
4610	DP&HP-TUBERCULOSIS PREVNT GRNT	79,278	79,584	79,584	0	0	0

KFIL

406/410 series report

Dept. Name: Health & Env Laboratory
Agency Name: Health & Environment--Health
Agency Reporting Level: 21840
Version: 2028-A-02-00264

Date: 09/02/2026
Time: 13:40:43

Division of the Budget
KANSAS

Fund Code	FUND/ACCOUNT TITLE	FY 2026 Actuals	FY 2027 Adjusted Budget Request	FY 2028 Adjusted Budget Request	null	null	null
3071	**SUBTOTAL TUBRC CTL GRT/COOP AGR**	**79,278**	**79,584**	**79,584**	**0**	**0**	**0**
3092	INTOXILYZER REPLACEMENT	13,735	208,080	208,080	0	0	0
3092	**SUBTOTAL INTOXILYZER REPLACEMENT**	**13,735**	**208,080**	**208,080**	**0**	**0**	**0**
3888	EPI/LAB CAPACITY-INFECT DIS	1,854,274	1,947,626	2,009,358	0	0	0
3150	**SUBTOTAL 93.283-DIS CTL/PVTN-INV/TCH AS**	**1,854,274**	**1,947,626**	**2,009,358**	**0**	**0**	**0**
3294	INJURY INTERVENTION	128,701	130,077	134,836	0	0	0
3294	**SUBTOTAL INJY PRVTN/CTL RSCH-COM**	**128,701**	**130,077**	**134,836**	**0**	**0**	**0**
3295	WATER SUPPLY FDF	30,954	0	0	0	0	0
3295	**SUBTOTAL 66.605-PERFORM PRTNRSHP GRTS**	**30,954**	**0**	**0**	**0**	**0**	**0**
3296	CHLDHD LEAD POISNG PRVNT PRG	40,666	41,260	43,496	0	0	0
3296	**SUBTOTAL CHLD LEAD POISONG PRVNT**	**40,666**	**41,260**	**43,496**	**0**	**0**	**0**
3319	HOMELAND SECURITY/PREP	878,675	979,794	994,543	0	0	0
3329	**SUBTOTAL PUB HLTH EMER PREP**	**878,675**	**979,794**	**994,543**	**0**	**0**	**0**
3380	St. NBS Sys Priorities Prgm	177,516	200,000	200,000	0	0	0
3371	**SUBTOTAL MATRNL/CHLD HLTH CONSLD**	**177,516**	**200,000**	**200,000**	**0**	**0**	**0**
3150	IMMUNIZATION GRANT FDF	101,876	51,902	51,902	0	0	0
3372	**SUBTOTAL 93.268-IMMUNIZATION GRNT**	**101,876**	**51,902**	**51,902**	**0**	**0**	**0**
0441	MED ASST FDF-MED ADMIN	249,036	288,916	304,697	0	0	0
3414	**SUBTOTAL 93.778-MEDICAL ASSISTANCE PRG**	**249,036**	**288,916**	**304,697**	**0**	**0**	**0**
3606	PH CRISIS-COVID 19	626,572	0	0	0	0	0
3602	**SUBTOTAL Public Hlth Crisis Rspnse Fund**	**626,572**	**0**	**0**	**0**	**0**	**0**
3641	Viral Hepatitis	49,218	0	0	0	0	0
3641	**SUBTOTAL - ADLT VRL HPTTS PRVTN AND CNTR**	**49,218**	**0**	**0**	**0**	**0**	**0**
3521	HIV PRVNT PRJS	38,187	92,000	92,000	0	0	0
3740	**SUBTOTAL 93.940-HIV PRVTN ACT-HLTH DEPT**	**38,187**	**92,000**	**92,000**	**0**	**0**	**0**
3926	STRENGTHEN US PUBLIC HEALTH FD	1,228,046	1,485,551	1,210,047	0	0	0
3926	**SUBTOTAL STRENGTHEN US PUBLIC HEALTH FD**	**1,228,046**	**1,485,551**	**1,210,047**	**0**	**0**	**0**
7090	GIFTS GRNTS & DNTNS FD-HEALTH	592,106	124,035	124,035	0	0	0
7311	**SUBTOTAL GIFTS GRNTS & DNTNS FD-HEALTH**	**592,106**	**124,035**	**124,035**	**0**	**0**	**0**

KHEL

406/410 series report

Dept. Name: Health & Env Laboratory
Agency Name: Health & Environment--Health
Agency Reporting Level: 21840
Version: 2028-A-02-00264

Date: 09/02/2026
Time: 13:40:43

Division of the Budget
KANSAS

Fund Code	FUND/ACCOUNT TITLE	FY 2026 Actuals	FY 2027 Adjusted Budget Request	FY 2028 Adjusted Budget Request	null	null	null
7096	ENVIRONMENTAL STEWARDSHIP FUND	39,999	40,000	40,000	0	0	0
7396	**SUBTOTAL ENVIRONMENTAL STEWARDSHIP FUND**	**39,999**	**40,000**	**40,000**	**0**	**0**	**0**
7070	ABVGRD PETR STRG TNK REL TRT F	2,628	3,000	3,000	0	0	0
7398	**SUBTOTAL ABVGRD PETR STRG TNK REL TRT F**	**2,628**	**3,000**	**3,000**	**0**	**0**	**0**
7060	UDRGRD PETRO STG TNK REL TRST	19,538	20,000	20,000	0	0	0
7399	**SUBTOTAL UNDGRD PETR STRG TNK REL TRT F**	**19,538**	**20,000**	**20,000**	**0**	**0**	**0**
7250	DRYCLEANING FAC REL TRST FD	29,719	30,000	30,000	0	0	0
7407	**SUBTOTAL DRYCLNG FAC RELEASE TRUST FD**	**29,719**	**30,000**	**30,000**	**0**	**0**	**0**
8500	KPWS REVOLVING FD FEDERAL GRT	(92)	0	0	0	0	0
8512	KPWS STATE PGM MGMT	92	0	0	0	0	0
7968	**SUBTOTAL KPWS REVOLVING FUND**	**0**	**0**	**0**	**0**	**0**	**0**
8600	KPWS SURCHRG SERVICE FEES	6,972	0	0	0	0	0
7969	**SUBTOTAL KPWS SURCHARGE FUND**	**6,972**	**0**	**0**	**0**	**0**	**0**
2704	**TOTAL MEANS OF FUNDING**	**17,699,516**	**17,900,321**	**18,337,062**	**0**	**0**	**0**

KHEL

406/410 series report

Dept. Name: Laboratory Building
Agency Name: Health & Environment--Health
Agency Reporting Level: A0006
Version: 2028-A-02-00264

Date: 09/02/2026
Time: 13:49:47

Division of the Budget
KANSAS

Obj. Code	OBJECTS OF EXPENDITURE	FY 2026 Actuals	FY 2027 Adjusted Budget Request	FY 2028 Adjusted Budget Request	null	null	null
52400	Reparing and Servicing	25,925	0	0	0	0	0
	TOTAL Contractual Services	**25,925**	**0**	**0**	**0**	**0**	**0**
53400	Maint Constr Material Supply	8,064	0	0	0	0	0
53900	Other Supplies and Materials	(7,281)	0	0	0	0	0
	TOTAL Commodities	**783**	**0**	**0**	**0**	**0**	**0**
	SUBTOTAL State Operations	**26,708**	**0**	**0**	**0**	**0**	**0**
	TOTAL Capital Improvements	**6,027**	**0**	**0**	**0**	**0**	**0**
	TOTAL REPORTABLE EXPENDITURES	**32,735**	**0**	**0**	**0**	**0**	**0**
	TOTAL EXPENDITURES	**32,735**	**0**	**0**	**0**	**0**	**0**

A0006

406/410 series report

Dept. Name: Laboratory Building
Agency Name: Health & Environment--Health
Agency Reporting Level: A0006
Version: 2028-A-02-00264

Date: 09/02/2026
Time: 13:49:47

Division of the Budget
KANSAS

Series	Fund Code	FUND/ACCOUNT TITLE	FY 2026 Actuals	FY 2027 Adjusted Budget Request	FY 2028 Adjusted Budget Request	null	null	null
2	3756	3536 American Rescue Plan State Relief Fund	25,925	0	0	0	0	0
2	**3756**	**3756 SUBTOTAL for 3756's**	**25,925**	**0**	**0**	**0**	**0**	**0**
		1052 TOTAL Contractual Services	**25,925**	**0**	**0**	**0**	**0**	**0**
3	3756	3536 American Rescue Plan State Relief Fund	783	0	0	0	0	0
3	**3756**	**3756 SUBTOTAL for 3756's**	**783**	**0**	**0**	**0**	**0**	**0**
		1062 TOTAL Commodities	**783**	**0**	**0**	**0**	**0**	**0**
5	3756	3536 American Rescue Plan State Relief Fund	6,027	0	0	0	0	0
5	**3756**	**3756 SUBTOTAL for 3756's**	**6,027**	**0**	**0**	**0**	**0**	**0**
		1072 TOTAL Capital Improvements	**6,027**	**0**	**0**	**0**	**0**	**0**
		1072 TOTAL All Funds	**32,735**	**0**	**0**	**0**	**0**	**0**

A0006

406/410 series report

Dept. Name: Laboratory Building
Agency Name: Health & Environment--Health
Agency Reporting Level: A0006
Version: 2028-A-02-00264

Date: 09/02/2026
Time: 13:49:47

Division of the Budget
KANSAS

Fund Code	FUND/ACCOUNT TITLE	FY 2026 Actuals	FY 2027 Adjusted Budget Request	FY 2028 Adjusted Budget Request	null	null	null
3536	American Rescue Plan State Relief Fund	32,735	0	0	0	0	0
3756	**SUBTOTAL American Rescue Plan State Relief Fund**	**32,735**	**0**	**0**	**0**	**0**	**0**
1096	**TOTAL MEANS OF FUNDING**	**32,735**	**0**	**0**	**0**	**0**	**0**

A0006

DIVISION OF HEALTH CARE FINANCE

The vision of the Kansas Department of Health and Environment is "healthy Kansans living in safe and sustainable environments." As part of that vision, the Division of Health Care Finance (DHCF) is charged with developing and maintaining a coordinated health policy agenda which combines the effective purchasing and administration of health care with health promotion oriented public health strategies. The powers, duties and functions of the Division are intended to improve the health of the people of Kansas by increasing the quality, efficiency and effectiveness of health services and to coordinate with public health programs. This is accomplished through special focus on –

- Improving the quality of care for Kansans
- Controlling costs of programs
- Long-lasting reforms that improve the quality of health and wellness of Kansans

The Division oversees the state's medical assistance programs, including Medicaid, CHIP (Children Health Insurance Program), MediKan, and medical assistance for the Early Detection Works Breast and Cervical Cancer program. Specifically, the Division is responsible for:

- Purchasing health services for children, pregnant women, people with disabilities and the elderly through the Medicaid program and CHIP, also known as KanCare.

- Supplying administrative support and financial services to all DHCF's program areas.

- Computing the fiscal impact of proposed policies, forecasting caseloads, providing analytical support to program managers and program reviews and responding to ad hoc analytical requests related to the KanCare program from stakeholders within and outside of DHCF.

- Overseeing numerous programs and activities which spend Medicaid and CHIP funds and are managed by other state agencies to ensure adherence to state and federal regulations.

- Managing the Medicaid State Plan and process regulations. Staff members track and evaluate legislative activities which might have an impact on the activities of DHCF, both at the state and federal levels.

- Managing and overseeing the activities of the KanCare 1115 Waiver, including compliance with the Special Terms and Conditions imposed by the federal Centers for Medicare and Medicaid Services (CMS).

Office of the Director

The Director's Office oversees the operations and administrative responsibilities of the Division and is responsible for ensuring the Division's compliance with statutory obligations. The office is responsible for coordinating all programs established to assist with the mission and vision of the Division.

Medicaid and CHIP

For Kansas, the majority of Medicaid and CHIP beneficiaries are families and children. However, Medicaid services for people with disabilities and the elderly make up the majority of total expenditures. The charts below show the proportion of Medicaid and CHIP expenditures in Kansas and the proportion of the related population groups.

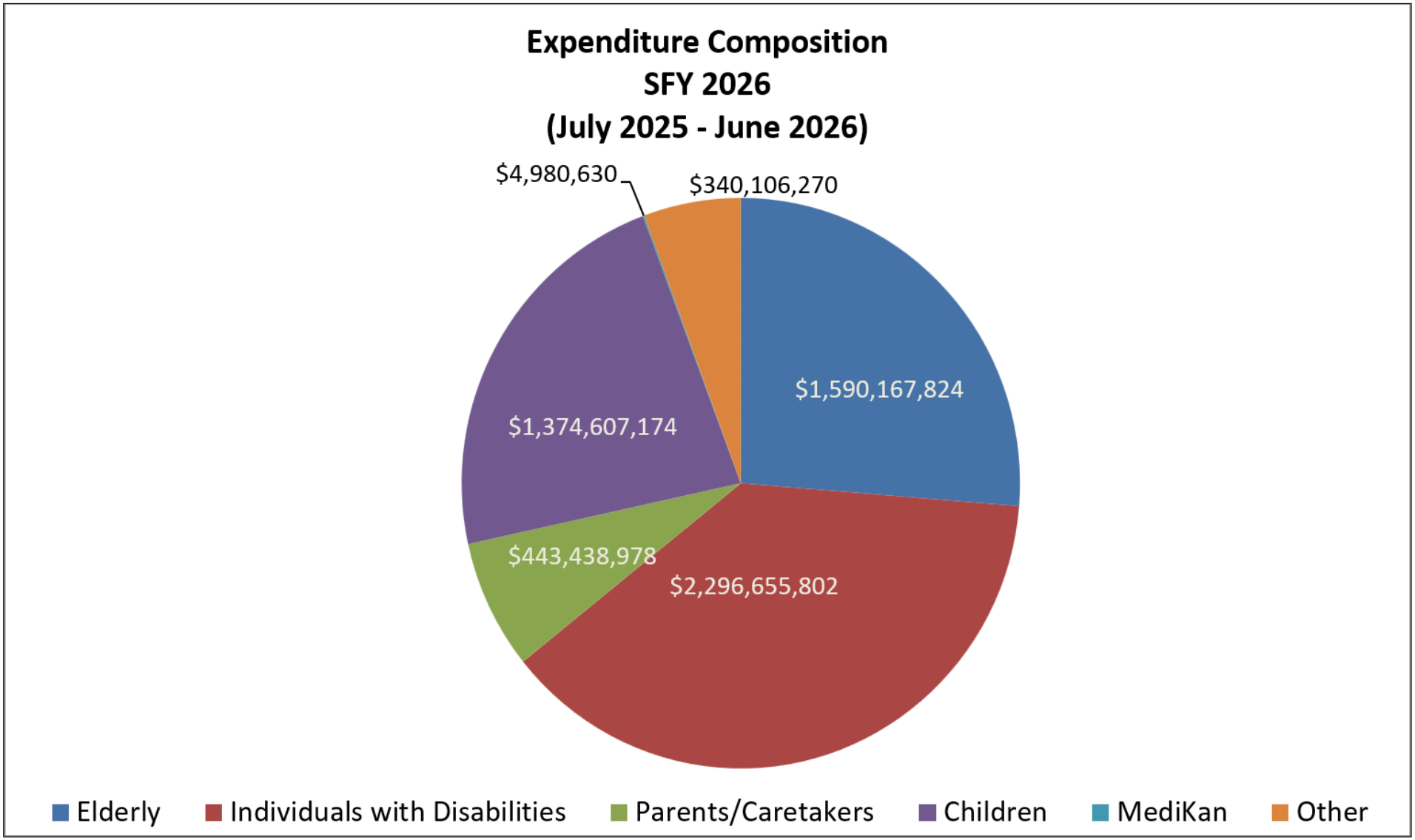
Expenditure Composition
SFY 2026
(July 2025 - June 2026)
$4,980,630
$340,106,270
$1,590,167,824
$1,374,607,174
$443,438,978
$2,296,655,802
Elderly
Individuals with Disabilities
Parents/Caretakers
Children
MediKan
Other

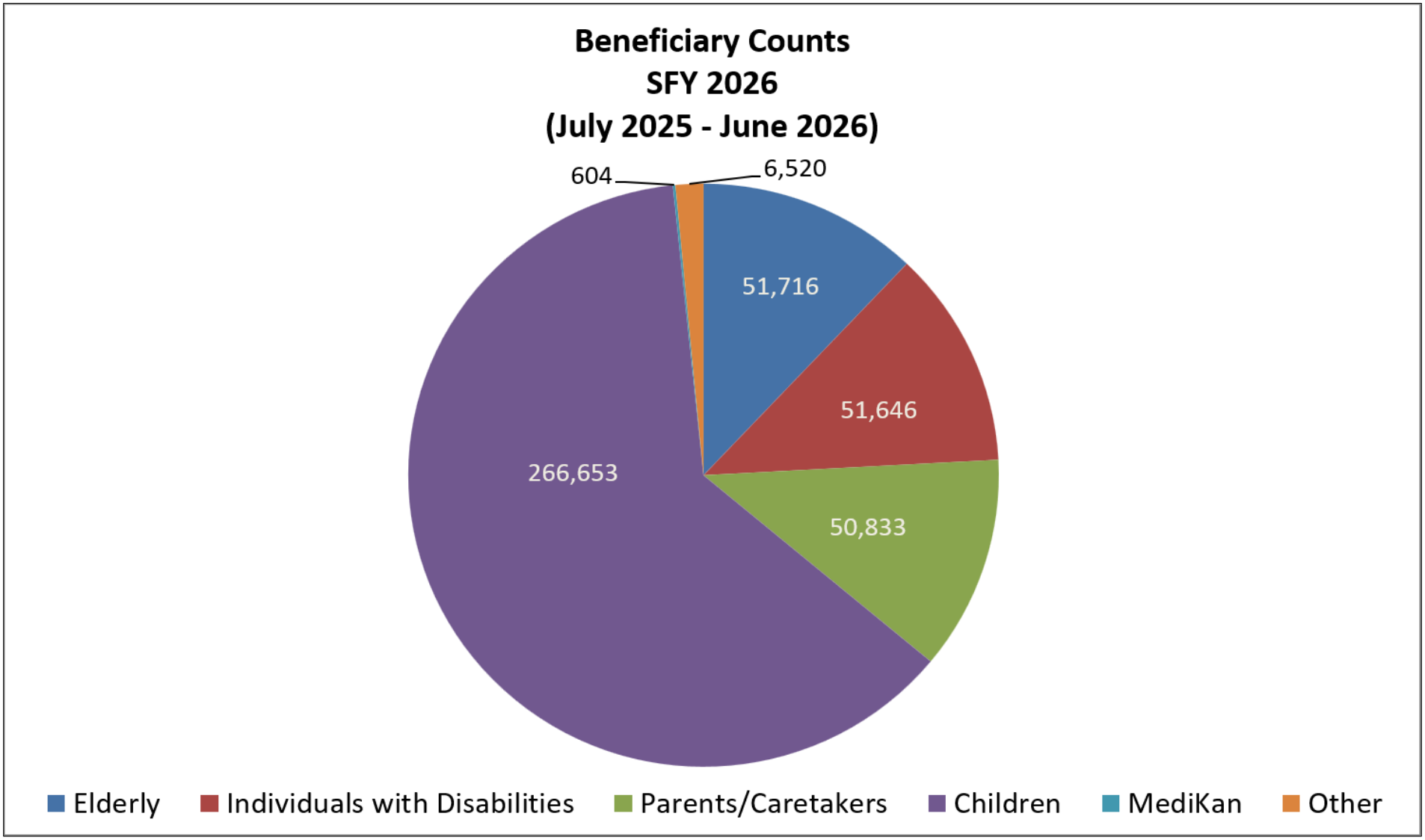
Beneficiary Counts
SFY 2026
(July 2025 - June 2026)
604
6,520
51,716
51,646
266,653
50,833
Elderly
Individuals with Disabilities
Parents/Caretakers
Children
MediKan
Other

In FY26, Kansas Medicaid continues to reflect significant trends stemming from the COVID-19 pandemic and subsequent changes in eligibility regulations. Approximately 75% of the enrolled beneficiaries comprise children and families, a demographic that has seen fluctuations over the past few years. After a sharp increase in enrollment during FY20 due to the federally declared public health emergency, the total number of Medicaid beneficiaries peaked in FY23 at 529,851 but has since declined to 427,972 in FY26. Notably, the families segment has decreased from 251,743 in FY25 to 243,796, indicating a continuing trend of reduced enrollment among this group. Individuals with disabilities and those in foster care also show declines, with individuals with disabilities dropping from 53,113 in FY25 to 51,646 and foster care populations decreasing to 16,807. Conversely, the Children's Health Insurance Program (CHIP) experienced fluctuations, peaking at 60,166 in FY25 but dropping to 56,883 in FY26. These trends suggest a shifting landscape for Medicaid in Kansas, with ongoing implications for access to healthcare services for vulnerable populations as the state adjusts to post-pandemic realities.

Average Monthly Members: Kansas Medicaid: FY 2021-2026 YTD

Populations	FY 2021	FY 2022	FY 2023	FY 2024	FY 2025	FY 2026
Families	276,941	327,752	333,995	282,130	251,743	243,796
Individuals with Disabilities	58,791	60,362	59,934	57,262	53,113	51,646
CHIP	50,518	50,447	50,569	51,973	60,166	56,883
Aged	48,816	53,121	53,784	50,859	50,282	51,716
Foster Care and Adoption	19,626	22,037	22,318	18,212	17,638	16,807
Other Pops	6,495	8,397	8,074	5,836	6,091	6,520
MediKan	2,087	1,292	1,177	1,704	1,249	604
Totals	**463,273**	**523,408**	**529,851**	**467,975**	**440,281**	**427,972**

Working Healthy

The focus for FY26 will be to continue the partnership with DCF's Kansas Rehabilitation Services and Department of Commerce's Workforce System on creating a continuum of care for persons with disabilities to receive support around initial short-term injuries, long term, and lifelong disabilities focused on enabling Kansans to return to work. This coming year STEPS will partner with Department of Education, Department of Aging and Disability Services, and Department of Commerce to focus on youth transitions to support young people moving to careers with necessary supports. While assisting Kansas employers with the current labor shortage by encouraging awareness of capabilities of workers with disabilities.

STEPS targets individuals with behavioral health disabilities as well as those with developmental/intellectual, brain injury, and physical disabilities. STEPS has been designed to provide supports that will allow individuals to seek, obtain and maintain competitive, integrated employment in their communities and to live in their communities as independently as possible. *Working Healthy* will also continue its partnership with DCF's Kansas Rehabilitation Services, and with the Department of Commerce's Workforce System on a program for injured workers to Stay-at-Work/Return-to-Work (RetainWorks). Program staff continue to work with other State agencies to identify policy and procedural barriers to employment, and to eliminate these when possible.

KEES

The Kansas Eligibility and Enforcement System (KEES) came on line in late June 2015 and is currently providing the full range of Medicaid and CHIP eligibility services. The new system automated a number of manual processes to determine eligibility for public assistance programs.

KMMS and Eligibility Clearinghouse

In addition to administering cost-effective managed care and fee-for-service purchasing systems, the Medicaid unit contracts with and oversees the fiscal agent that operates the Medicaid Management Information System (MMIS) and oversees a combination of state staff and contractor resources who operate the eligibility determination clearinghouse. In January 2021, Conduent took over family medical eligibility application processing from the state's previous contractor, Maximus. In April 2022, the Kansas Modular Medicaid System (KMMS) went live, replacing the legacy MMIS.

Program Finance and Estimations

The Program Finance and Estimations Bureau provides fiscal management, financial analysis and estimates related to Medicaid and CHIP utilization to all DHCF program areas.

Budget Years – FY27 and FY28:

The FY27 Division of Health Care Finance budget request totals $4,523,364,357 of which $874,987,730 is from the State General Fund (SGF). The FY28 Division of Health Care Finance budget request totals $ 4,533,539,250 of which $ 878,204,051 is from the State General Fund (SGF).

The Enhancements section contains information regarding the expenditure request details for the FY27 Supplemental Requests and the FY28 Enhancement Requests.

The charts below contain the Division of Health Care Finance budget request by funding source and expenditure category.

	FY27		FY28	
Funding Source	**Amount**	**%**	**Amount**	**%**
State General Fund	874,987,730	19.08%	878,204,051	19.37%
Agency Fee Funds	826,299,473	18.04%	826,351,741	18.23%
Federal Funds	2,882,077,154	62.88%	2,828,983,458	62.40%
Agency and Trust Funds	0	0.00%	0	0.00%
Total Expenditures	**4,583,364,357**	**100.00%**	**4,533,539,250**	**100.00%**
Non-Expense				
Agency Fee Funds	0		0	
Agency and Trust Funds	0		0	
Total Non-Expense	**0**		**0**	

Narrative Information—DA 400

Division of the Budget

State of Kansas

Agency Department of Health and Environment

Program Division of Health Care Finance– Summary

FY27 Expenditure Category	All Funds	% of Total Budget	SGF	% of SGF Budget	% of Total Budget	Other Funds	% of Other Funds Budget	% of Total Budget
Salaries and Wages	50,153,201	1.11%	16,761,951	1.92%	0.37%	33,391,250	0.92%	0.74%
Contractual	183,544,248	4.06%	13,018,680	1.49%	0.29%	170,525,568	4.67%	3.77%
Commodities	67,504	0.00%	29,749	0.00%	0.00%	37,755	0.00%	0.00%
Capital Outlay	136,734	0.00%	55,981	0.00%	0.00%	80,753	0.00%	0.00%
Aid and Other Assistance	4,289,462,670	94.83%	845,121,369	96.59%	18.68%	3,444,341,301	94.41%	76.14%
Non-Expense	0	0.00%	0	0.00%	0.00%	0	0.00%	0.01%
Total Expenditures	**4,523,364,357**	**100.00%**	**874,987,730**	**100.00%**	**19.34%**	**3,648,376,627**	**100.00%**	**80.66%**

FY28 Expenditure Category	All Funds	% of Total Budget	SGF	% of SGF Budget	% of Total Budget	Other Funds	% of Other Funds Budget	% of Total Budget
Salaries and Wages	53,498,237	1.18%	17,967,015	2.05%	0.40%	35,531,222	0.97%	0.78%
Contractual	182,014,962	4.02%	11,954,394	1.36%	0.26%	170,060,568	4.65%	3.75%
Commodities	67,504	0.00%	29,749	0.00%	0.00%	37,755	0.00%	0.00%
Capital Outlay	136,734	0.00%	55,981	0.00%	0.00%	80,753	0.00%	0.00%
Aid and Other Assistance	4,297,821,813	94.80%	848,196,912	96.59%	18.71%	3,449,624,901	94.37%	76.09%
Non-Expense	0	0.00%	0	0.00%	0.00%	0	0.01%	0.01%
Total Expenditures	**4,533,539,250**	**100.00%**	**878,204,051**	**100.00%**	**19.37%**	**3,655,335,199**	**100.00%**	**80.63%**

EXPENDITURE JUSTIFICATION

Account Code 51000 – 51990: Salaries and Wages

	FY27	FY28
State General Fund	16,761,951	17,967,015
Agency Fee Funds	977,144	1,029,412
Federal Funds	32,414,106	34,501,810
Total	50,153,201	53,498,237

Summary: The Division of Health Care Finance requests funding for 640.00 FTE and 3.00 Non-FTE.

FY27: Salaries and wages, including approved salary increases, are calculated in accordance with Division of Budget guidelines and cost indices and include longevity bonuses.

FY28: Staffing continues at the same level as FY27. Salaries and wages are calculated in accordance with Division of Budget guidelines and cost indices and include longevity bonuses.

Account Code 52000 – 52990: Contractual Services

	FY27	FY28
State General Fund	13,018,680	11,954,394
Agency Fee Funds	42,077,939	42,077,939
Federal Funds	128,447,629	127,982,629
Total	183,544,248	182,014,962

Summary: Major expenses in this category are professional and contractual services related to the operation of the Medicaid fiscal agent, Eligibility Clearinghouse and for Electronic Health Record incentive payments to Medicaid providers.

State General Fund - The majority of expenditures in the SGF contractual service line are for fees for professional services. The State General Fund provides the state match to federal funding of the contracts to support the operation of the Medicaid program.

Account Code 53000 – 53990: Commodities

	FY27	FY28
State General Fund	29,749	29,749
Agency Fee Funds	0	0
Federal Funds	37,755	37,755
Total	67,504	67,504

Summary: The amount requested by the Division is for routine office and professional supplies. In all fiscal years these expenditures are predominantly for office supplies and equipment to support the Medicaid and State Employee Health Plan programs.

Account Code 54000: Capital Outlay

	FY27	FY28
State General Fund	55,981	55,981
Agency Fee Funds	4,400	4,400
Federal Funds	76,353	76,353
Total	136,734	136,734

Summary: Request allows for the purchase of routine computer related items and office furniture to accommodate staff needs.

Object Code 55000: Other Assistance

	FY27	FY28
State General Fund	845,121,369	848,196,912
Agency Fee Funds	783,239,990	783,239,990
Federal Funds	2,661,101,311	2,666,384,911
Total	4,289,462,670	4,297,821,813

The State General Fund amounts budgeted in this category are used as matching dollars for Medicaid and CHIP assistance.

406/410 series report

Dept. Name: Division of Health Care Finance
Agency Name: Health & Environment--Health
Agency Reporting Level: 02
Version: 2028-A-02-00264

Date: 09/02/2026
Time: 13:17:27

Division of the Budget
KANSAS

Obj. Code	OBJECTS OF EXPENDITURE	FY 2026 Actuals	FY 2027 Adjusted Budget Request	FY 2028 Adjusted Budget Request	null	null	null
	Salaries and Wages	44,465,251	50,153,201	53,498,237	0	0	0
	TOTAL Salaries and Wages	**44,465,251**	**50,153,201**	**53,498,237**	**0**	**0**	**0**
52000	Communication	2,274,626	1,842,787	1,842,787	0	0	0
52100	Freight and Express	2,900	925	925	0	0	0
52200	Printing and Advertising	685,610	669,191	669,191	0	0	0
52300	Rents	9,350,554	7,028,194	7,028,194	0	0	0
52400	Reparing and Servicing	116,089	125,425	125,425	0	0	0
52500	Travel and Subsistence	104,059	7,600	7,600	0	0	0
52510	InState Travel and Subsistence	124,406	186,410	186,410	0	0	0
52520	Out of State Travel and Subsis	37,849	41,677	41,677	0	0	0
52600	Fees-other Services	1,921,374	587,713	587,713	0	0	0
52700	Fee-Professional Services	156,722,771	173,023,316	171,494,030	0	0	0
52800	Utilities	3,520	5,779	5,779	0	0	0
52900	Other Contractual Services	7,108	25,231	25,231	0	0	0
	TOTAL Contractual Services	**171,350,866**	**183,544,248**	**182,014,962**	**0**	**0**	**0**
53000	Clothing	275	0	0	0	0	0
53200	Food for Human Consumption	44	789	789	0	0	0
53400	Maint Constr Material Supply	2,495	4,479	4,479	0	0	0
53500	Vehicle Part Supply Accessory	11,865	6,950	6,950	0	0	0
53600	Pro Science Supply Material	4,238,631	51	51	0	0	0
53700	Office and Data Supplies	8,611	28,130	28,130	0	0	0
53900	Other Supplies and Materials	32,325	27,105	27,105	0	0	0
	TOTAL Commodities	**4,294,246**	**67,504**	**67,504**	**0**	**0**	**0**
	TOTAL Capital Outlay	**42,891**	**136,734**	**136,734**	**0**	**0**	**0**
	SUBTOTAL State Operations	**220,153,254**	**233,901,687**	**235,717,437**	**0**	**0**	**0**
55000	Federal Aid Payments	32,202,311	36,476,541	36,476,541	0	0	0
55100	State Aid Payments	136,532	4,156,400,327	4,156,360,814	0	0	0
	TOTAL Aid to Local Governments	**32,338,843**	**4,192,876,868**	**4,192,837,355**	**0**	**0**	**0**
55200	Claims	1,499,999	0	0	0	0	0
55500	State Special Grants	4,008,873,914	96,585,802	104,984,458	0	0	0
	TOTAL Other Assistance	**4,010,373,913**	**96,585,802**	**104,984,458**	**0**	**0**	**0**
	TOTAL REPORTABLE EXPENDITURES	**4,262,866,010**	**4,523,364,357**	**4,533,539,250**	**0**	**0**	**0**
77300	Transfers	400,000	0	0	0	0	0
	TOTAL Non-Expense Items	**400,000**	**0**	**0**	**0**	**0**	**0**
	TOTAL EXPENDITURES	**4,263,266,010**	**4,523,364,357**	**4,533,539,250**	**0**	**0**	**0**

DHCF

406/410 series report

Dept. Name: Division of Health Care Finance
Agency Name: Health & Environment--Health
Agency Reporting Level: 02
Version: 2028-A-02-00264

Date: 09/02/2026
Time: 13:17:27

Division of the Budget
KANSAS

Series	Fund Code	FUND/ACCOUNT TITLE	FY 2026 Actuals	FY 2027 Adjusted Budget Request	FY 2028 Adjusted Budget Request	null	null	null
1	1000	0010 OPERATING EXPENDITURES	14,631,219	16,761,951	17,967,015	0	0	0
1	**1000**	**1000 SUBTOTAL for 1000's**	**14,631,219**	**16,761,951**	**17,967,015**	**0**	**0**	**0**
1	2391	2391 2391 ASSOCIATION ASST FLAN FD	1,183,501	770,168	811,853	0	0	0
1	**2391**	**2391 SUBTOTAL for 2391's**	**1,183,501**	**770,168**	**811,853**	**0**	**0**	**0**
1	2569	2500 HEALTH COMMITTE INS FD	184,751	206,976	217,559	0	0	0
1	**2569**	**2569 SUBTOTAL for 2569's**	**184,751**	**206,976**	**217,559**	**0**	**0**	**0**
1	3414	0441 MED ASST FDF-MED ADMIN	25,781,726	30,404,506	32,384,369	0	0	0
1	**3414**	**3414 SUBTOTAL for 3414's**	**25,781,726**	**30,404,506**	**32,384,369**	**0**	**0**	**0**
1	3424	0542 CHIP ADMIN	2,283,552	1,277,737	1,347,751	0	0	0
1	**3424**	**3424 SUBTOTAL for 3424's**	**2,283,552**	**1,277,737**	**1,347,751**	**0**	**0**	**0**
1	3715	3715 3715 MATERNAL HEALTH	285,760	621,014	653,262	0	0	0
1	**3715**	**3715 SUBTOTAL for 3715's**	**285,760**	**621,014**	**653,262**	**0**	**0**	**0**
1	3935	3935 3935 SBS Grant	109,364	110,849	116,428	0	0	0
1	**3935**	**3935 SUBTOTAL for 3935's**	**109,364**	**110,849**	**116,428**	**0**	**0**	**0**
1	3938	3938 3938 CONTINUTITY OF CARE FUN	5,378	0	0	0	0	0
1	**3938**	**3938 SUBTOTAL for 3938's**	**5,378**	**0**	**0**	**0**	**0**	**0**
		1392 TOTAL Salaries and Wages	**44,465,251**	**50,153,201**	**53,498,237**	**0**	**0**	**0**
2	1000	0010 OPERATING EXPENDITURES	14,895,294	13,018,680	11,954,394	0	0	0
2	1000	0449 Special Enhanced FMAP	55,371	0	0	0	0	0
2	**1000**	**1000 SUBTOTAL for 1000's**	**14,950,665**	**13,018,680**	**11,954,394**	**0**	**0**	**0**
2	2391	2391 2391 ASSOCIATION ASST FLAN FD	9,177,155	13,550,511	13,550,511	0	0	0
2	2391	2392 SRS-KEES ELIGIBILITY PROJECT	378,442	0	0	0	0	0
2	**2391**	**2391 SUBTOTAL for 2391's**	**9,555,597**	**13,550,511**	**13,550,511**	**0**	**0**	**0**
2	2395	0110 MEDICAL PROGRAMS FF	29,041,808	28,491,828	28,491,828	0	0	0
2	**2395**	**2395 SUBTOTAL for 2395's**	**29,041,808**	**28,491,828**	**28,491,828**	**0**	**0**	**0**
2	2569	2500 HEALTH COMMITTE INS FD	29,054	35,600	35,600	0	0	0
2	**2569**	**2569 SUBTOTAL for 2569's**	**29,054**	**35,600**	**35,600**	**0**	**0**	**0**
2	3414	0441 MED ASST FDF-MED ADMIN	105,456,678	109,563,702	109,098,702	0	0	0
2	3414	0448 MED ASST FDF-MEDICAID/LAB	(1,497)	0	0	0	0	0
2	**3414**	**3414 SUBTOTAL for 3414's**	**105,455,181**	**109,563,702**	**109,098,702**	**0**	**0**	**0**
2	3424	0540 CHILDRENS HEALTH INSURANCE PRG	2	0	0	0	0	0
2	3424	0542 CHIP ADMIN	12,207,264	18,145,761	18,145,761	0	0	0
2	**3424**	**3424 SUBTOTAL for 3424's**	**12,207,266**	**18,145,761**	**18,145,761**	**0**	**0**	**0**
2	3715	3715 3715 MATERNAL HEALTH	(724,945)	3,375	3,375	0	0	0
2	**3715**	**3715 SUBTOTAL for 3715's**	**(724,945)**	**3,375**	**3,375**	**0**	**0**	**0**
2	3935	3935 3935 SBS Grant	836,240	734,791	734,791	0	0	0
2	**3935**	**3935 SUBTOTAL for 3935's**	**836,240**	**734,791**	**734,791**	**0**	**0**	**0**
		1512 TOTAL Contractual Services	**171,350,866**	**183,544,248**	**182,014,962**	**0**	**0**	**0**
3	1000	0010 OPERATING EXPENDITURES	16,369	29,749	29,749	0	0	0
3	1000	0060 CHILDREN'S HEALTH INS PROGRAM	1,161,212	0	0	0	0	0
3	1000	0449 Special Enhanced FMAP	16,653	0	0	0	0	0
3	**1000**	**1000 SUBTOTAL for 1000's**	**1,194,234**	**29,749**	**29,749**	**0**	**0**	**0**
3	2391	2391 2391 ASSOCIATION ASST FLAN FD	17	0	0	0	0	0
3	**2391**	**2391 SUBTOTAL for 2391's**	**17**	**0**	**0**	**0**	**0**	**0**
3	2569	2500 HEALTH COMMITTE INS FD	37	0	0	0	0	0

DRAFT

406/410 series report

Dept. Name: Division of Health Care Finance
Agency Name: Health & Environment--Health
Agency Reporting Level: 02
Version: 2028-A-02-00264

Date: 09/02/2026
Time: 13:17:27

Division of the Budget
KANSAS

Series	Fund Code	FUND/ACCOUNT TITLE	FY 2026 Actuals	FY 2027 Adjusted Budget Request	FY 2028 Adjusted Budget Request	null	null	null
3	**2569**	**2569 SUBTOTAL for 2569's**	**37**	**0**	**0**	**0**	**0**	**0**
3	3414	0441 MED ASST FDF-MED ADMIN	20,743	34,792	34,792	0	0	0
3	**3414**	**3414 SUBTOTAL for 3414's**	**20,743**	**34,792**	**34,792**	**0**	**0**	**0**
3	3424	0540 CHILDRENS HEALTH INSURANCE PRG	3,077,350	0	0	0	0	0
3	3424	0542 CHIP ADMIN	1,057	2,899	2,899	0	0	0
3	**3424**	**3424 SUBTOTAL for 3424's**	**3,078,407**	**2,899**	**2,899**	**0**	**0**	**0**
3	3715	3715 3715 MATERNAL HEALTH	458	40	40	0	0	0
3	**3715**	**3715 SUBTOTAL for 3715's**	**458**	**40**	**40**	**0**	**0**	**0**
3	3935	3935 3935 SBS Grant	350	24	24	0	0	0
3	**3935**	**3935 SUBTOTAL for 3935's**	**350**	**24**	**24**	**0**	**0**	**0**
		1612 TOTAL Commodities	**4,294,246**	**67,504**	**67,504**	**0**	**0**	**0**
4	1000	0010 OPERATING EXPENDITURES	16,895	55,981	55,981	0	0	0
4	**1000**	**1000 SUBTOTAL for 1000's**	**16,895**	**55,981**	**55,981**	**0**	**0**	**0**
4	2569	2500 HEALTH COMMITTE INS FD	0	4,400	4,400	0	0	0
4	**2569**	**2569 SUBTOTAL for 2569's**	**0**	**4,400**	**4,400**	**0**	**0**	**0**
4	3414	0441 MED ASST FDF-MED ADMIN	19,528	68,394	68,394	0	0	0
4	**3414**	**3414 SUBTOTAL for 3414's**	**19,528**	**68,394**	**68,394**	**0**	**0**	**0**
4	3424	0542 CHIP ADMIN	1,235	5,538	5,538	0	0	0
4	**3424**	**3424 SUBTOTAL for 3424's**	**1,235**	**5,538**	**5,538**	**0**	**0**	**0**
4	3715	3715 3715 MATERNAL HEALTH	5,233	2,026	2,026	0	0	0
4	**3715**	**3715 SUBTOTAL for 3715's**	**5,233**	**2,026**	**2,026**	**0**	**0**	**0**
4	3935	3935 3935 SBS Grant	0	395	395	0	0	0
4	**3935**	**3935 SUBTOTAL for 3935's**	**0**	**395**	**395**	**0**	**0**	**0**
		1672 TOTAL Capital Outlay	**42,891**	**136,734**	**136,734**	**0**	**0**	**0**
8	1000	0010 OPERATING EXPENDITURES	0	244,000	244,000	0	0	0
8	1000	3026 OTHER MEDICAL ASSISTANCE	136,532	773,789,513	773,750,000	0	0	0
8	1000	3027 WICHITA GME	0	2,950,000	2,950,000	0	0	0
8	1000	3028 GRADUATED MEDICAL EDUCATION	0	1,300,000	1,300,000	0	0	0
8	**1000**	**1000 SUBTOTAL for 1000's**	**136,532**	**778,283,513**	**778,244,000**	**0**	**0**	**0**
8	2185	2185 2185 Medical Assistance Fee Fund	0	308,000,000	308,000,000	0	0	0
8	**2185**	**2185 SUBTOTAL for 2185's**	**0**	**308,000,000**	**308,000,000**	**0**	**0**	**0**
8	2391	2391 2391 ASSOCIATION ASST FLAN FD	0	3,103,919	3,103,919	0	0	0
8	**2391**	**2391 SUBTOTAL for 2391's**	**0**	**3,103,919**	**3,103,919**	**0**	**0**	**0**
8	2395	0110 MEDICAL PROGRAMS FF	0	74,114,139	74,114,139	0	0	0
8	**2395**	**2395 SUBTOTAL for 2395's**	**0**	**74,114,139**	**74,114,139**	**0**	**0**	**0**
8	2443	2215 HEALTH CARE ACCESS IMPRV FD	0	392,021,932	392,021,932	0	0	0
8	**2443**	**2443 SUBTOTAL for 2443's**	**0**	**392,021,932**	**392,021,932**	**0**	**0**	**0**
8	3414	0440 MED ASST FDF-ASST	0	2,406,175,961	2,406,175,961	0	0	0
8	3414	0441 MED ASST FDF-MED ADMIN	32,202,311	36,204,241	36,204,241	0	0	0
8	**3414**	**3414 SUBTOTAL for 3414's**	**32,202,311**	**2,442,380,202**	**2,442,380,202**	**0**	**0**	**0**
8	3424	0540 CHILDRENS HEALTH INSURANCE PRG	0	194,944,863	194,944,863	0	0	0
8	3424	0542 CHIP ADMIN	0	28,300	28,300	0	0	0
8	**3424**	**3424 SUBTOTAL for 3424's**	**0**	**194,973,163**	**194,973,163**	**0**	**0**	**0**
		1792 TOTAL Aid to Locals	**32,338,843**	**4,192,876,868**	**4,192,837,355**	**0**	**0**	**0**
9	1000	0060 CHILDREN'S HEALTH INS PROGRAM	50,832,645	66,837,856	66,836,512	0	0	0

DHCF

406/410 series report

Dept. Name: Division of Health Care Finance
Agency Name: Health & Environment--Health
Agency Reporting Level: 02
Version: 2028-A-02-00264

Date: 09/02/2026
Time: 13:17:27

Division of the Budget
KANSAS

Series	Fund Code	FUND/ACCOUNT TITLE	FY 2026 Actuals	FY 2027 Adjusted Budget Request	FY 2028 Adjusted Budget Request	null	null	null
9	1000	0449 Special Enhanced FMAP	8,161,586	0	0	0	0	0
9	1000	3026 OTHER MEDICAL ASSISTANCE	772,391,351	0	3,116,400	0	0	0
9	1000	3027 WICHITA GME	2,950,000	0	0	0	0	0
9	1000	3028 GRADUATED MEDICAL EDUCATION	1,300,000	0	0	0	0	0
9	**1000**	**1000 SUBTOTAL for 1000's**	**835,635,582**	**66,837,856**	**69,952,912**	**0**	**0**	**0**
9	2185	2185 2185 Medical Assistance Fee Fund	313,975,937	0	0	0	0	0
9	**2185**	**2185 SUBTOTAL for 2185's**	**313,975,937**	**0**	**0**	**0**	**0**	**0**
9	2395	0110 MEDICAL PROGRAMS FF	35,865,967	6,000,000	6,000,000	0	0	0
9	**2395**	**2395 SUBTOTAL for 2395's**	**35,865,967**	**6,000,000**	**6,000,000**	**0**	**0**	**0**
9	2443	2215 HEALTH CARE ACCESS IMPRV FD	397,341,597	0	0	0	0	0
9	**2443**	**2443 SUBTOTAL for 2443's**	**397,341,597**	**0**	**0**	**0**	**0**	**0**
9	3328	3310 RYAN WHITE TITLE II FDF	22,977,666	23,747,946	23,747,946	0	0	0
9	**3328**	**3328 SUBTOTAL for 3328's**	**22,977,666**	**23,747,946**	**23,747,946**	**0**	**0**	**0**
9	3414	0440 MED ASST FDF-ASST	2,217,792,869	0	5,283,600	0	0	0
9	**3414**	**3414 SUBTOTAL for 3414's**	**2,217,792,869**	**0**	**5,283,600**	**0**	**0**	**0**
9	3424	0540 CHILDRENS HEALTH INSURANCE PRG	186,784,295	0	0	0	0	0
9	**3424**	**3424 SUBTOTAL for 3424's**	**186,784,295**	**0**	**0**	**0**	**0**	**0**
		1902 TOTAL Other Assistance	**4,010,373,913**	**96,585,802**	**104,984,458**	**0**	**0**	**0**
92	2443	2215 HEALTH CARE ACCESS IMPRV FD	400,000	0	0	0	0	0
92	**2443**	**2443 SUBTOTAL for 2443's**	**400,000**	**0**	**0**	**0**	**0**	**0**
92	3414	0441 MED ASST FDF-MED ADMIN	0	0	0	0	0	0
92	**3414**	**3414 SUBTOTAL for 3414's**	**0**	**0**	**0**	**0**	**0**	**0**
		1922 TOTAL Non-Expense Items	**400,000**	**0**	**0**	**0**	**0**	**0**
		1922 TOTAL All Funds	**4,263,266,010**	**4,523,364,357**	**4,533,539,250**	**0**	**0**	**0**

DRAFT

406/410 series report

Dept. Name: Division of Health Care Finance
Agency Name: Health & Environment--Health
Agency Reporting Level: 02
Version: 2028-A-02-00264

Date: 09/02/2026
Time: 13:17:27

Division of the Budget
KANSAS

Fund Code	FUND/ACCOUNT TITLE	FY 2026 Actuals	FY 2027 Adjusted Budget Request	FY 2028 Adjusted Budget Request	null	null	null
0010	OPERATING EXPENDITURES	29,559,777	30,110,361	30,251,139	0	0	0
0060	CHILDREN'S HEALTH INS PROGRAM	51,993,857	66,837,856	66,836,512	0	0	0
0449	Special Enhanced FMAP	8,233,610	0	0	0	0	0
3026	OTHER MEDICAL ASSISTANCE	772,527,883	773,789,513	776,866,400	0	0	0
3027	WICHITA GME	2,950,000	2,950,000	2,950,000	0	0	0
3028	GRADUATED MEDICAL EDUCATION	1,300,000	1,300,000	1,300,000	0	0	0
1000	**SUBTOTAL STATE GENERAL FUND**	**866,565,127**	**874,987,730**	**878,204,051**	**0**	**0**	**0**
2185	Medical Assistance Fee Fund	313,975,937	308,000,000	308,000,000	0	0	0
2185	**SUBTOTAL MEDICAL ASSISTANCE FEE FUND**	**313,975,937**	**308,000,000**	**308,000,000**	**0**	**0**	**0**
2391	ASSOCIATION ASST FLAN FD	10,360,673	17,424,598	17,466,283	0	0	0
2392	SRS-KEES ELIGIBILITY PROJECT	378,442	0	0	0	0	0
2391	**SUBTOTAL ASSOCIATION ASST PLAN FD**	**10,739,115**	**17,424,598**	**17,466,283**	**0**	**0**	**0**
0110	MEDICAL PROGRAMS FF	64,907,775	108,605,967	108,605,967	0	0	0
2395	**SUBTOTAL MEDICAL PROGRAMS FF**	**64,907,775**	**108,605,967**	**108,605,967**	**0**	**0**	**0**
2215	HEALTH CARE ACCESS IMPRV FD	397,741,597	392,021,932	392,021,932	0	0	0
2443	**SUBTOTAL HEALTH CARE ACCESS IMPRV FD**	**397,741,597**	**392,021,932**	**392,021,932**	**0**	**0**	**0**
2500	HEALTH COMMITTE INS FD	213,842	246,976	257,559	0	0	0
2569	**SUBTOTAL HEALTH COMMITTEE INSURANCE FD**	**213,842**	**246,976**	**257,559**	**0**	**0**	**0**
3310	RYAN WHITE TITLE II FDF	22,977,666	23,747,946	23,747,946	0	0	0
3328	**SUBTOTAL 93.917-HIV CARE FORMULA GRANT**	**22,977,666**	**23,747,946**	**23,747,946**	**0**	**0**	**0**
0440	MED ASST FDF-ASST	2,217,792,869	2,406,175,961	2,411,459,561	0	0	0
0441	MED ASST FDF-MED ADMIN	163,480,986	176,275,635	177,790,498	0	0	0
0448	MED ASST FDF-MEDICAID/LAB	(1,497)	0	0	0	0	0
3414	**SUBTOTAL 93.778-MEDICAL ASSISTANCE PRG**	**2,381,272,358**	**2,582,451,596**	**2,589,250,059**	**0**	**0**	**0**
0540	CHILDRENS HEALTH INSURANCE PRG	189,861,647	194,944,863	194,944,863	0	0	0
0542	CHIP ADMIN	14,493,108	19,460,235	19,530,249	0	0	0
3424	**SUBTOTAL 93.767-CHILDRENS HLTH INS PRG**	**204,354,755**	**214,405,098**	**214,475,112**	**0**	**0**	**0**
3715	MATERNAL HEALTH	(433,494)	626,455	658,703	0	0	0
3715	**SUBTOTAL MATERNAL HEALTH GRANT**	**(433,494)**	**626,455**	**658,703**	**0**	**0**	**0**
3935	SBS Grant	945,954	846,059	851,638	0	0	0
3935	**SUBTOTAL SBS Grant**	**945,954**	**846,059**	**851,638**	**0**	**0**	**0**
3938	CONTINUTITY OF CARE FUN	5,378	0	0	0	0	0
3938	**SUBTOTAL CONTINUTITY OF CARE FUND**	**5,378**	**0**	**0**	**0**	**0**	**0**

DIOF

406/410 series report

Dept. Name: Division of Health Care Finance
Agency Name: Health & Environment--Health
Agency Reporting Level: 02
Version: 2028-A-02-00264

Date: 09/02/2026
Time: 13:17:27

Division of the Budget
KANSAS

Fund Code	FUND/ACCOUNT TITLE	FY 2026 Actuals	FY 2027 Adjusted Budget Request	FY 2028 Adjusted Budget Request	null	null	null
2238	**TOTAL MEANS OF FUNDING**	**4,263,266,010**	**4,523,364,357**	**4,533,539,250**	**0**	**0**	**0**

DHCF

412 reconciliation

Program. Name: Division of Health Care Finance
Agency Name: Health & Environment--Health
Agency Reporting Level: 02
Version: 2028-A-02-00264

Date: 09/02/2026
Time: 13:18:54

Division of the Budget
KANSAS

Classification of Employment	Pay Grade	FY 2027 Estimate		FY 2028 Request	
		Pos	Amount	Pos	Amount
Authorized Positions					
Regular Classified					
Administrative Specialist	23	1.00	48,963	1.00	50,846
Human Services Specialist	26	5.00	243,589	5.00	252,958
Human Services Supervisor	31	3.00	164,590	3.00	170,921
Management Systems Analyst I	29	1.00	56,680	1.00	58,860
Management Systems Analyst II	32	2.00	145,309	2.00	82,793
Program Consultant II	28	6.00	311,813	6.00	323,806
Public Service Executive I	33	1.00	72,301	1.00	75,082
Public Service Executive II	36	2.00	175,240	2.00	181,980
Subtotal Regular Classified		21.00	1,218,485	21.00	1,197,245
Regular Unclassified					
Accountant	1	13.00	930,750	13.00	966,548
Accounting Manager	1	3.00	258,712	3.00	268,663
Administrative Specialist	1	2.00	82,470	2.00	85,642
Assistant Director	1	2.00	156,452	2.00	162,469
Audit Manager	1	2.00	146,900	2.00	152,550
Budget/fiscal Officer	1	1.00	84,760	1.00	88,020
Business Systm Analyst Manager	1	1.00	79,760	1.00	82,827
Claims Examiner	1	3.00	159,644	3.00	165,784
Coordinator	1	25.00	1,263,036	25.00	1,311,615
Data Analyst	1	30.00	1,713,444	30.00	1,779,345
Database Administrator	1	1.00	85,388	1.00	88,672
Deputy Director	1	2.00	213,530	2.00	221,742
Director	1	9.00	982,098	9.00	1,019,871
Eligibility Consultant	1	60.00	2,801,802	60.00	2,909,563
Eligibility Professional	1	150.00	6,742,443	150.00	7,001,767
Eligibility Supervisor	1	25.00	1,398,070	25.00	1,450,833
Eligibility Trainee	1	41.00	1,623,307	41.00	1,685,742
Information Technology Manager	1	1.00	72,334	1.00	75,116
Laboratory Technician	1	1.00	41,286	1.00	42,874
Licensed Practical Nurse	1	2.00	128,428	2.00	133,367
Management Analyst	1	24.00	1,531,190	24.00	1,587,878
Manager/Administrator	1	22.00	1,422,022	22.00	1,476,715
Operations Coordinator	1	4.00	205,417	4.00	211,406
Pharmacist	1	3.00	405,748	3.00	421,354
Procurement Officer	1	2.00	112,041	2.00	116,351
Program Administrator	1	1.00	79,760	1.00	82,827
Program Analyst	1	30.00	1,674,061	30.00	1,738,448
Program Assistant	1	2.00	74,872	2.00	77,751
Program Consultant	1	57.00	2,942,572	57.00	3,055,748
Program Director	1	5.00	427,930	5.00	444,389
Program Manager	1	30.00	1,958,396	30.00	2,033,719
Program Specialist	1	5.00	211,006	5.00	219,121

DHCF

412 reconciliation

Program. Name: Division of Health Care Finance
Agency Name: Health & Environment--Health
Agency Reporting Level: 02
Version: 2028-A-02-00264

Date: 09/02/2026
Time: 13:18:54

Division of the Budget
KANSAS

Classification of Employment	Pay Grade	FY 2027 Estimate		FY 2028 Request	
		Pos	Amount	Pos	Amount
Project Coordinator	1	3.00	180,939	3.00	187,898
Project Director	1	1.00	85,926	1.00	89,231
Project Manager	1	7.00	429,770	7.00	446,299
Public Service Administrator	1	1.00	52,603	1.00	54,626
Public Service Executive	1	4.00	296,338	4.00	307,735
Quality Assurance Technician	1	6.00	362,238	6.00	376,170
Receptionist	1	1.00	37,344	1.00	38,781
Registered Nurse	1	3.00	234,647	3.00	243,672
Registered Nurse Supervisor	1	2.00	194,470	2.00	201,950
Research Analyst	1	4.00	226,079	4.00	234,775
Senior Administrativ Assistant	1	4.00	146,563	4.00	152,200
Senior Administratv Specialist	1	4.00	174,947	4.00	181,675
Staff Development Specialist	1	18.00	921,827	18.00	957,282
Systems Coordinator	1	2.00	125,016	2.00	129,825
Subtotal Regular		619.00	33,478,335	619.00	34,760,840
Unclassified					
Non FTE Unclassified Permanent					
Appt/elect Bd/comm Bd Member	1	0.00	18,441	0.00	19,151
Data Analyst	1	1.00	55,671	1.00	57,812
Program Manager	1	1.00	64,024	1.00	66,487
Project Director	1	1.00	82,820	1.00	86,005
Subtotal Non FTE Unclassified Permanent		3.00	220,957	3.00	229,455
Temporary Unclassified					
Appt/elect Bd/comm Bd Member	1	0.00	18,441	0.00	19,151
Accountant	1	0.00	29,936	0.00	31,415
Medical Staff Professional	1	0.00	79,725	0.00	82,792
Medical Svcs Physician Spec	1	0.00	320,986	0.00	333,331
Research Nurse	1	0.00	39,447	0.00	39,447
Subtotal Temporary Unclassified		0.00	488,536	0.00	506,136
Longevity					
Longevity		0.00	11,000	0.00	11,200
Subtotal Longevity		0.00	11,000	0.00	11,200
Totals		643.00	35,417,312	643.00	36,704,876
Totals by Fringe Benefits					
RET	KPERS	0.00	1,019,405	0.00	1,072,082
RET	KPER2	0.00	3,279,140	0.00	3,412,870
FICA		0.00	2,193,519	0.00	2,277,479
UNEMP		0.00	7,069	0.00	14,678
WKCMP		0.00	56,961	0.00	45,549
RSAL		0.00	183,972	0.00	198,361
HLT1		0.00	6,334,354	0.00	7,310,173
HLT2		0.00	1,148,470	0.00	1,319,924
FICA 2		0.00	513,000	0.00	532,636
Total Benefits		0.00	14,735,890	0.00	16,183,754

DHCF

412 reconciliation

Program. Name: Division of Health Care Finance
Agency Name: Health & Environment--Health
Agency Reporting Level: 02
Version: 2028-A-02-00264

Date: 09/02/2026
Time: 13:18:54

Division of the Budget
KANSAS

Classification of Employment	Pay Grade	FY 2027 Estimate		FY 2028 Request	
		Pos	Amount	Pos	Amount
Total Salaries and Benefits		0.00	50,153,203	0.00	52,888,629
Totals by Position Type					
Regular Classified		21.00	1,218,485	21.00	1,197,245
Regular Unclassified		619.00	33,478,335	619.00	34,760,840
Non FTE Unclassified Permanent		3.00	220,957	3.00	229,455
Temporary Unclassified		0.00	488,536	0.00	506,136
Longevity		0.00	11,000	0.00	11,200

DHCF

MEDICAID

Medicaid is led by the Medicaid Director and composed of the Clinical Bureau, the Policy and Training Bureau, the Data, Research and Analytics Bureau, and Medicaid Operations.

Medicaid Operations consists of the Enterprise Systems Bureau, the Working Healthy and Outreach Bureau, the Eligibility Bureau, the Managed Care Bureau, and the Compliance and Contracting Bureau.

Program Finance & Estimations Bureau: This bureau provides fiscal management, financial analysis and estimates related to Medicaid and Children's Health Insurance Program (CHIP) utilization to all DHCF program areas and reports to the Deputy Secretary of Fiscal Services. See the Program Finance & Estimation narrative for additional information on this bureau.

Medicaid Director

The Medicaid Director oversees three of the bureaus and the Director of Medicaid Operations.

Clinical Bureau: This section contains the Medical and Pharmacy units and is responsible for utilization management for managed organization (MCO) and fee-for-service (FFS) medical and pharmacy benefits to ensure contractual compliance and adherence to state and federal law and policy and provide clinical expertise to the policy team. The Medical team ensures Medicaid coverage aligns with accepted clinical standards, prior authorization requirements are efficient and streamlined and MCOs are providing services within clinical guidelines established by KDHE. The Pharmacy unit takes part in guiding and overseeing MCO and fee-for-service (FFS) operations on the pharmacy and medical benefits, including managing drug utilization review; drug coverage, spend, and reimbursement; policy research; provider education; preferred drug list; and drug rebates processes.

Policy and Training Bureau: This bureau is responsible for researching and developing new Medicaid policy and initiatives, program integrity, and conducts reviews of current policy and coverage to ensure compliance with best clinical guidelines, direction from the Centers for Medicare and Medicaid Services (CMS) and legislative action. The Policy and Training Bureau also manages State Plan Amendments (SPAs), third-party liability (TPL) and oversees general Medicaid policy and grants. Eligibility policy and training units are also housed in the Policy and Training Bureau. The eligibility policy unit is responsible for overseeing all program and policy activities related to beneficiaries and their enrollment into the KanCare medical assistance eligibility program, including analysis and application of state and federal laws and regulations. The training unit coordinates and conducts training on key components of the Medicaid program for state staff and external stakeholders.

Data Research and Analytics Bureau: This section provides data and data analysis for the overall Medicaid program to inform contractor monitoring including MCOs oversight, analyze policy change pre- and post-impact, and provide insight into the overall performance of the program. The bureau collects and reports data to CMS, legislative oversight bodies, the public, other agencies and internal stakeholders. The bureau also is responsible to ensure data warehouse and other data repositories contain required CMS data elements and KDHE-defined data.

Director of Operations

The Director of Operations oversees five bureaus and their respective units.

Enterprise Systems: The Enterprise Systems group encompasses the systems and supporting applications for the Kansas Eligibility Enforcement System (KEES), the Kansas Modular Medicaid System (KMMS), the Electronic Visit and Verification System (EVV) and is responsible for the ongoing maintenance and support, enhancement, and new implementation/replacement of systems that support the Medicaid programs. It includes the KEES Operations, KMMS Operations and Project Management, and Testing units, and these units conduct project management, business analysis, training, testing, security provisioning, help desk, and claims and encounter compliance and oversight functions. Additionally, the Enterprise Systems Bureau manages policies for the state-certified Health Information Exchanges (HIEs) and manage the vendors responsible for systems services, day-to-day systems cycle, and system performance and issues. This unit monitors and supports numerous contracts who work on our systems and additionally, works to secure CMS funding for new systems, upgrades and continuous operations.

Working Healthy and Outreach Bureau: This unit is responsible for managing the Kansas Medicaid Buy-In program, Working Healthy, Work Opportunities Reward Kansans (WORK); and the employment support program, STEPS. The bureau's work includes developing program policy, program outreach, coordination within KDHE and with other State agencies, benefits planning, work incentives education, enrollment facilitation, premium oversight and provider training. Program staff also work with the KanCare managed care organizations (MCOs), state agencies, and disability stakeholders on initiatives designed to encourage youth and adults with disabilities to become employed and reduce reliance on public support. The Working Healthy Bureau includes outstation workers positioned around the state who conduct outreach and assist applicants and members with eligibility and the application proves, and Presumptive Eligibility staff.

Medicaid Eligibility: The Medicaid Eligibility Bureau consists of three units that oversee all aspects of Medicaid eligibility: eligibility systems, eligibility operations, and eligibility training & quality. These units are responsible for overseeing all program activities related to beneficiaries and their enrollment in Kansas managed care, also known as KanCare, monitors the functionality of Kansas Eligibility Enforcement System (KEES), generates needed reports to support the management of the eligibility workloads, monitors timely processing of eligibility requests, performs and

monitors eligibility and training activities, and houses the elderly and disabled and long-term care eligibility teams, as well the as the eligibility fair hearings, special projects, and presumptive medical disability determination (PMDT) teams. The Medicaid Eligibility Bureau also manages the KanCare Clearinghouse contract.

Managed Care Bureau: This bureau is comprised of two sections: the Quality Section and the MCO Oversight Section. It is responsible for the oversight of the daily operational issues for the three KanCare MCOs: Healthy Blue Kansas, Sunflower Health Plan, and United Healthcare of the Midwest. This oversight spans across the full range of managed care Medicaid and Children's Health Insurance Program (CHIP) populations. This team manages the actual MCO contracts through a hub model which incorporates staff from multiple bureaus and agencies.

Compliance and Contracting Bureau: This group consists of the Auditing Unit, Contracting Unit, Waiver Unit and the State Fair Hearing Unit. The bureau is responsible for Medicaid contracts, task orders, interagency agreements and requests for proposals, and provides oversight for the seven home and community-based services 1915 (c) waivers and the Medicaid and CHIP fair hearings process for eligibility, managed care and fee-for-service hearings. The Medicaid Quality Control Unit (MEQC), which provides audit analysis of state compliance with Medicaid and Children's Health Insurance Program (CHIP) eligibility regulations and provides data to assist with corrective action planning for identified error deficiencies, is also located in the Compliance and Contracting Bureau. The Auditing Unit is separate from MEQC and is responsible for coordinating audits generated by the State, receiving all audits received from external organizations, and coordinating timely responses.

Director of Medicaid

EXPENDITURE JUSTIFICATION

Account Code 51000 – 51990: Salaries and Wages

FY27: Salaries and wages, including approved salary increases, are calculated in accordance with Division of Budget guidelines and cost indices and include longevity bonuses.

FY28: Staffing continues at the same level as FY27. Salaries and wages are calculated in accordance with Division of Budget guidelines and cost indices and include longevity bonuses.

Account Code 52000 – 52990: Contractual Services

Summary: Includes office and storage rental expenditures, telecommunication, printing of beneficiary booklets, memberships to various professional organizations, temporary workers and administrative contract expenses. Along with professional services and contracts, this request for all fiscal years provides for communication expenditures and limited travel.

Account Code 53000 – 53990: Commodities

Summary**:** Each fiscal year includes office supplies, professional and scientific supplies.

Account Code 54000: Capital Outlay

Summary**:** Each fiscal year includes the purchase of software and software licenses.

Account Code 57000: Transfers

Summary**:** Each fiscal year includes funds transferred to the University of Kansas for general medical education of medical professionals.

Director of Operations

EXPENDITURE JUSTIFICATION

Account Code 51000 – 51990: Salaries and Wages

FY27: Salaries and wages, including approved salary increases, are calculated in accordance with Division of Budget guidelines and cost indices and include longevity bonuses.

FY28: Staffing continues at the same level as FY27. Salaries and wages are calculated in accordance with Division of Budget guidelines and cost indices and include longevity bonuses.

Account Code 52000 – 52990: Contractual Services

Summary: Includes office and storage rental expenditures, telecommunication, printing of beneficiary booklets, memberships to various professional organizations, temporary workers and administrative contract expenses (including the Kansas Modular Medicaid System and KanCare Clearinghouse contracts).
Along with professional services and contracts, this request for all fiscal years provides for the printing of enrollment packets, communication expenditures, and limited travel and provides funding for KMMS contract procurement technical assistance to continue development of the KMMS system.

The Kansas Medicaid Assistance Program (KMAP) makes extensive use of private contractors to administer its program, including professional services which include payment for the following contracts:

KMMS/Fiscal Agent Contract – The Kansas Modular Medicaid System (KMMS) is a federally certified automated data processing system that maintains eligibility for providers and beneficiaries, processes claims for services rendered by providers and reports on these activities. The State must operate a federally certified KMMS in order to collect the maximum available federal matching funds for Medicaid services. KMAP has contracted with Gainwell Technologies (formerly known as DXC) to operate KMMS and provide an array of related administrative functions.

A certified KMMS assures:

- compliance with federal regulations
- avoidance of substantial penalties for non-compliance with regulations
- avoidance of Center for Medicare and Medicaid Services action to reduce federal financial participation

CHIP Administration Contracts – CHIP program provides free or low health insurance coverage to children who:

- are under the age of 19
- do not qualify for Medicaid
- have family incomes below 250 percent of the FPL
- are not covered by private health insurance

Under Title XXI for FFY24, the federal government provides 72.68 percent of the cost up to a maximum allotment and the State will provide the remaining 27.32 percent and any excess spent above the Federal allotment. Prior to KanCare, CHIP coverage was provided through a combination of fee-for-service and capitated managed care.

Administrative functions include processing enrollments for CHIP, payment collection and marketing/pricing activities. Conduent is the current contractor responsible for the KanCare Eligibility Clearinghouse. All CHIP contractors must meet HIPAA requirements.

Account Code 53000 – 53990: Commodities

Summary**:** Each fiscal year includes office supplies, professional and scientific supplies.

Account Code 54000: Capital Outlay

Summary**:** Each fiscal year includes the purchase of software and software licenses.

Account Code 57000: Transfers

Summary**:** Each fiscal year includes funds transferred to the University of Kansas for general medical education of medical professionals.

PROGRAM FINANCE AND ESTIMATIONS

Under the direction of the Division Director, the Program Finance and Estimations Bureau provides fiscal management, financial analysis and estimates related to Medicaid and CHIP utilization to all DHCF program areas.

In 2019, the agency began a reorganization effort focused on the overall Division function and structure with a look toward the future. The goal was to restructure the Division of Health Care Finance to improve functional alignment, effectiveness and efficiency.

Note: As part of the reorganization, the Medicaid Data Analytics and Private Insurance units, formerly part of the Program Finance and Estimations Bureau, were transferred to the newly created Medicaid Research and Initiatives team. This allows for greater synergies between policy, research, and analytics. In addition, during SFY 2024, the Medicaid Eligibility Quality Control Unit (MEQC) was relocated to the Compliance and Contracting Unit.

The Federal Reporting Unit is charged with the fiscal management and accurate financial reporting of DHCF's Medical programs. Key finance activities include: accurate reporting and tracking of expenditures and revenues, submission of quarterly federal Medicaid and CHIP reports for all KanCare expenditures, submission of quarterly Medicaid and CHIP administration and assistance estimates to CMS, prudent management of cash balances, timely and accurate federal fund draws, cost allocation plan maintenance and updates, management of provider payments through MMIS and fiscal management of Division contracts.

Key responsibilities include accurate and timely submission of required federal quarterly estimates and reports. The implementation of KanCare has increased the complexity of federal reporting. In addition to reporting, the team also has responsibilities for working with program staff on the submission of Advanced Planning Document budgets. Recent examples of APD budgets include; Eligibility Determination, KEES and KMMS.

During SFY 2024, the Federal Reporting Unit was reorganized into Federal Reporting-Administration and Federal Reporting-Assistance to allow for greater specialization and oversight of the overall reporting processes.

The Budget/Fiscal Unit is responsible for financial reviews and oversight of the KanCare managed care organizations, development of the division budget, multi-agency combined medical caseload projections, risk management tracking and fiscal monitoring of critical projects.

Responsibilities include the ongoing development and implementation of managed care fiscal oversight methodologies and management reports for the KanCare managed care organizations and their subcontractors. The focus is on solvency, gathering and validating financial information for rate setting, and facilitating an accurate managed care payment process. Developing alternative payment methodologies for State initiatives and assessing managed care provider payment methods to ensure soundness and regulatory compliance are also part of this unit's functions. Development and management of the division administrative and caseload budgets includes formulating effective policy and procedures that are consistent with the financial and performance goals of the agency and assisting program managers in organizing, planning and administering division programs within budgetary constraints.

Key projection activities include forecasting medical assistance (Medicaid, CHIP and fee-for-service) caseload for the combined expenditures of the three agencies that operate the Kansas Medicaid Enterprise (KME), providing quarterly projections to CMS, and analyzing variances in projected and actual assistance expenditures. The unit works closely with program staff to compute the fiscal impact of proposed medical assistance policies and legislation. Other KanCare related activities include; collaborating with the Kansas Insurance Department, participating in meetings to coordinate financial activities between agencies and assisting with internal and external reporting requirements.

Also included in the unit are risk management functions to identify areas of business operations within DHCF that may generate concerns for management or exposure to financial liabilities and a purchasing oversight function to provide expenditure reports, analysis and support to program managers regarding procurement and funding.

The Institutional Reimbursement Section reviews the Medicaid reimbursement methodologies for Medicaid services provided at institutional settings including hospitals, state institutions, Federally Qualified Health Clinics (FQHCs), Rural Health Centers (RHCs), Local Educational Agencies (LEAs), Early Childhood Intervention (ECI) and inpatient services provided at Institutions for Mentally Disabled (IMDs). The unit administers the Health Care Access Improvement Program (HCAIP), Disproportionate Share Hospital (DSH) payments and other special payments made to hospitals within the Medicaid program. This unit oversees the School District Medicaid Admin Claiming (SDAC) program for the school districts.

Narrative Information—DA 400

Division of the Budget — Agency: Department of Health and Environment

State of Kansas — Program: Program Finance and Estimations

EXPENDITURE JUSTIFICATION – Program Finance and Estimations (30110) (97700) – Department ID 264500600

Account Code 51000 – 51990: Salaries and Wages

FY27: Salaries and wages, including approved salary increases, are calculated in accordance with Division of Budget guidelines and cost indices and include longevity bonuses.

FY28: Staffing continues at the same level as FY27. Salaries and wages are calculated in accordance with Division of Budget guidelines and cost indices and include longevity bonuses.

Account Code 52000 – 52990: Contractual Services

Summary: Expenditures include funds for training and travel, interagency agreements, and third-party contracts.

Account Code 53000 – 53990: Commodities

Summary: A minimal amount of commodity expenditures are budgeted to provide for the purchase of professional supplies, such as technical manuals and analytical tools.

Account Code 54000: Capital Outlay

Summary: These funds are requested for replacement of computer related equipment/software.

POLICY, RESEARCH, AND INITIATIVES

The Medicaid Policy Bureau is comprised of the following sections: The Policy Initiatives Unit, Eligibility Policy Unit, and Grants Management Unit. At the end of SFY 2026, the Training Initiatives Unit transitioned to the Medicaid Eligibility Bureau.

The Medicaid Policy Initiatives Unit is responsible for researching and developing new Medicaid policy and initiatives. This includes facilitating stakeholder communication and engagement, researching and implementing federal and/or state legislation and regulations, and collaborating with other units to develop policy, state plan amendments, contract amendments, rate adjustments, and other operational tasks. In addition to its initiatives and research responsibilities, this team develops and delivers professional development and Medicaid training curriculum to state staff, Medicaid service providers, and other stakeholders.

This unit serves as a liaison for KanCare with the Division of Public Health, KDADS, and the Kansas Legislature, when Medicaid initiatives overlap and intersect with these entities. During SFY 2026, the Policy Initiatives Unit developed the following policies related to program and payment integrity:

1. Clinical Requirements for Autism Diagnosis and Diagnosticians – This policy provides guidance on who can diagnose Autism Spectrum Disorder and what must be included in the diagnostic evaluation, ensuring that applied behavioral analysis (ABA)-related services are provided to appropriately diagnosed EPSDT members.
2. Benefit Limitation Update for D1351, Sealant Per Tooth – This policy updates the coverage benefit limit for dental service for D1351, Sealant Per Tooth, from one application per tooth every 12 months to one application every 3 years per tooth, aligning Kansas with the national standard. Once implemented in SFY27, this policy is anticipated to save $432,322 in SGF.
3. Durable Medical Equipment (DME) Rental Cap – This policy will implement a 10-month rental cap on DME, after which the equipment is considered purchased, promoting cost-effective use of funds by preventing rental payments that exceed the price of the equipment over time. When implemented, this policy is anticipated to result in cost savings.

The team also continued collaboration with Public Health to explore potential Medicaid and CHIP policy changes related to community health worker services, immunization coverage, and Treat in Place and Community Paramedicine.

This unit is also responsible for maintaining and overseeing the Medicaid and CHIP State Plans in accordance with federal requirements. This includes coordinating with program managers within the Single State Medicaid Agency and partner agencies administering Medicaid-funded programs to ensure State Plan provisions accurately reflect current policy, regulatory requirements, and operational practices.

The Medicaid Eligibility Policy Unit is responsible for researching, developing, and implementing new eligibility policies and initiatives. This work includes interpreting federal and state laws, regulations, and agency directives; analyzing how policy changes affect staffing, systems, budgets, and stakeholders; and identifying and drafting regulatory changes needed to support new policies.

During SFY 2026, the Eligibility Policy Unit began participating in the Expanded Public Assistance Reporting Information System (PARIS) Eligibility Pilot, which enables participating states to use enhanced interstate data matching through PARIS to identify potential duplicate Medicaid enrollment and other eligibility issues, helping states improve eligibility accuracy, reduce improper payments, and strengthen program integrity. Participation in this pilot will continue in SFY 2027.

The Eligibility Policy Unit also implemented policy changes related to program integrity, including:

1. Integration of the Asset Verification Solution (AVS) into the Kansas Eligibility Enforcement System (KEES) – This integration streamlines eligibility operations, enhances coordination between AVS and KEES data, and strengthens compliance with federal asset verification requirements.
2. Prior Approval Requirement for ICF/IID Institutional Coverage – This policy was issued in partnership with KDADS and implements a prior approval requirement for Medicaid institutional coverage in Intermediate Care Facilities for Individuals with Intellectual Disabilities (ICF/IID), including both private and State Hospital ICF/IID placements. This policy maintains consistency in the administration of institutional coverage and ensures the appropriate authorization of ICF/IID institutional admissions has been completed.
3. Passive Review Criteria when No Data is Returned – This policy is applicable to all income-tested medical assistance programs and implements a limit on the number of Passive Reviews an individual may receive when no data is returned via electronic data sources. This policy strengthens program integrity by ensuring that eligibility is periodically verified through more comprehensive review processes, reducing the risk of continued enrollment based on insufficient or unverifiable information.
4. Disability Determination Requirements Following Elimination of the Requirement to Pursue Potential Benefits – This policy strengthens program integrity by ensuring that individuals seeking Medicaid eligibility under disability-based coverage groups continue to meet all applicable eligibility requirements despite CMS eliminating the requirement for applicants to pursue Social Security disability benefits.

Additionally, the team continued to work with the Kansas Sheriffs Association, the Kansas Department of Corrections, and juvenile detention centers statewide to provide technical assistance with implementing the youth re-entry requirements outlined in Section 5121 of the Consolidated Appropriations Act of 2023.

The Grants Management Unit provides oversight and administrative support for the following federally funded initiatives: Transforming Maternal Health (TMaH), School-Based Services, and Continuity of Care for Medicaid and CHIP Beneficiaries Following Incarceration grants. Unit staff are responsible for ensuring program integrity through effective grant management, including monitoring compliance with federal and state requirements, overseeing grant activities and deliverables, tracking performance and reporting requirements, coordinating with internal and external stakeholders, and supporting fiscal accountability. These responsibilities help ensure that grant-funded activities are implemented in accordance with approved work plans, funds are used appropriately, and program objectives are achieved, while maintaining compliance with applicable federal regulations and grant terms and conditions.

DATA, ANALYTICS, AND RESEARCH

The Medicaid Data, Analytics, and Research Bureau is comprised of the following two sections: The Visualization and Data Analytics Unit and the Private Insurance Unit.

The Visualization and Data Analytics Unit provides KDHE-DHCF and external stakeholders with health care data information for continuous program and financial improvement. This is accomplished through collecting health care information from claims associated with the Kansas Medicaid population, including programmatic and administrative data.

This team is new as of SFY 2025 and will perform the following functions: prepare various ad-hoc and automated reports designed to identify trends in medical spending, analyzed various cost-related health care benefits, and prepare data comparisons to determine the impact on changes in health care usage and coverage. The team will conduct research and analytic work related to priority initiatives. The team will take on the responsibility of reviewing current reporting practices to determine which existing reports can become automated, creating opportunities for Data Analysts to be more proactive on state initiatives.

In SFY 2027, the team's focus on this project will allow for greater coordination of data and analysis across various agencies, divisions, and Medicaid programs. The team is working with an external contractor to assist in cases that will be meaningful to the Medicaid program. The Visualization and Data Analytics Unit is being formed to create an impactful and strategic view of the current state of reporting, including efforts to incorporate data from other applications into one cohesive data source. Ultimately, the data will be utilized by agency leadership in making data driven decisions that are directionally correct for Medicaid.

The Private Insurance Unit administers the Kansas Health Insurance Information System (KHIIS), Health Professional Licensure program, the Medicare Historical Part A and B Dual Eligibility program and produces standard as well as ad-hoc reports. In addition, the team provides database and programming support to various Medicaid programs such as Working Healthy, Medicaid Eligibility Quality Control (MEQC), and other areas as needed.

During SFY 2026, the team improved the quality of the KHIIS data by analyzing and adding additional validation and consistency steps to its processes. Additionally, the team provided the Kansas Insurance Department with rate review and pharmaceutical costs standard reports. The unit continued its

involvement with the full implementation of the KMMS data warehouse module. The unit's role in this project is to facilitate enhanced functionality and coordination between commercial and Medicaid data. Other functions during SFY 2026 included preparing various ad-hoc reports designed to identify trends in medical spending, analyzing the cost of various types of health care benefits, starting data collection for new commercial insurance carriers, and engagement with insurance carriers that will submit data to KHIIS in SFY 2027.

In the Health Professional Licensure program, analysts create reports for emergency preparedness, child support enforcement, and immunizations. The team works with the Medicaid fiscal agent to produce reports used to prevent paying benefits to deceased Medicaid beneficiaries and assists with provider data accuracy. The manager of the team coordinated efforts to redesign the State Supplemental Payment Program reporting process to improve efficiency between DCF and KDHE data systems. The Health Professional Licensure program provided ad-hoc reporting to provide license verification to third parties on behalf of the Kansas health professional licensing boards.

Narrative Information—DA 400

Division of the Budget — Agency Department of Health and Environment

State of Kansas — Program Medicaid/KanCare

MEDICAID/KANCARE

EXPENDITURE JUSTIFICATION – Regular Medical Assistance (35100, 35200, 35400) and CHIP (35300), Dept. ID 2647020000

Account Code 55000: Other Assistance, Grants and Benefits

Summary: Under the regular medical assistance budget, the agency purchases medically necessary services for eligible consumers and access to treatment programs and preventive services. In addition to reimbursing for primary and acute care services, Medicaid and the CHIP program also have special reimbursement agreements with the KU Medical Center and local health departments wherein they provide local funds to draw down federal matching funds. The pharmacy program includes a rebate program and a Drug Utilization Review (DUR) program, as mandated by federal regulations. The regular medical assistance budget request for FY 2027 equals approximately $4.1 billion.

Nearly all health care services purchased by KanCare are financed through a combination of State and federal matching dollars either through Title XIX (Medicaid) or Title XXI, the Children's Health Insurance Program (CHIP). Title XXI was created by Congress as part of the Balanced Budget Act to address the growing problem of children without health insurance. It was designed to expand health insurance to children whose families do not qualify for Medicaid. Coverage through CHIP is provided to "targeted low-income children," specifically those who reside in families with income below 250 percent of the 2008 Federal Poverty Level (FPL). CHIP eligibility is defined in K.S.A. 38-2001. During the 2022 legislative session, a budget proviso authorized KDHE to set CHIP eligibility at 250% of the current FPL for SFY 2023 only. The budget proviso has continued to be renewed and is currently authorized for SFY 2027.

CHIP provides free or low-cost health insurance coverage to children who:

- are under the age of 19
- have family income too high to qualify for Medicaid
- have family income less than 250 percent of the federal poverty level
- are not covered by State Employees' Health insurance or other private health insurance

KanCare coverage is a blended program utilizing Medicaid Title XIX funds and CHIP Title XXI funds.

FY27: Regular medical assistance of $3.8 billion and an additional $267 million for CHIP for a combined total of $4.1 billion.

FY28: Regular medical assistance of $3.8 billion and an additional $267 million for CHIP for a combined total of $4.1 billion.

Medicaid	**Actual 2026**	**Approved 2027**	**Estimated 2028**
# Average Monthly Persons	371,089	334,824	334,824
Expenditures	$3,812,753,461	$3,860,000,000	$3,860,000,000

CHIP	**Actual 2026**	**Approved 2027**	**Estimated 2028**
# Average Monthly Persons	72,374	74,848	74,848
Expenditures	$265,221,380	$266,594,528	$266,594,528

KEES

EXPENDITURE JUSTIFICATION – Kansas Eligibility Enforcement System (KEES)

Account Code 51000 – 51990: Salaries and Wages

FY27: Salaries and wages, including approved salary increases, are calculated in accordance with Division of Budget guidelines and cost indices and include longevity bonuses.

FY28: Staffing continues at the same level as FY27. Salaries and wages are calculated in accordance with Division of Budget guidelines and cost indices and include longevity bonuses.

Account Code 52000 – 52990: Contractual Services

In addition to costs related to professional services and the eligibility system, this line item includes expenditures for DHCF state staff and state contract staff, Office of Information Technology Systems, building rent, and travel.

The Kansas Eligibility Enforcement System (KEES) is an information system that is used to determine eligibility for both medical and human services programs. KDHE partnered with the Department for Children and Families (DCF) on the implementation of this system. KDHE determines eligibility for Medicaid, CHIP, and other medical assistance programs in KEES. DCF uses KEES to determine eligibility for human service programs, such as TANF, SNAP, childcare assistance, LIEAP and others. Phase 1 implemented the medical assistance online application in July 2012. Phase 2.6 implemented a full range of medical assistance eligibility in July 2015. In August 2017, Phase 3 implemented the human services components except LIEAP. LIEAP was subsequently implemented in October 2018. The project has transitioned to ongoing operations, and enhancements continue to be made to the system as part of operations. At the start of the transition from the project to ongoing operations, the KEES Ongoing Operations team, which is part of DHCF's Enterprise Systems group, was established. This team of state staff and state contract staff works with the KEES Contractor to drive enhancement and upgrade projects and maintain and operate the system. The team is comprised of a help desk unit, production operations unit, testing unit, training unit, and project management / business analyst unit.

KEES completed a project utilizing enhanced federal match to upgrade both the hosting environment and the application software in July 2021. This project addressed the infrastructure supporting KEES and the currency of the KEES application. Accenture is also contracted to ensure that the Oracle components that are part of the KEES software solution are current and supported versions. Contractual services at this time are largely tied to

maintenance, hosting, and requested enhancement costs with vendor partners. The original contract with Accenture ended on August 31, 2024. After the completion of a Request for Proposal, Accenture has been awarded a new contract to continue the maintenance, operations, and enhancement services for KEES, ending on August 31, 2029.

The KEES partnership between KDHE and DCF includes an agreement to allocate ongoing maintenance and operational costs between the two agencies. The costs allocated to medical administration programs are funded through a combination of State and Federal funds and takes advantage of an enhanced federal fund match. Costs that were associated with the planning and development of the KEES system, which require pre-approval by CMS, were funded at an enhanced rate of 90 percent federal and 10 percent state. Up until 12/31/18, human services programs were permitted to benefit from development work accomplished through the 90 percent federally funded match without paying a cost share, as long as the work also benefited the Medicaid program. The waiver that allowed this benefit expired at the end of calendar year 2018, requiring DCF to pay a cost share on all work that benefits their programs from that point forward. Since the completion of the initial implementation, other enhancements, maintenance, and operations are funded through an enhanced 75 percent federal (25 percent state) match.

The previous eligibility system was 27 years old and based on antiquated technology. KEES allows KDHE and DCF to migrate away from mainframe based legacy technology to modular Service Oriented Architecture (SOA). The hardware project that transitioned KEES from an on-premises hosting environment with state-managed hardware to an Oracle cloud environment allows for even further flexibility to grow and adapt the system. Some of the goals for KEES are to reduce the time it takes to determine eligibility for public assistance programs, reduce error rates by building business logic into the system, shorten the time to change policy within the system, allow consumers to perform more self-service tasks, provide better information for decision support and improve the consumer experience.

KDHE continues to partner with DCF and the Contractor to upgrade the system software and ensure the ongoing supportability of the overall solution. For FY2027, a multi-phase software upgrade will be executed to provide additional features and functions as well as maintaining support. System updates are also regularly applied to meet federal and state requirements.

Account Code 53000 – 53990: Commodities

Includes expenditures for professional outreach and office supplies.

Account Code 54000: Capital Outlay

Includes the purchase of software licenses and maintenance fees.

Overview of Division Action Plan at all Budget Levels

The Division of Environment's mission is to protect the environment and public health. Major tasks to achieve this mission include conducting permitting, compliance, enforcement, and proactive activities in solid and hazardous waste, environmental remediation, water protection, air quality, environmental planning, and pollution prevention. The Division administers state and federal environmental laws that regulate water and air quality, control waste management services, and remediate environmental hazards. During the last year the Director of the Division of Environment continued to actively pursue improvements in its operations and activities.

The Division of Environment is separated into bureaus to provide an efficient management of resources: Environmental Field Services, Waste Management, Air, Environmental Remediation and Water. In addition, six district offices, located in Lawrence, Salina, Hays, Chanute, Wichita, and Dodge City, and two satellite offices located in Frontenac and Ulysses, provide direct services, inspections, and technical assistance to businesses and industries.

The **Bureau of Waste Management** (BWM) is responsible for the Hazardous Waste, Solid Waste, and Waste Tire programs. The Bureau is funded entirely from state fees and one federal grant. No state general funds are used to directly fund BWM. Most program expenses are related to staff labor and operations; however, significant expenditures are related to clean-up efforts and grants to stimulate waste reduction efforts.

Responsibility to administer the hazardous waste program has been delegated by the U.S. Environmental Protection Agency (EPA) to KDHE in lieu of a comparable federal program. This regulatory program is responsible for oversight of hazardous waste management from creation to final disposition and includes permitting of hazardous waste treatment, storage, and disposal facilities; registration of all hazardous waste transporters operating in the state; and inspection oversight of all hazardous waste generators and hazardous waste management facilities. Bureau responsibilities include authority related to corrective actions at hazardous work sites. This corrective action work is being cooperatively implemented by BWM and the Bureau of Environmental Remediation. Funding to operate the Kansas hazardous waste program comes from a federal grant as well as fees collected from hazardous waste generators, transporters, and facilities that treat, store, or dispose of hazardous waste.

The solid waste program oversees permitting and regulatory compliance of all solid waste management facilities and various waste reduction initiatives including several grant programs. The solid waste program is broad in scope including numerous activities directed by statute. The majority of staff time is spent on the administration of the regulatory program for over 500 permitted facilities; however, significant staff effort and expenditures relate to the following additional statutorily directed activities: Grants for recycling, composting, and household hazardous waste collection; old city dump remediation, illegal dump clean-up, waste sweeps, statewide technical training, public education, and debris management associated with disaster response. The solid waste program also addresses special waste disposal authorizations, closed landfill inspections, beneficial use determinations, and

approvals for disposal without a permit. Funding for the Solid Waste program comes from dedicated fee funds that receive revenue primarily from the $1 per ton landfill tonnage fee.

The Waste Tire program provides regulatory oversight of all businesses that manage waste tires, including a permitting program for all waste tire processors and disposal sites. It also administers a clean-up program for illegal tire piles. The waste tire program is funded primarily from the $.25 per tire excise tax. Additional fees are collected through solid waste permit application fees and renewal fees. The Waste Tire Management Fund is a dedicated fee fund used for program administration (labor and operational expenses), tire pile clean up, and tire recycling grants. State law directs KDHE to administer two waste tire grant programs: (1) to stimulate the recycling of Kansas waste tires, including start-up grants for businesses that recycle tires; and (2) to assist local governments and school districts to purchase products made from recycled tires.

The Hazardous, Solid Waste, and Waste Tire Programs are authorized under KSA 65-3406 and KSA 65-3431.

The **Bureau of Air** (BOA) protects the public from the harmful effects of air pollution and preserves the natural resources of the state by preventing damage to the environment from the release of air contaminants.

The primary authority for carrying out the air quality activities of BOA is found in KSA 65-3002 et seq., the Kansas Air Quality Act. Air quality activities include monitoring air quality, tracking air pollutant emissions, conducting air quality modeling and development of an air quality plan for Kansas to preserve air quality. Activities also include the permitting of sources of air pollutants prior to construction and issuing operating permits to all large air pollution sources to control pollution emissions. Finally, air quality activities include inspection and testing of permitted sources and public outreach activities to increase awareness of air quality issues and to increase customer/stakeholder knowledge of their role in reducing air emissions.

The federal government has developed national ambient air quality standards for carbon monoxide, nitrogen oxide, sulfur oxide, lead, volatile organic compounds, particulates, and 188 hazardous air pollutants. Although the population has increased and the economy has expanded, air pollutant emissions in Kansas have declined in recent years. Air monitors throughout Kansas consistently show excellent air quality is being met in Kansas.

The **Bureau of Water** (BOW) covers 7 distinct program areas: 1) wastewater permitting, compliance and enforcement; 2) water quality standards development and total maximum daily load (TMDL) development; 3) water quality monitoring; 4) public water supply permitting, compliance, and enforcement; 5) certification of drinking water and wastewater operators; 6) state revolving fund (SRF) low-interest loan programs for water and wastewater infrastructure; and 7) underground hydrocarbon salt cavern storage and various types of injection wells along with a well driller licensing program.

The bureau issues permits for the treatment, control, injection and disposal of wastewater. These permits are developed to protect the quality of streams, lakes, and groundwater, by setting limits on the amount of pollutants that may be discharged. KDHE is authorized by the federal government to issue wastewater permits under the Clean Water Act.

The bureau regulates and permits the construction and operation of public water supplies. KDHE is authorized under the federal Safe Drinking Water Act to regulate drinking water supplies. Drinking water system operators are provided training and certification by KDHE.

Two low interest loan programs are administered: one for drinking water systems and the other for water quality protection projects, including sewers and wastewater treatment facilities. The loan programs are referred to as state revolving fund (SRF). EPA has provided capitalization grants to states to establish the funds. The state provides a required matching amount through state issued bonds. The state bonds are repaid through payments made by the local borrowers. The program runs in conjunction with the Department of Administration, the State Treasurer, and the Kansas Development Finance Authority.

The bureau regulates the storage of natural gas and liquefied petroleum gas (propane, butane, etc.) in underground caverns intentionally developed in salt formations. Permits are issued for storage. The bureau also regulates the injection of waste products through disposal wells, regulates salt solution mining, and the emplacement of a variety of fluids into shallow injection wells. Permits are issued for injection. The bureau also administers a program to license water well drillers and drill rigs.

The bureau also develops water quality standards and designated uses for state surface waters. Corresponding to the designated use of the waters are specific quality criteria that the waters are to meet or exceed. The bureau also has assumed responsibility for surface water quality monitoring. Monitoring data from stream and lake samples are formally analyzed within the bureau to determine the state's overall water quality and to identify water bodies where state water quality standards are not being met. The bureau prepares the list of impaired waters per the requirements of section 303(d) of the Clean Water Act every two years. Total Maximum Daily Loads (TMDLs) are required for water bodies listed on the Section 303(d) list, which are developed by the bureau to achieve compliance with the water quality standards. The bureau additionally administers the Harmful Algal Bloom (HAB) program and issues public health advisories for lakes impacted by HABs.

KSA 64-164 et seq. authorizes the Department to issue permits and regulate wastewater treatment systems. KSA 65-4501 et seq. directs the Department to maintain a certification and training program for water and wastewater operations. State law relating to public water supply systems is contained in KSA 65-162a et seq. K.S.A. 65-159 et seq. authorizes the Department to abate nuisances. Federal water quality standards to which state law must conform are provided in the Water Pollution Control Act. Other applicable federal laws include the Safe Drinking Water Act (PL 93-523) and the

Clean Water Act (PL 92-500). Licensing of water well drilling contractors and establishing standards for well construction are authorized by the Groundwater Exploration and Protection Act (KSA 82a-1201 through 82a-1215).

The **Bureau of Environmental Remediation** (BER) operates many programs to identify, investigate, and take appropriate remedial actions when pollution endangers the public health, the natural resources and environment of the state. Areas of responsibility include investigating pollution sources, designing and overseeing remedial activities at contaminated sites throughout the state, and negotiating with those responsible for effective clean up. The bureau also utilizes remediation funds to take corrective action at sites where a responsible party cannot be found or is recalcitrant. Reimbursement programs are available to assist owners of underground and above-ground petroleum storage tanks and drycleaner facilities with the cost of corrective action. The bureau regulates underground storage tanks and coal mining and performs reclamation of coal mine hazards in the state using federal funding. Several programs are available to assist with the assessment of properties to promote property redevelopment and job creation.

Federal authority to respond to environmental emergencies is addressed in the Clean Water Act (PL 92-500), the Safe Drinking Water Act (PL 93-523), the Energy Policy Act of 2005 (Public Law 109-58), and the Comprehensive Environmental Response, Compensation and Liability Act of 1980 (PL 96-510). The regulation of coal mining is governed by 30 CFR Chapter VII, Subchapter C, Parts 730, 731, and 732, Office of Surface Mining Reclamation and Enforcement (OSMRE), U. S. Department of the Interior. The Department is also designated as the agency responsible for the Federal Abandoned Mined Land Reclamation Program and Federal Emergency Program (PL 95- 87, Title IV) in Kansas in accordance with KSA 49-401 et seq.

The **Bureau of Environmental Field Services** (BEFS), which includes the Office of the Director of the Division of Environment, administers all environmental program operations at the six district offices and provides scientific, technical, and operational support to the programs in the Division of Environment. The Office of the Director works to achieve environmental goals and to address legislative priorities. Continued emphasis is placed on the management of all environmental programs to preserve the long-term integrity and balanced regulatory approach to environmental control.

The Bureau of Environmental Field Services is the primary implementation agent for the regulatory programs of the other four bureaus. The bureau provides direct services, such as inspections, complaint investigations, and technical assistance to businesses, communities, and individuals, as required. The district offices provide critical operations during natural disasters and emergency response actions during transportation accidents, such as pipeline ruptures and train collisions.

The Bureau of Environmental Field Services implements two environmental programs and they are: 1) the nonpoint source pollution control program and 2) the Livestock Waste Management Program. The nonpoint source pollution program addresses pollution from diffuse sources, or sources other than pipe discharges. The bureau administers programs to address nonpoint sources including small livestock facilities, conventional farming practices,

urban development, stream bank restoration and erosion control, and failing septic systems. Several state and federal water resource agencies participated in a water issue strategic planning process to establish a protocol for developing and implementing watershed restoration and protection strategies (WRAPS). This protocol is designed to engage watershed stakeholders in a process of determining watershed restoration and protection needs, identifying watershed goals and establishing a cost-effective strategy to achieve the goals and implementing the selected plans. Implementation of the WRAPS protocol utilizes a combination of State Water Plan and Federal Clean Water Act section 319 funds.

The Livestock Waste Management Program regulates confined animal feeding operations (CAFOs) through permitting of these facilities for state and federal sized CAFOs. Permitting requirements include siting the facility, application rates for solids and liquids on farmland, operational requirements, and closure requirements.

The Division of Environment has eight stated goals. These goals are:

Goal #1: Reduce releases of contaminants into the environment by promoting compliance with all laws and regulations by review of environmental permit applications and modification requests in a timely manner, by providing clear comments and technical guidance to applicants, and by the issuance or denial of applications in accordance with applicable laws and regulations.

Goal #2: Protect Kansas health and environment by administering programs to ensure that all Kansas facilities are designed and operated in accordance with applicable environmental laws and regulations.

Goal #3: Provide technical assistance, both pollution prevention and compliance, to business and industry.

Goal #4: Require through permits and regulations appropriate multimedia monitoring programs to establish and maintain departmental monitoring programs for the state's air, land, and water.

Goal #5: Identify, assess, and inspect environmental contamination and perform corrective action in order to preserve and protect the health and safety of the public and restore and maintain the quality of the natural resources of the state.

Goal #6: Establish and administer grant programs designed to provide financial support for local and regional environmental programs, developing and implementing watershed restoration and protection strategies.

Goal #7: Prepare and disseminate appropriate educational materials to promote pollution prevention as a voluntary program for meeting environmental regulations, and to encourage environmentally friendly behaviors, including implementation of water quality protection measures by nonpoint sources.

Goal #8: Provide financial assistance to Kansas communities in protecting the health and environment of Kansans through the Revolving Loan and Trust funds.

Budget Years – FY27 and FY28:

The FY27 Division of Environment budget request totals $102,803,652 of which $6,658,010 is non-expense and $3,503,350 is from the State General Fund (SGF). In FY28, the Division request totals $88,732,997 of which $6,447,319 is non-expense and $3,237,603 is from the State General Fund (SGF).

The Enhancements section contains information regarding the expenditure request details for the FY27 Supplemental Requests and the FY28 Enhancement Requests.

The charts below contain the Division of Environment budget request by funding source and expenditure category.

	FY27		FY28	
Funding Source	**Amount**	**%**	**Amount**	**%**
State General Fund	3,503,350	3.64%	3,237,603	3.93%
State Water Plan	8,545,865	8.89%	5,629,640	6.84%
Agency Fee Funds	16,171,786	16.82%	16,465,361	20.01%
Federal Funds	19,703,189	20.49%	19,301,070	23.46%
Agency and Trust Funds	48,221,452	50.15%	37,652,004	45.76%
Total Expenditures	**96,145,642**	**100.00%**	**82,285,678**	**100.00%**
Non-Expense				
Agency Fee Funds	3,312,000		3,707,000	
Federal Funds	1,707,795		1,502,104	
Trust Funds	1,638,215		1,638,215	
Total Non-Expense	**6,658,010**		**6,447,319**	

Narrative Information—DA 400

Division of the Budget — Agency: Department of Health and Environment

State of Kansas — Program: Division of Environment – Summary

FY27 Expenditure Category	All Funds	% of Total Budget	SGF	% of SGF Budget	% of Total Budget	Other Funds	% of Other Funds Budget	% of Total Budget
Salaries and Wages	35,948,379	34.97%	2,858,949	81.60%	2.78%	33,089,430	33.32%	32.19%
Contractual	40,473,099	39.37%	639,326	18.25%	0.63%	39,833,773	40.12%	38.75%
Commodities	520,970	0.51%	2,725	0.08%	0.00%	518,245	0.52%	0.50%
Capital Outlay	472,390	0.46%	2,350	0.07%	0.00%	470,040	0.47%	0.45%
Aid and Other Assistance	18,730,804	18.22%	0	0.00%	0.00%	18,730,804	18.86%	18.22%
Non-Expense	6,658,010	6.47%	0	0.00%	0.00%	6,658,010	6.71%	6.48%
Total Expenditures	**102,803,652**	**100.00%**	**3,503,350**	**100.00%**	**3.41%**	**99,300,302**	**100.00%**	**96.59%**

FY28 Expenditure Category	All Funds	% of Total Budget	SGF	% of SGF Budget	% of Total Budget	Other Funds	% of Other Funds Budget	% of Total Budget
Salaries and Wages	37,917,356	42.73%	3,014,878	93.12%	3.40%	34,902,478	40.82%	39.33%
Contractual	36,295,968	40.90%	217,650	6.72%	0.25%	36,078,318	42.20%	40.66%
Commodities	522,170	0.59%	2,725	0.08%	0.00%	519,445	0.61%	0.59%
Capital Outlay	458,190	0.52%	2,350	0.07%	0.00%	455,840	0.53%	0.51%
Aid and Other Assistance	7,091,994	8.00%	0	0.00%	0.00%	7,091,994	8.30%	7.99%
Non-Expense	6,447,319	7.26%	0	0.00%	0.00%	6,447,319	7.54%	7.27%
Total Expenditures	**88,732,997**	**100.00%**	**3,237,603**	**100.00%**	**3.65%**	**85,495,394**	**100.00%**	**96.35%**

Expenditure Justification

Account Code 51000 – 51990: Salaries and Wages

	FY27	FY28
State General Fund	2,858,949	3,014,878
State Water Plan Funds	895,715	945,566
Agency Fee Funds	12,274,476	12,934,476
Federal Funds	9,841,340	10,386,596
Trust Funds	10,077,899	10,635,840
Total	35,948,379	37,917,356

Summary: The Division of Environment requests funding for 395.80 FTE and 12.28 Non-FTE. Staffing continues at the same level for FY27 and FY28.

Salaries and wages, including approved salary increases, are calculated in accordance with Division of Budget guidelines and cost indices and include longevity bonuses which were budgeted in accordance with K.S.A. 75-5541. All fringe benefits were computed in accordance with the budget cost indices as established by the Division of the Budget. The State General Fund request includes support for the following:

- Livestock Waste Management Program
- Underground Injection Control, Nonpoint source programs
- Remedial, Natural Resource Damage and Assessment (NRD), Spill and Emergency Response: the spill response program is funded entirely from state general funds
- Mined-Land Conservation and Reclamation Match
- Office of the Director of Environment: 3.00 FTEs are in the Director's office and provide administrative support to the entire division.
- CORE Match
- Underground Storage Tank Match
- Ambient Water Quality Monitoring, Compliance, Total Maximum Daily Loads, Harmful Algal Bloom, and Fishkill Response
- Superfund Cost Share

The balance of the State General Fund is used in overall program planning, policy and decision-making, and implementation of administrative, financial, contractual, and budgetary procedures for the division. State general funds are used when activities are such that costs are not supported expenses under

specific grants or fee funds or in the instance of providing required match for grant funds. Otherwise, funding is always obtained from the grant or fee fund directly benefiting from such activity.

The Kansas Water Plan is an ongoing process that sets priorities among state and basin-specific issues and directs certain water resource programs toward those issues. The Kansas Water Authority annually recommends the allocation of funds within the State Water Plan Fund to water programs within the various state agencies, reflecting the priority and geographic extent of the water issues to be addressed. The State Water Plan Fund has provided support to a number of KDHE programs since FY89 including contamination remediation and non-point source pollution control. Recent initiatives that are supported by the Kansas Water Plan and associated funding include Total Maximum Daily Loads (TMDL) for directing the restoration of water quality in priority impaired water bodies identified within the Kansas Water Plan.

Agency fee funds and federal funds are used to continue on-going Environmental programs in accordance with state and federal statutes.

Account Code 52000 – 52990: Contractual Services

	FY27	FY28
State General Fund	639,326	217,650
State Water Plan Funds	4,825,335	2,370,680
Agency Fee Funds	2,545,995	2,194,795
Federal Funds	6,299,384	5,342,384
Trust Funds	26,163,059	26,170,459
Total	40,473,099	36,295,968

Summary:

State General Fund:
The major elements of the request for contractual resources consist of continued communications services, maintenance contracts, and continued travel resources for various types of program support.

State Water Plan (SWP) Fund:
State Water Plan Funds support ongoing efforts within the Bureau of Environmental Field Services to address the objectives of the Kansas Water Plan. These objectives describe the expected improvement and protection of water quality across the state. The Non-Point Source Pollution Section directs the abatement of diffuse sources of pollution through local demonstration and management projects supported by the State Water Plan Fund and leveraged federal Section 319 funding. Activities include ongoing public outreach and awareness activities and support of short-term special monitoring projects in critical areas.

Funding from the State Water Plan Fund is also used for staff support in developing TMDLs and contractual services in obtaining supplemental water quality and hydrologic information to guide restoration and implementation activities.

State Water Plan funding will be used for performing preliminary assessments, investigations, remedial designs, remedial actions, and monitoring at contaminated sites. SWP funding will also be used for emergency response activities where there is an immediate danger to human health and/or the environment, and to provide the state match at federal fund financed Superfund sites (currently 10.00 percent of Remedial Action costs and 100% of the long-term operation and maintenance). This funding source will be used if the site is impacting surface or ground water, federal money is not available, and a potential responsible party has not been identified or is recalcitrant.

Agency Fee Funds and Federal Funds:
A large portion of this line item comes from the Abandoned Mined Land Fund, most of which pays for construction contracts. A significant portion has been budgeted in the Solid Waste Fee Fund contracts to implement solid waste reduction. Another portion of this line item is for contracts to implement nonpoint source pollution control projects. Sources of this funding include federal section 319 of the Clean Water Act funds. Contracts also include outreach educational work by extension service designed to address bacteria and nutrient runoff. Bacteria and nutrient control is a priority in order to achieve water quality objectives stated in regulation and total maximum daily loads.

Trust Funds:
A major portion of this request is for professional services from contractors pertaining to investigations and remedial actions at contaminated sites. Professional services include disbursements from the aboveground and underground petroleum storage tank release trust fund to reimburse tank owners/operators who have undertaken remedial action at petroleum storage tank facilities; contractor costs for activities related to investigations of contaminated sites, including sample analysis, drilling activities, risk assessments, community relations plans, etc.; contractor costs for remedial design; contractor costs for remedial action; transport and disposal of waste, medical examinations, health monitoring and safety training for staff who perform field work and are exposed to hazardous or potentially hazardous substances at contaminated or potentially contaminated sites, as required by Occupational Safety and Health Administration (OSHA); any other services related to remedial activities that the bureau staff are unable to perform

due to the lack of specialized tools or equipment. In addition to activities performed by contractors at the direction of the bureau, bureau staff also performs remedial activities or oversight of contractors performing remedial activities in the field. As a result, substantial in-state travel occurs. Bureau staff travels to respond to emergency situations; investigate and resolve environmental contamination and complaints; oversee and inspect remedial actions performed by responsible party contractors, petroleum tank owner/operator contractors, and state contractors to ensure that contractors are performing as required; attend training seminars and professional meetings and conferences; inspect underground and aboveground storage tank facilities; conduct public meetings. In addition to in-state travel, some out-of-state travel occurs, much of it to border cities, and some to more distant locations. Most of the out-of-state travel is to obtain technical and professional training and to represent the State at National Conferences that benefit both the state and the nation. Conferences provide forums to influence national policy, exchange of information related to new technology, technology transfer, etc.

Also included are expenditures in set-asides from the EPA public water supply capitalization grant. This funding includes resources to provide technical assistance to small water systems, to develop a program to enhance water systems technical, managerial, and financial ability to protect public health and comply with drinking water regulations, for delineation of source water protection areas and to assess potential contamination sources, as required by the Safe Drinking Water Act. It also includes funding for SDWIS-state drinking water data management system.

Account Code 53000 – 53999: Commodities

	FY27	FY28
State General Fund	2,725	2,725
State Water Plan Funds	27,370	27,370
Agency Fee Funds	181,415	181,415
Federal Funds	164,095	164,095
Trust Funds	145,365	146,565
Total	520,970	522,170

Summary:

State General Fund:
This request includes motor vehicle parts and supplies, and stationery and office supplies.

State Water Plan Fund:
General office supplies and motor vehicle parts and supplies for the division are the largest categories of expenditure.

Agency Fee Funds:
This request includes motor vehicle parts and supplies, and stationery and office supplies.

Federal Funds:
The same types of professional and scientific supplies, maintenance materials, replacement parts and office supplies are included in the request.

Trust Funds:
The same types of professional and scientific supplies, maintenance materials, replacement parts and office supplies are included in the request as are with the above funding sources.

Account Code 54000: Capital Outlay

	FY27	FY28
State General Fund	2,350	2,350
State Water Plan Funds	1,490	1,490
Agency Fee Funds	113,650	98,425
Federal Funds	197,160	206,785
Trust Funds	157,740	149,140
Total	472,390	458,190

Summary:

State General Fund:
The request is for professional and scientific equipment and computer accessories.

Agency Fee Funds:
Expenditures are for the replacement of agency vehicles and the upgrading of professional and scientific equipment. The department has been systematically replacing outdated air sampling equipment in the state's ambient air quality network. This request also includes funding for data processing equipment. Maintaining computer systems capable of performing modeling and other tasks is critical to completing certain portions of the agency mission and in providing more efficient service in all program areas.

Federal Funds:
Expenditures will be primarily used for the replacement of agency vehicles, professional and scientific equipment, and computer software and accessories.

Trust Funds:
The largest cost items included in this category include field remedial equipment installed at sites by KDHE contractors. These items include shallow tray air strippers; off-gas treatment for air stripper; submersible pumps; air sparge pumps; SVE pumps; GAC filtration units; and other similar types of equipment used at sites for corrective action. This equipment will be installed on site and will remain on site for a number of years. Other capital outlay consists of office furniture and a variety of field equipment such as pumps, portable generators, and free product recovery equipment.

Account Code 55000: Aid to Local Units of Government

	FY27	FY28
State General Fund	0	0
State Water Plan Funds	2,795,955	2,284,534
Agency Fee Funds	1,056,250	1,056,250
Federal Funds	3,201,210	3,201,210
Trust Funds	11,677,389	550,000
Total	18,730,804	7,091,994

Summary:

State Water Plan Funds:
The agency requests funds for the WRAPS Program in both years.

Agency Fee Funds:
The Division provides funding from the air quality fee fund to local agencies in Johnson, Sedgwick, and Wyandotte counties to implement certain provisions of the Kansas Air Quality Act for the department. These services include the review of permits for new sources prior to construction, maintenance and operation of air monitors, and inspection of operating sources for compliance with agency regulations. The funds provided by the department from the air quality fee fund are supplemented by federal air grant funds and local funds utilized for grant matching funds.
Funds for solid waste and waste tire program grants are requested in both years. Waste tire program grant funding can fluctuate depending upon excise tax revenue.

Federal Funds:
In both years the Division requests funding for aid to locals through the EPA nonpoint source implementation fund. A portion of this amount is the result of the state's leveraging of SWPF money through the WRAPs initiative. The Division also plans funding for wastewater operator training. The department also proposes to provide federal funds to local agencies in Johnson, Sedgwick, and Wyandotte counties to implement certain provisions of the Kansas Air Quality Act for the department. These services typically include the review of permits for new sources prior to construction, maintenance and operation of air monitors, and inspection of operating sources for compliance with agency regulations. The funds provided by the department from the air quality fee fund are supplemented by federal air grant funds received directly by the local agencies along with the required local matching funds.

Trust Funds:
Expenditures in this category are for the remediation of groundwater contamination.

406/410 series report

Dept. Name: KDHE-Environment
Agency Name: Health & Environment--Environment
Agency Reporting Level: 00
Version: 2028-A-02-00265

Date: 09/02/2026
Time: 13:12:22

Division of the Budget
KANSAS

Obj. Code	OBJECTS OF EXPENDITURE	FY 2026 Actuals	FY 2027 Adjusted Budget Request	FY 2028 Adjusted Budget Request	null	null	null
	Salaries and Wages	30,849,001	35,954,019	37,922,098	0	0	0
519990	SHRINKAGE	0	(5,640)	(4,742)	0	0	0
	TOTAL Salaries and Wages	**30,849,001**	**35,948,379**	**37,917,356**	**0**	**0**	**0**
52000	Communication	809,701	796,230	801,030	0	0	0
52100	Freight and Express	20,210	17,655	17,655	0	0	0
52200	Printing and Advertising	78,451	58,530	58,530	0	0	0
52300	Rents	1,108,464	1,561,755	1,036,378	0	0	0
52400	Reparing and Servicing	311,022	390,385	377,885	0	0	0
52500	Travel and Subsistence	377,950	322,020	321,020	0	0	0
52510	InState Travel and Subsistence	142,296	150,290	150,190	0	0	0
52520	Out of State Travel and Subsis	64,464	70,900	70,900	0	0	0
52600	Fees-other Services	842,122	2,006,475	1,722,125	0	0	0
52700	Fee-Professional Services	44,622,797	34,461,080	31,102,476	0	0	0
52800	Utilities	544,976	472,325	472,325	0	0	0
52900	Other Contractual Services	173,667	165,454	165,454	0	0	0
	TOTAL Contractual Services	**49,096,120**	**40,473,099**	**36,295,968**	**0**	**0**	**0**
53000	Clothing	12,909	17,190	17,190	0	0	0
53200	Food for Human Consumption	108,773	77,420	77,420	0	0	0
53400	Maint Constr Material Supply	7,732	9,265	9,265	0	0	0
53500	Vehicle Part Supply Accessory	226,510	194,405	194,305	0	0	0
53600	Pro Science Supply Material	79,868	89,155	90,155	0	0	0
53700	Office and Data Supplies	30,535	36,650	36,950	0	0	0
53800	Research Supplies and Matieria	792	850	850	0	0	0
53900	Other Supplies and Materials	122,002	96,035	96,035	0	0	0
	TOTAL Commodities	**589,121**	**520,970**	**522,170**	**0**	**0**	**0**
	TOTAL Capital Outlay	**400,782**	**472,390**	**458,190**	**0**	**0**	**0**
	SUBTOTAL State Operations	**80,935,024**	**77,414,838**	**75,193,684**	**0**	**0**	**0**
55000	Federal Aid Payments	3,191,057	626,710	626,710	0	0	0
55100	State Aid Payments	4,315,490	12,910,653	2,627,000	0	0	0
	TOTAL Aid to Local Governments	**7,506,547**	**13,537,363**	**3,253,710**	**0**	**0**	**0**
55200	Claims	3,143,615	5,193,441	3,838,284	0	0	0
	TOTAL Other Assistance	**3,143,615**	**5,193,441**	**3,838,284**	**0**	**0**	**0**
	TOTAL REPORTABLE EXPENDITURES	**91,585,186**	**96,145,642**	**82,285,678**	**0**	**0**	**0**
77300	Transfers	6,399,084	6,658,010	6,447,319	0	0	0
	TOTAL Non-Expense Items	**6,399,084**	**6,658,010**	**6,447,319**	**0**	**0**	**0**
	TOTAL EXPENDITURES	**97,984,270**	**102,803,652**	**88,732,997**	**0**	**0**	**0**

DOB

406/410 series report

Dept. Name: KDHE-Environment
Agency Name: Health & Environment--Environment
Agency Reporting Level: 00
Version: 2028-A-02-00265

Date: 09/02/2026
Time: 13:12:22

Division of the Budget
KANSAS

Series	Fund Code	FUND/ACCOUNT TITLE	FY 2026 Actuals	FY 2027 Adjusted Budget Request	FY 2028 Adjusted Budget Request	null	null	null
1	1000	0300 OPERATING EXP-INCLD OFF HOS	2,723,121	2,864,589	3,019,620	0	0	0
1	**1000**	**1000 SUBTOTAL for 1000's**	**2,723,121**	**2,864,589**	**3,019,620**	**0**	**0**	**0**
1	1800	1802 SWPF-CONTAMINATION REMEDIATION	311,523	275,156	290,640	0	0	0
1	1800	1804 SWPF-NONPOINT SOURCE PROGRAM	282,832	338,479	357,065	0	0	0
1	1800	1805 SWPF-TMDL INTV-USE ATTAIN	70,730	241,541	254,822	0	0	0
1	1800	1810 Milford-Marion reserv hrmfl algae pilot	11,924	40,539	43,039	0	0	0
1	**1800**	**1800 SUBTOTAL for 1800's**	**677,009**	**895,715**	**945,566**	**0**	**0**	**0**
1	2020	2830 AIR QUALITY FF	3,578,701	4,354,586	4,588,423	0	0	0
1	**2020**	**2020 SUBTOTAL for 2020's**	**3,578,701**	**4,354,586**	**4,588,423**	**0**	**0**	**0**
1	2228	2380 SUBSURFACE HYROCARBON STRG FD	312,819	0	0	0	0	0
1	2228	2381 SALT SOLUTION MINING FEE	34,632	0	0	0	0	0
1	**2228**	**2228 SUBTOTAL for 2228's**	**347,451**	**0**	**0**	**0**	**0**	**0**
1	2271	2075 SOLID WASTE MANAGEMENT FD	3,891,569	4,718,962	4,969,530	0	0	0
1	**2271**	**2271 SUBTOTAL for 2271's**	**3,891,569**	**4,718,962**	**4,969,530**	**0**	**0**	**0**
1	2284	2085 PUBLIC WATER SUPPLY FF	155,617	0	0	0	0	0
1	**2284**	**2284 SUBTOTAL for 2284's**	**155,617**	**0**	**0**	**0**	**0**	**0**
1	2288	2120 VOLUNTARY CLEANUP FD	394,898	512,966	541,567	0	0	0
1	**2288**	**2288 SUBTOTAL for 2288's**	**394,898**	**512,966**	**541,567**	**0**	**0**	**0**
1	2289	2140 LEAD BASED PAINT HAZARD FF	20,146	67,387	71,136	0	0	0
1	**2289**	**2289 SUBTOTAL for 2289's**	**20,146**	**67,387**	**71,136**	**0**	**0**	**0**
1	2292	2310 ENVIRONMENTAL CONTROL USE FD	27,466	80,244	84,615	0	0	0
1	**2292**	**2292 SUBTOTAL for 2292's**	**27,466**	**80,244**	**84,615**	**0**	**0**	**0**
1	2293	2090 STORAGE TANK FEE FD	438,487	273,706	289,455	0	0	0
1	**2293**	**2293 SUBTOTAL for 2293's**	**438,487**	**273,706**	**289,455**	**0**	**0**	**0**
1	2325	2325 2325 KANSAS RIGHT-TO-KNOW FEE FD	0	160,173	168,761	0	0	0
1	**2325**	**2325 SUBTOTAL for 2325's**	**0**	**160,173**	**168,761**	**0**	**0**	**0**
1	2415	2280 NUCLEAR SFTY EMER PREP SP REV	21,882	8,430	8,883	0	0	0
1	**2415**	**2415 SUBTOTAL for 2415's**	**21,882**	**8,430**	**8,883**	**0**	**0**	**0**
1	2519	2290 HAZARDOUS WASTE MGMT FD	96,474	0	0	0	0	0
1	**2519**	**2519 SUBTOTAL for 2519's**	**96,474**	**0**	**0**	**0**	**0**	**0**
1	2635	2820 WASTE TIRE MANAGEMENT FD	223,320	246,540	259,239	0	0	0
1	**2635**	**2635 SUBTOTAL for 2635's**	**223,320**	**246,540**	**259,239**	**0**	**0**	**0**
1	2662	2435 ERF-EMER/ENV RESP NSPEC ST-ENV	928,500	903,315	949,978	0	0	0
1	**2662**	**2662 SUBTOTAL for 2662's**	**928,500**	**903,315**	**949,978**	**0**	**0**	**0**
1	2798	2798 2798 WATER PROGRAM MANAGEMENT FD	536,502	610,066	644,157	0	0	0
1	**2798**	**2798 SUBTOTAL for 2798's**	**536,502**	**610,066**	**644,157**	**0**	**0**	**0**
1	2911	2720 SPNSD PRJ OH FD-ENV-FRM FF	167,124	169,050	179,366	0	0	0
1	**2911**	**2911 SUBTOTAL for 2911's**	**167,124**	**169,050**	**179,366**	**0**	**0**	**0**
1	2912	2710 SPNSD PRJ OH FD-HLTH-FRM FF	167,101	169,051	179,366	0	0	0
1	**2912**	**2912 SUBTOTAL for 2912's**	**167,101**	**169,051**	**179,366**	**0**	**0**	**0**
1	3040	3000 EPA-CORE SUPPORT FDF	97,854	70,233	73,951	0	0	0
1	3040	3001 OTHER FEDERAL GRANTS FD-ENVIR	13,077	0	0	0	0	0
1	3040	3002 EPA-PRENPL EXSTG STS-FED-ENVIR	376,192	300,566	316,641	0	0	0
1	3040	3003 ENVIR RESP REMDL ACT SPC ST/LD	144,007	105,341	111,023	0	0	0
1	**3040**	**3040 SUBTOTAL for 3040's**	**631,130**	**476,140**	**501,615**	**0**	**0**	**0**

DOF

406/410 series report

Dept. Name: KDHE-Environment
Agency Name: Health & Environment--Environment
Agency Reporting Level: 00
Version: 2028-A-02-00265

Date: 09/02/2026
Time: 13:12:22

Division of the Budget
KANSAS

Series	Fund Code	FUND/ACCOUNT TITLE	FY 2026 Actuals	FY 2027 Adjusted Budget Request	FY 2028 Adjusted Budget Request	null	null	null
1	3067	3031 DSMOA COOP AGREEMENT-DOD	385,676	637,486	672,462	0	0	0
1	**3067**	**3067 SUBTOTAL for 3067's**	**385,676**	**637,486**	**672,462**	**0**	**0**	**0**
1	3072	3090 AIR QUALITY PRG FDF	670,019	809,352	853,712	0	0	0
1	**3072**	**3072 SUBTOTAL for 3072's**	**670,019**	**809,352**	**853,712**	**0**	**0**	**0**
1	3086	4200 EPA WATER RELATED GRNTS FDF	145,048	125,804	132,710	0	0	0
1	**3086**	**3086 SUBTOTAL for 3086's**	**145,048**	**125,804**	**132,710**	**0**	**0**	**0**
1	3095	5450 OTHER FEDERAL GRANTS FD-ENVIR	32,742	66,840	70,353	0	0	0
1	**3095**	**3095 SUBTOTAL for 3095's**	**32,742**	**66,840**	**70,353**	**0**	**0**	**0**
1	3248	3246 FEDERAL AIR SECTION 103	124,709	165,585	174,969	0	0	0
1	**3248**	**3248 SUBTOTAL for 3248's**	**124,709**	**165,585**	**174,969**	**0**	**0**	**0**
1	3253	3253 3253 AIR QUALITY PRG FDF	11,382	4,696	4,942	0	0	0
1	**3253**	**3253 SUBTOTAL for 3253's**	**11,382**	**4,696**	**4,942**	**0**	**0**	**0**
1	3254	3260 EPA-WATER RELATED GRNTS FDF	111,804	161,085	170,385	0	0	0
1	**3254**	**3254 SUBTOTAL for 3254's**	**111,804**	**161,085**	**170,385**	**0**	**0**	**0**
1	3295	3288 EPA UDRGRD INJECT CONTROL FDF	294,248	322,853	340,991	0	0	0
1	3295	3289 EPA 106 WATER POLLUTN CTL FDF	1,671,984	2,265,306	2,389,054	0	0	0
1	3295	3295 3295 WATER SUPPLY FDF	202,592	462,418	488,581	0	0	0
1	3295	4100 Lead-Based Paint PPG	393,871	301,330	318,157	0	0	0
1	**3295**	**3295 SUBTOTAL for 3295's**	**2,562,695**	**3,351,907**	**3,536,783**	**0**	**0**	**0**
1	3370	3910 EPA VOLUNTARY CLEANUP FDF	357,810	460,876	487,369	0	0	0
1	**3370**	**3370 SUBTOTAL for 3370's**	**357,810**	**460,876**	**487,369**	**0**	**0**	**0**
1	3586	3190 RESOURCE CONSERV/RCVY ACT FDF	970,342	987,972	1,042,072	0	0	0
1	**3586**	**3586 SUBTOTAL for 3586's**	**970,342**	**987,972**	**1,042,072**	**0**	**0**	**0**
1	3659	3659 3659 SOLID WASTE INFRA FOR RECYL FD	870	0	0	0	0	0
1	**3659**	**3659 SUBTOTAL for 3659's**	**870**	**0**	**0**	**0**	**0**	**0**
1	3732	3510 UNDERGROUND STORAGE TANK FDF	245,076	438,233	462,712	0	0	0
1	**3732**	**3732 SUBTOTAL for 3732's**	**245,076**	**438,233**	**462,712**	**0**	**0**	**0**
1	3812	3700 LKNG UNDGRD TANK TRST FDF	330,338	210,584	222,450	0	0	0
1	3812	3712 LKNG UNDGRD TANK TRST-ENF	259,346	250,789	264,127	0	0	0
1	**3812**	**3812 SUBTOTAL for 3812's**	**589,684**	**461,373**	**486,577**	**0**	**0**	**0**
1	3820	3820 3820 ABANDONED MINE LAND-ADMIN/ENF	11,012	17,494	18,515	0	0	0
1	**3820**	**3820 SUBTOTAL for 3820's**	**11,012**	**17,494**	**18,515**	**0**	**0**	**0**
1	3821	3770 ABANDONED MINED-LAND FD	553,667	718,645	760,794	0	0	0
1	**3821**	**3821 SUBTOTAL for 3821's**	**553,667**	**718,645**	**760,794**	**0**	**0**	**0**
1	3889	3940 EPA NON-PNT SOURC IMPL PRG FDF	695,022	829,878	875,707	0	0	0
1	**3889**	**3889 SUBTOTAL for 3889's**	**695,022**	**829,878**	**875,707**	**0**	**0**	**0**
1	3897	3897 3897 CLIMATE POLUTION REDCTN GRT FD	138,647	127,974	134,919	0	0	0
1	**3897**	**3897 SUBTOTAL for 3897's**	**138,647**	**127,974**	**134,919**	**0**	**0**	**0**
1	3926	3926 3926 STRENGTHEN US PUBLIC HEALTH FD	10,356	0	0	0	0	0
1	**3926**	**3926 SUBTOTAL for 3926's**	**10,356**	**0**	**0**	**0**	**0**	**0**
1	3934	3934 3934 KS CCR STATE PERMITNG PRG FUND	1,373	0	0	0	0	0
1	**3934**	**3934 SUBTOTAL for 3934's**	**1,373**	**0**	**0**	**0**	**0**	**0**
1	7265	7268 NRD-EMER RESP ACT ACCT	11,595	16,202	17,086	0	0	0
1	7265	7270 NRD-NAT RES RSTRN ACT FEC ACCT	12,611	42,699	44,957	0	0	0

DOF

406/410 series report

Dept. Name: KDHE-Environment
Agency Name: Health & Environment--Environment
Agency Reporting Level: 00
Version: 2028-A-02-00265

Date: 09/02/2026
Time: 13:12:22

Division of the Budget
KANSAS

Series	Fund Code	FUND/ACCOUNT TITLE	FY 2026 Actuals	FY 2027 Adjusted Budget Request	FY 2028 Adjusted Budget Request	null	null	null
1	**7265**	**7265 SUBTOTAL for 7265's**	**24,206**	**58,901**	**62,043**	**0**	**0**	**0**
1	7269	7269 7269 VOLKSWAGEN ENVIRONMENTAL TRU	11,381	4,696	4,942	0	0	0
1	**7269**	**7269 SUBTOTAL for 7269's**	**11,381**	**4,696**	**4,942**	**0**	**0**	**0**
1	7342	7342 7342 ASBESTOS REMEDIATION FUND	102,736	111,953	118,310	0	0	0
1	**7342**	**7342 SUBTOTAL for 7342's**	**102,736**	**111,953**	**118,310**	**0**	**0**	**0**
1	7396	7096 ENVIRONMENTAL STEWARDSHIP FUND	654,732	939,208	990,583	0	0	0
1	**7396**	**7396 SUBTOTAL for 7396's**	**654,732**	**939,208**	**990,583**	**0**	**0**	**0**
1	7397	7080 UST Redevelopment Fund	30,983	76,183	80,768	0	0	0
1	**7397**	**7397 SUBTOTAL for 7397's**	**30,983**	**76,183**	**80,768**	**0**	**0**	**0**
1	7398	7070 ABVGRD PETR STRG TNK REL TRT F	195,329	242,494	255,832	0	0	0
1	**7398**	**7398 SUBTOTAL for 7398's**	**195,329**	**242,494**	**255,832**	**0**	**0**	**0**
1	7399	7060 UDRGRD PETRO STG TNK REL TRST	2,527,761	2,974,104	3,137,327	0	0	0
1	**7399**	**7399 SUBTOTAL for 7399's**	**2,527,761**	**2,974,104**	**3,137,327**	**0**	**0**	**0**
1	7402	7402 7402 Risk Management Fund	7,850	13,127	13,856	0	0	0
1	**7402**	**7402 SUBTOTAL for 7402's**	**7,850**	**13,127**	**13,856**	**0**	**0**	**0**
1	7407	7250 DRYCLEANING FAC REL TRST FD	107,332	275,309	290,219	0	0	0
1	**7407**	**7407 SUBTOTAL for 7407's**	**107,332**	**275,309**	**290,219**	**0**	**0**	**0**
1	7527	7230 CERTIF OF ENVRNMNTL LIAB RLSE	91,740	52,388	55,238	0	0	0
1	**7527**	**7527 SUBTOTAL for 7527's**	**91,740**	**52,388**	**55,238**	**0**	**0**	**0**
1	7960	8310 KWPC ADMIN EXPENSE	400,754	526,008	554,448	0	0	0
1	**7960**	**7960 SUBTOTAL for 7960's**	**400,754**	**526,008**	**554,448**	**0**	**0**	**0**
1	7961	8400 KWPC SURCHG SERVICE FEES	1,991,215	1,863,403	1,968,930	0	0	0
1	**7961**	**7961 SUBTOTAL for 7961's**	**1,991,215**	**1,863,403**	**1,968,930**	**0**	**0**	**0**
1	7968	8510 KPWS ADMIN EXPENSE	414,929	508,859	536,587	0	0	0
1	7968	8511 KPWS TECH ASSISTANCE	54,011	0	0	0	0	0
1	7968	8512 KPWS STATE PGM MGMT	1,125,689	1,352,280	1,428,805	0	0	0
1	7968	8513 KPWS OTHER AUTHZD ACTIVITIES	50,134	86,381	91,606	0	0	0
1	**7968**	**7968 SUBTOTAL for 7968's**	**1,644,763**	**1,947,520**	**2,056,998**	**0**	**0**	**0**
1	7969	8600 KPWS SURCHRG SERVICE FEES	413,787	992,605	1,046,346	0	0	0
1	**7969**	**7969 SUBTOTAL for 7969's**	**413,787**	**992,605**	**1,046,346**	**0**	**0**	**0**
		2002 TOTAL Salaries and Wages	**30,849,001**	**35,954,019**	**37,922,098**	**0**	**0**	**0**
10	1000	0300 OPERATING EXP-INCLD OFF HOS	0	(5,640)	(4,742)	0	0	0
10	**1000**	**1000 SUBTOTAL for 1000's**	**0**	**(5,640)**	**(4,742)**	**0**	**0**	**0**
		2012 TOTAL Shrinkage	**0**	**(5,640)**	**(4,742)**	**0**	**0**	**0**
2	1000	0300 OPERATING EXP-INCLD OFF HOS	135,055	639,326	217,650	0	0	0
2	**1000**	**1000 SUBTOTAL for 1000's**	**135,055**	**639,326**	**217,650**	**0**	**0**	**0**
2	1800	1802 SWPF-CONTAMINATION REMEDIATION	2,076,058	2,315,118	1,299,634	0	0	0
2	1800	1803 SWPF-LOCAL ENV PROTECT PRG	38,983	17,300	17,300	0	0	0
2	1800	1804 SWPF-NONPOINT SOURCE PROGRAM	6,952	123,780	28,000	0	0	0
2	1800	1805 SWPF-TMDL INTV-USE ATTAIN	347,943	293,255	134,551	0	0	0
2	1800	1806 Drinking Water Protection	130,858	1,051,380	507,500	0	0	0
2	1800	1808 SWPF-WATERSHED RESTOR/PROT PLN	0	202,957	200,000	0	0	0
2	1800	1809 SWPF-Aquifer Recharge Basin	0	74,466	0	0	0	0
2	1800	1810 Milford-Marion reserv hrmfl algae pilot	109,067	147,079	108,695	0	0	0
2	1800	1811 EQUUS BEDS	75,000	75,000	75,000	0	0	0

DOF

406/410 series report

Dept. Name: KDHE-Environment
Agency Name: Health & Environment--Environment
Agency Reporting Level: 00
Version: 2028-A-02-00265

Date: 09/02/2026
Time: 13:12:22

Division of the Budget
KANSAS

Series	Fund Code	FUND/ACCOUNT TITLE	FY 2026 Actuals	FY 2027 Adjusted Budget Request	FY 2028 Adjusted Budget Request	null	null	null
2	1800	1818 Water System Regionalization Feasibility	0	225,000	0	0	0	0
2	1800	1819 Operator Exam Updates	0	300,000	0	0	0	0
2	**1800**	**1800 SUBTOTAL for 1800's**	**2,784,861**	**4,825,335**	**2,370,680**	**0**	**0**	**0**
2	2020	2830 AIR QUALITY FF	231,877	205,925	205,925	0	0	0
2	2020	2835 AIR QUAL FF-FINES	377,297	696,000	346,000	0	0	0
2	**2020**	**2020 SUBTOTAL for 2020's**	**609,174**	**901,925**	**551,925**	**0**	**0**	**0**
2	2099	2010 HAZARDOUS WASTE COLLECTION FD	0	100	100	0	0	0
2	**2099**	**2099 SUBTOTAL for 2099's**	**0**	**100**	**100**	**0**	**0**	**0**
2	2175	2170 HLTH & ENVIR TRN FF-ENVIR	16,343	10,650	10,650	0	0	0
2	**2175**	**2175 SUBTOTAL for 2175's**	**16,343**	**10,650**	**10,650**	**0**	**0**	**0**
2	2228	2380 SUBSURFACE HYROCARBON STRG FD	110,837	284,450	284,450	0	0	0
2	2228	2381 SALT SOLUTION MINING FEE	52,362	850	850	0	0	0
2	**2228**	**2228 SUBTOTAL for 2228's**	**163,199**	**285,300**	**285,300**	**0**	**0**	**0**
2	2233	2220 MINED-LAND CONSERV/RECLAMT FF	3,972	4,900	4,900	0	0	0
2	**2233**	**2233 SUBTOTAL for 2233's**	**3,972**	**4,900**	**4,900**	**0**	**0**	**0**
2	2271	2075 SOLID WASTE MANAGEMENT FD	465,347	542,150	542,150	0	0	0
2	2271	2084 SWMF-OFFICIAL HOSPITALITY	0	2,500	2,500	0	0	0
2	**2271**	**2271 SUBTOTAL for 2271's**	**465,347**	**544,650**	**544,650**	**0**	**0**	**0**
2	2284	2085 PUBLIC WATER SUPPLY FF	10,436	191,475	191,475	0	0	0
2	**2284**	**2284 SUBTOTAL for 2284's**	**10,436**	**191,475**	**191,475**	**0**	**0**	**0**
2	2288	2120 VOLUNTARY CLEANUP FD	69,299	70,225	70,225	0	0	0
2	**2288**	**2288 SUBTOTAL for 2288's**	**69,299**	**70,225**	**70,225**	**0**	**0**	**0**
2	2289	2140 LEAD BASED PAINT HAZARD FF	1,367	10,600	10,600	0	0	0
2	**2289**	**2289 SUBTOTAL for 2289's**	**1,367**	**10,600**	**10,600**	**0**	**0**	**0**
2	2292	2310 ENVIRONMENTAL CONTROL USE FD	6,012	5,825	5,825	0	0	0
2	**2292**	**2292 SUBTOTAL for 2292's**	**6,012**	**5,825**	**5,825**	**0**	**0**	**0**
2	2293	2090 STORAGE TANK FEE FD	18,151	36,475	36,475	0	0	0
2	**2293**	**2293 SUBTOTAL for 2293's**	**18,151**	**36,475**	**36,475**	**0**	**0**	**0**
2	2325	2325 2325 KANSAS RIGHT-TO-KNOW FEE FD	0	58,925	58,925	0	0	0
2	**2325**	**2325 SUBTOTAL for 2325's**	**0**	**58,925**	**58,925**	**0**	**0**	**0**
2	2519	2290 HAZARDOUS WASTE MGMT FD	84,251	127,525	127,525	0	0	0
2	**2519**	**2519 SUBTOTAL for 2519's**	**84,251**	**127,525**	**127,525**	**0**	**0**	**0**
2	2635	2820 WASTE TIRE MANAGEMENT FD	68,427	64,575	64,575	0	0	0
2	**2635**	**2635 SUBTOTAL for 2635's**	**68,427**	**64,575**	**64,575**	**0**	**0**	**0**
2	2662	2435 ERF-EMER/ENV RESP NSPEC ST-ENV	62,061	63,350	63,350	0	0	0
2	**2662**	**2662 SUBTOTAL for 2662's**	**62,061**	**63,350**	**63,350**	**0**	**0**	**0**
2	2685	2560 MINED-LAND RECLAMATION FD	20,000	20,000	20,000	0	0	0
2	**2685**	**2685 SUBTOTAL for 2685's**	**20,000**	**20,000**	**20,000**	**0**	**0**	**0**
2	2798	2798 2798 WATER PROGRAM MANAGEMENT FD	179,317	148,495	147,295	0	0	0
2	**2798**	**2798 SUBTOTAL for 2798's**	**179,317**	**148,495**	**147,295**	**0**	**0**	**0**
2	2911	2720 SPNSD PRJ OH FD-ENV-FRM FF	4,699	500	500	0	0	0
2	**2911**	**2911 SUBTOTAL for 2911's**	**4,699**	**500**	**500**	**0**	**0**	**0**
2	2912	2710 SPNSD PRJ OH FD-HLTH-FRM FF	4,699	500	500	0	0	0
2	**2912**	**2912 SUBTOTAL for 2912's**	**4,699**	**500**	**500**	**0**	**0**	**0**

DOF

406/410 series report

Dept. Name: KDHE-Environment
Agency Name: Health & Environment--Environment
Agency Reporting Level: 00
Version: 2028-A-02-00265

Date: 09/02/2026
Time: 13:12:22

Division of the Budget
KANSAS

Series	Fund Code	FUND/ACCOUNT TITLE	FY 2026 Actuals	FY 2027 Adjusted Budget Request	FY 2028 Adjusted Budget Request	null	null	null
2	3040	3000 EPA-CORE SUPPORT FDF	9,054	11,275	11,275	0	0	0
2	3040	3001 OTHER FEDERAL GRANTS FD-ENVIR	6,440	108,100	108,100	0	0	0
2	3040	3002 EPA-PRENPL EXSTG STS-FED-ENVIR	115,231	124,200	124,200	0	0	0
2	3040	3003 ENVIR RESP REMDL ACT SPC ST/LD	10,629	7,775	7,775	0	0	0
2	**3040**	**3040 SUBTOTAL for 3040's**	**141,354**	**251,350**	**251,350**	**0**	**0**	**0**
2	3067	3031 DSMOA COOP AGREEMENT-DOD	36,843	38,000	38,000	0	0	0
2	**3067**	**3067 SUBTOTAL for 3067's**	**36,843**	**38,000**	**38,000**	**0**	**0**	**0**
2	3072	3090 AIR QUALITY PRG FDF	141,192	109,850	109,850	0	0	0
2	**3072**	**3072 SUBTOTAL for 3072's**	**141,192**	**109,850**	**109,850**	**0**	**0**	**0**
2	3086	4200 EPA WATER RELATED GRNTS FDF	10,100	10,050	10,050	0	0	0
2	**3086**	**3086 SUBTOTAL for 3086's**	**10,100**	**10,050**	**10,050**	**0**	**0**	**0**
2	3095	5450 OTHER FEDERAL GRANTS FD-ENVIR	1,461	1,050	1,050	0	0	0
2	**3095**	**3095 SUBTOTAL for 3095's**	**1,461**	**1,050**	**1,050**	**0**	**0**	**0**
2	3248	3246 FEDERAL AIR SECTION 103	76,709	135,400	155,400	0	0	0
2	**3248**	**3248 SUBTOTAL for 3248's**	**76,709**	**135,400**	**155,400**	**0**	**0**	**0**
2	3254	3260 EPA-WATER RELATED GRNTS FDF	45,834	45,735	45,735	0	0	0
2	**3254**	**3254 SUBTOTAL for 3254's**	**45,834**	**45,735**	**45,735**	**0**	**0**	**0**
2	3267	3267 3267 OFGF-ENVIR READINESS GRNT	0	45,000	53,000	0	0	0
2	**3267**	**3267 SUBTOTAL for 3267's**	**0**	**45,000**	**53,000**	**0**	**0**	**0**
2	3278	3278 3278 OTHER FEDERAL GRANTS FD-ENVIR	0	500,000	500,000	0	0	0
2	**3278**	**3278 SUBTOTAL for 3278's**	**0**	**500,000**	**500,000**	**0**	**0**	**0**
2	3295	3288 EPA UDRGRD INJECT CONTROL FDF	1,488	1,990	1,990	0	0	0
2	3295	3289 EPA 106 WATER POLLUTN CTL FDF	123,697	168,475	168,475	0	0	0
2	3295	3295 3295 WATER SUPPLY FDF	169,017	189,320	189,320	0	0	0
2	3295	4100 Lead-Based Paint PPG	31,595	19,050	19,050	0	0	0
2	**3295**	**3295 SUBTOTAL for 3295's**	**325,797**	**378,835**	**378,835**	**0**	**0**	**0**
2	3370	3910 EPA VOLUNTARY CLEANUP FDF	1,754,430	1,178,600	233,600	0	0	0
2	**3370**	**3370 SUBTOTAL for 3370's**	**1,754,430**	**1,178,600**	**233,600**	**0**	**0**	**0**
2	3586	3190 RESOURCE CONSERV/RCVY ACT FDF	9,508	86,075	61,075	0	0	0
2	**3586**	**3586 SUBTOTAL for 3586's**	**9,508**	**86,075**	**61,075**	**0**	**0**	**0**
2	3655	3655 3655 SM & DISADV COMM DRINKING WTR	15,000	706,169	706,169	0	0	0
2	**3655**	**3655 SUBTOTAL for 3655's**	**15,000**	**706,169**	**706,169**	**0**	**0**	**0**
2	3659	3659 3659 SOLID WASTE INFRA FOR RECYL FD	0	82,700	67,700	0	0	0
2	**3659**	**3659 SUBTOTAL for 3659's**	**0**	**82,700**	**67,700**	**0**	**0**	**0**
2	3670	3601 LEAD TST SCHL/CHLD CARE WATER	3,644	0	0	0	0	0
2	**3670**	**3670 SUBTOTAL for 3670's**	**3,644**	**0**	**0**	**0**	**0**	**0**
2	3732	3510 UNDERGROUND STORAGE TANK FDF	60,341	85,100	85,100	0	0	0
2	**3732**	**3732 SUBTOTAL for 3732's**	**60,341**	**85,100**	**85,100**	**0**	**0**	**0**
2	3812	3700 LKNG UNDGRD TANK TRST FDF	8,857	14,730	14,730	0	0	0
2	3812	3711 LKNG UNDGRD TANK TRST-ST CLNUP	340,000	55,500	55,500	0	0	0
2	3812	3712 LKNG UNDGRD TANK TRST-ENF	27,183	27,200	27,200	0	0	0
2	**3812**	**3812 SUBTOTAL for 3812's**	**376,040**	**97,430**	**97,430**	**0**	**0**	**0**
2	3820	3820 3820 ABANDONED MINE LAND-ADMIN/ENF	3,337	4,800	4,800	0	0	0
2	**3820**	**3820 SUBTOTAL for 3820's**	**3,337**	**4,800**	**4,800**	**0**	**0**	**0**
2	3821	3770 ABANDONED MINED-LAND FD	3,073,569	2,290,565	2,290,565	0	0	0

DOF

406/410 series report

Dept. Name: KDHE-Environment
Agency Name: Health & Environment--Environment
Agency Reporting Level: 00
Version: 2028-A-02-00265

Date: 09/02/2026
Time: 13:12:22

Division of the Budget
KANSAS

Series	Fund Code	FUND/ACCOUNT TITLE	FY 2026 Actuals	FY 2027 Adjusted Budget Request	FY 2028 Adjusted Budget Request	null	null	null
2	**3821**	**3821 SUBTOTAL for 3821's**	**3,073,569**	**2,290,565**	**2,290,565**	**0**	**0**	**0**
2	3889	3940 EPA NON-PNT SOURC IMPL PRG FDF	167,139	181,400	181,400	0	0	0
2	**3889**	**3889 SUBTOTAL for 3889's**	**167,139**	**181,400**	**181,400**	**0**	**0**	**0**
2	3897	3897 3897 CLIMATE POLUTION REDCTN GRT FD	23,433	3,000	3,000	0	0	0
2	**3897**	**3897 SUBTOTAL for 3897's**	**23,433**	**3,000**	**3,000**	**0**	**0**	**0**
2	3934	3934 3934 KS CCR STATE PERMITNG PRG FUND	10,259	68,275	68,275	0	0	0
2	**3934**	**3934 SUBTOTAL for 3934's**	**10,259**	**68,275**	**68,275**	**0**	**0**	**0**
2	7265	7268 NRD-EMER RESP ACT ACCT	201,247	323,650	323,650	0	0	0
2	7265	7270 NRD-NAT RES RSTRN ACT FEC ACCT	13,051	131,450	131,450	0	0	0
2	**7265**	**7265 SUBTOTAL for 7265's**	**214,298**	**455,100**	**455,100**	**0**	**0**	**0**
2	7342	7342 7342 ASBESTOS REMEDIATION FUND	0	800	800	0	0	0
2	**7342**	**7342 SUBTOTAL for 7342's**	**0**	**800**	**800**	**0**	**0**	**0**
2	7396	7096 ENVIRONMENTAL STEWARDSHIP FUND	12,391,704	4,412,575	4,412,575	0	0	0
2	**7396**	**7396 SUBTOTAL for 7396's**	**12,391,704**	**4,412,575**	**4,412,575**	**0**	**0**	**0**
2	7397	7080 UST Redevelopment Fund	901,490	805,650	805,650	0	0	0
2	**7397**	**7397 SUBTOTAL for 7397's**	**901,490**	**805,650**	**805,650**	**0**	**0**	**0**
2	7398	7070 ABVGRD PETR STRG TNK REL TRT F	2,942,357	2,084,225	2,084,225	0	0	0
2	**7398**	**7398 SUBTOTAL for 7398's**	**2,942,357**	**2,084,225**	**2,084,225**	**0**	**0**	**0**
2	7399	7060 UDRGRD PETRO STG TNK REL TRST	18,047,959	15,335,200	15,342,600	0	0	0
2	**7399**	**7399 SUBTOTAL for 7399's**	**18,047,959**	**15,335,200**	**15,342,600**	**0**	**0**	**0**
2	7402	7402 7402 Risk Management Fund	249	375	375	0	0	0
2	**7402**	**7402 SUBTOTAL for 7402's**	**249**	**375**	**375**	**0**	**0**	**0**
2	7407	7250 DRYCLEANING FAC REL TRST FD	524,325	301,400	301,400	0	0	0
2	**7407**	**7407 SUBTOTAL for 7407's**	**524,325**	**301,400**	**301,400**	**0**	**0**	**0**
2	7527	7230 CERTIF OF ENVRNMNTL LIAB RLSE	3,194	3,500	3,500	0	0	0
2	**7527**	**7527 SUBTOTAL for 7527's**	**3,194**	**3,500**	**3,500**	**0**	**0**	**0**
2	7960	8310 KWPC ADMIN EXPENSE	16,689	20,345	20,345	0	0	0
2	**7960**	**7960 SUBTOTAL for 7960's**	**16,689**	**20,345**	**20,345**	**0**	**0**	**0**
2	7961	8400 KWPC SURCHG SERVICE FEES	1,019,484	972,855	972,855	0	0	0
2	**7961**	**7961 SUBTOTAL for 7961's**	**1,019,484**	**972,855**	**972,855**	**0**	**0**	**0**
2	7968	8510 KPWS ADMIN EXPENSE	277,417	309,069	309,069	0	0	0
2	7968	8511 KPWS TECH ASSISTANCE	126,806	141,815	141,815	0	0	0
2	7968	8512 KPWS STATE PGM MGMT	39,540	52,710	52,710	0	0	0
2	7968	8513 KPWS OTHER AUTHZD ACTIVITIES	570,062	570,060	570,060	0	0	0
2	**7968**	**7968 SUBTOTAL for 7968's**	**1,013,825**	**1,073,654**	**1,073,654**	**0**	**0**	**0**
2	7969	8600 KPWS SURCHRG SERVICE FEES	1,021,058	682,380	682,380	0	0	0
2	7969	8602 KPWS SURCHARGE LOF	16,828	15,000	15,000	0	0	0
2	**7969**	**7969 SUBTOTAL for 7969's**	**1,037,886**	**697,380**	**697,380**	**0**	**0**	**0**
		2832 TOTAL Contractual Services	**49,096,120**	**40,473,099**	**36,295,968**	**0**	**0**	**0**
3	1000	0300 OPERATING EXP-INCLD OFF HOS	11,666	2,725	2,725	0	0	0
3	**1000**	**1000 SUBTOTAL for 1000's**	**11,666**	**2,725**	**2,725**	**0**	**0**	**0**
3	1800	1802 SWPF-CONTAMINATION REMEDIATION	146	1,350	1,350	0	0	0
3	1800	1803 SWPF-LOCAL ENV PROTECT PRG	306	1,500	1,500	0	0	0
3	1800	1804 SWPF-NONPOINT SOURCE PROGRAM	99	5,000	5,000	0	0	0
3	1800	1805 SWPF-TMDL INTV-USE ATTAIN	11,178	10,520	10,520	0	0	0

DOF

406/410 series report

Dept. Name: KDHE-Environment
Agency Name: Health & Environment--Environment
Agency Reporting Level: 00
Version: 2028-A-02-00265

Date: 09/02/2026
Time: 13:12:22

Division of the Budget
KANSAS

Series	Fund Code	FUND/ACCOUNT TITLE	FY 2026 Actuals	FY 2027 Adjusted Budget Request	FY 2028 Adjusted Budget Request	null	null	null
3	1800	1806 Drinking Water Protection	2,851	5,000	5,000	0	0	0
3	1800	1810 Milford-Marion reserv hrmfl algae pilot	3,550	4,000	4,000	0	0	0
3	**1800**	**1800 SUBTOTAL for 1800's**	**18,130**	**27,370**	**27,370**	**0**	**0**	**0**
3	2020	2830 AIR QUALITY FF	26,160	23,375	23,375	0	0	0
3	2020	2835 AIR QUAL FF-FINES	339	0	0	0	0	0
3	**2020**	**2020 SUBTOTAL for 2020's**	**26,499**	**23,375**	**23,375**	**0**	**0**	**0**
3	2099	2010 HAZARDOUS WASTE COLLECTION FD	0	100	100	0	0	0
3	**2099**	**2099 SUBTOTAL for 2099's**	**0**	**100**	**100**	**0**	**0**	**0**
3	2175	2170 HLTH & ENVIR TRN FF-ENVIR	103,809	71,400	71,400	0	0	0
3	**2175**	**2175 SUBTOTAL for 2175's**	**103,809**	**71,400**	**71,400**	**0**	**0**	**0**
3	2228	2380 SUBSURFACE HYROCARBON STRG FD	2,658	0	0	0	0	0
3	2228	2381 SALT SOLUTION MINING FEE	200	0	0	0	0	0
3	**2228**	**2228 SUBTOTAL for 2228's**	**2,858**	**0**	**0**	**0**	**0**	**0**
3	2233	2220 MINED-LAND CONSERV/RECLAMT FF	189	450	450	0	0	0
3	**2233**	**2233 SUBTOTAL for 2233's**	**189**	**450**	**450**	**0**	**0**	**0**
3	2271	2075 SOLID WASTE MANAGEMENT FD	51,433	49,150	49,150	0	0	0
3	**2271**	**2271 SUBTOTAL for 2271's**	**51,433**	**49,150**	**49,150**	**0**	**0**	**0**
3	2288	2120 VOLUNTARY CLEANUP FD	3,279	3,575	3,575	0	0	0
3	**2288**	**2288 SUBTOTAL for 2288's**	**3,279**	**3,575**	**3,575**	**0**	**0**	**0**
3	2289	2140 LEAD BASED PAINT HAZARD FF	0	1,500	1,500	0	0	0
3	**2289**	**2289 SUBTOTAL for 2289's**	**0**	**1,500**	**1,500**	**0**	**0**	**0**
3	2292	2310 ENVIRONMENTAL CONTROL USE FD	4,690	2,775	2,775	0	0	0
3	**2292**	**2292 SUBTOTAL for 2292's**	**4,690**	**2,775**	**2,775**	**0**	**0**	**0**
3	2293	2090 STORAGE TANK FEE FD	7,435	7,800	7,800	0	0	0
3	**2293**	**2293 SUBTOTAL for 2293's**	**7,435**	**7,800**	**7,800**	**0**	**0**	**0**
3	2325	2325 2325 KANSAS RIGHT-TO-KNOW FEE FD	0	3,375	3,375	0	0	0
3	**2325**	**2325 SUBTOTAL for 2325's**	**0**	**3,375**	**3,375**	**0**	**0**	**0**
3	2519	2290 HAZARDOUS WASTE MGMT FD	2,169	1,800	1,800	0	0	0
3	**2519**	**2519 SUBTOTAL for 2519's**	**2,169**	**1,800**	**1,800**	**0**	**0**	**0**
3	2635	2820 WASTE TIRE MANAGEMENT FD	3,374	8,250	8,250	0	0	0
3	**2635**	**2635 SUBTOTAL for 2635's**	**3,374**	**8,250**	**8,250**	**0**	**0**	**0**
3	2662	2435 ERF-EMER/ENV RESP NSPEC ST-ENV	5,096	5,650	5,650	0	0	0
3	**2662**	**2662 SUBTOTAL for 2662's**	**5,096**	**5,650**	**5,650**	**0**	**0**	**0**
3	2798	2798 2798 WATER PROGRAM MANAGEMENT FD	4,678	2,215	2,215	0	0	0
3	**2798**	**2798 SUBTOTAL for 2798's**	**4,678**	**2,215**	**2,215**	**0**	**0**	**0**
3	2911	2720 SPNSD PRJ OH FD-ENV-FRM FF	116	0	0	0	0	0
3	**2911**	**2911 SUBTOTAL for 2911's**	**116**	**0**	**0**	**0**	**0**	**0**
3	2912	2710 SPNSD PRJ OH FD-HLTH-FRM FF	147	0	0	0	0	0
3	**2912**	**2912 SUBTOTAL for 2912's**	**147**	**0**	**0**	**0**	**0**	**0**
3	3040	3000 EPA-CORE SUPPORT FDF	4,821	2,050	2,050	0	0	0
3	3040	3001 OTHER FEDERAL GRANTS FD-ENVIR	413	2,750	2,750	0	0	0
3	3040	3002 EPA-PRENPL EXSTG STS-FED-ENVIR	12,477	11,700	11,700	0	0	0
3	3040	3003 ENVIR RESP REMDL ACT SPC ST/LD	8,366	7,200	7,200	0	0	0
3	**3040**	**3040 SUBTOTAL for 3040's**	**26,077**	**23,700**	**23,700**	**0**	**0**	**0**
3	3067	3031 DSMOA COOP AGREEMENT-DOD	1,245	1,450	1,450	0	0	0

DOF

406/410 series report

Dept. Name: KDHE-Environment
Agency Name: Health & Environment--Environment
Agency Reporting Level: 00
Version: 2028-A-02-00265

Date: 09/02/2026
Time: 13:12:22

Division of the Budget
KANSAS

Series	Fund Code	FUND/ACCOUNT TITLE	FY 2026 Actuals	FY 2027 Adjusted Budget Request	FY 2028 Adjusted Budget Request	null	null	null
3	**3067**	**3067 SUBTOTAL for 3067's**	**1,245**	**1,450**	**1,450**	**0**	**0**	**0**
3	3072	3090 AIR QUALITY PRG FDF	55,805	37,050	37,050	0	0	0
3	**3072**	**3072 SUBTOTAL for 3072's**	**55,805**	**37,050**	**37,050**	**0**	**0**	**0**
3	3086	4200 EPA WATER RELATED GRNTS FDF	4,375	4,310	4,310	0	0	0
3	**3086**	**3086 SUBTOTAL for 3086's**	**4,375**	**4,310**	**4,310**	**0**	**0**	**0**
3	3095	5450 OTHER FEDERAL GRANTS FD-ENVIR	900	0	0	0	0	0
3	**3095**	**3095 SUBTOTAL for 3095's**	**900**	**0**	**0**	**0**	**0**	**0**
3	3248	3246 FEDERAL AIR SECTION 103	16,831	10,000	10,000	0	0	0
3	**3248**	**3248 SUBTOTAL for 3248's**	**16,831**	**10,000**	**10,000**	**0**	**0**	**0**
3	3254	3260 EPA-WATER RELATED GRNTS FDF	10,355	11,900	11,900	0	0	0
3	**3254**	**3254 SUBTOTAL for 3254's**	**10,355**	**11,900**	**11,900**	**0**	**0**	**0**
3	3295	3288 EPA UDRGRD INJECT CONTROL FDF	1,207	1,170	1,170	0	0	0
3	3295	3289 EPA 106 WATER POLLUTN CTL FDF	23,761	31,890	31,890	0	0	0
3	3295	3295 3295 WATER SUPPLY FDF	7,442	8,200	8,200	0	0	0
3	3295	4100 Lead-Based Paint PPG	3,986	750	750	0	0	0
3	**3295**	**3295 SUBTOTAL for 3295's**	**36,396**	**42,010**	**42,010**	**0**	**0**	**0**
3	3370	3910 EPA VOLUNTARY CLEANUP FDF	4,650	5,525	5,525	0	0	0
3	**3370**	**3370 SUBTOTAL for 3370's**	**4,650**	**5,525**	**5,525**	**0**	**0**	**0**
3	3586	3190 RESOURCE CONSERV/RCVY ACT FDF	0	125	125	0	0	0
3	**3586**	**3586 SUBTOTAL for 3586's**	**0**	**125**	**125**	**0**	**0**	**0**
3	3659	3659 3659 SOLID WASTE INFRA FOR RECYL FD	0	150	150	0	0	0
3	**3659**	**3659 SUBTOTAL for 3659's**	**0**	**150**	**150**	**0**	**0**	**0**
3	3732	3510 UNDERGROUND STORAGE TANK FDF	100	1,000	1,000	0	0	0
3	**3732**	**3732 SUBTOTAL for 3732's**	**100**	**1,000**	**1,000**	**0**	**0**	**0**
3	3812	3700 LKNG UNDGRD TANK TRST FDF	1,034	1,250	1,250	0	0	0
3	3812	3712 LKNG UNDGRD TANK TRST-ENF	359	400	400	0	0	0
3	**3812**	**3812 SUBTOTAL for 3812's**	**1,393**	**1,650**	**1,650**	**0**	**0**	**0**
3	3820	3820 3820 ABANDONED MINE LAND-ADMIN/ENF	198	350	350	0	0	0
3	**3820**	**3820 SUBTOTAL for 3820's**	**198**	**350**	**350**	**0**	**0**	**0**
3	3821	3770 ABANDONED MINED-LAND FD	13,613	17,125	17,125	0	0	0
3	**3821**	**3821 SUBTOTAL for 3821's**	**13,613**	**17,125**	**17,125**	**0**	**0**	**0**
3	3889	3940 EPA NON-PNT SOURC IMPL PRG FDF	18,196	5,750	5,750	0	0	0
3	**3889**	**3889 SUBTOTAL for 3889's**	**18,196**	**5,750**	**5,750**	**0**	**0**	**0**
3	3897	3897 3897 CLIMATE POLUTION REDCTN GRT FD	14	0	0	0	0	0
3	**3897**	**3897 SUBTOTAL for 3897's**	**14**	**0**	**0**	**0**	**0**	**0**
3	3934	3934 3934 KS CCR STATE PERMITNG PRG FUND	1,920	2,000	2,000	0	0	0
3	**3934**	**3934 SUBTOTAL for 3934's**	**1,920**	**2,000**	**2,000**	**0**	**0**	**0**
3	7265	7268 NRD-EMER RESP ACT ACCT	1,862	1,925	1,925	0	0	0
3	7265	7270 NRD-NAT RES RSTRN ACT FEC ACCT	14	800	800	0	0	0
3	**7265**	**7265 SUBTOTAL for 7265's**	**1,876**	**2,725**	**2,725**	**0**	**0**	**0**
3	7396	7096 ENVIRONMENTAL STEWARDSHIP FUND	40,457	31,450	31,450	0	0	0
3	**7396**	**7396 SUBTOTAL for 7396's**	**40,457**	**31,450**	**31,450**	**0**	**0**	**0**
3	7398	7070 ABVGRD PETR STRG TNK REL TRT F	498	1,000	1,000	0	0	0
3	**7398**	**7398 SUBTOTAL for 7398's**	**498**	**1,000**	**1,000**	**0**	**0**	**0**

DOF

406/410 series report

Dept. Name: KDHE-Environment
Agency Name: Health & Environment--Environment
Agency Reporting Level: 00
Version: 2028-A-02-00265

Date: 09/02/2026
Time: 13:12:22

Division of the Budget
KANSAS

Series	Fund Code	FUND/ACCOUNT TITLE	FY 2026 Actuals	FY 2027 Adjusted Budget Request	FY 2028 Adjusted Budget Request	null	null	null
3	7399	7060 UDRGRD PETRO STG TNK REL TRST	73,241	84,500	85,700	0	0	0
3	**7399**	**7399 SUBTOTAL for 7399's**	**73,241**	**84,500**	**85,700**	**0**	**0**	**0**
3	7402	7402 7402 Risk Management Fund	0	50	50	0	0	0
3	**7402**	**7402 SUBTOTAL for 7402's**	**0**	**50**	**50**	**0**	**0**	**0**
3	7407	7250 DRYCLEANING FAC REL TRST FD	5,959	5,650	5,650	0	0	0
3	**7407**	**7407 SUBTOTAL for 7407's**	**5,959**	**5,650**	**5,650**	**0**	**0**	**0**
3	7527	7230 CERTIF OF ENVRNMNTL LIAB RLSE	0	75	75	0	0	0
3	**7527**	**7527 SUBTOTAL for 7527's**	**0**	**75**	**75**	**0**	**0**	**0**
3	7960	8310 KWPC ADMIN EXPENSE	2,252	2,250	2,250	0	0	0
3	**7960**	**7960 SUBTOTAL for 7960's**	**2,252**	**2,250**	**2,250**	**0**	**0**	**0**
3	7961	8400 KWPC SURCHG SERVICE FEES	15,284	7,405	7,405	0	0	0
3	**7961**	**7961 SUBTOTAL for 7961's**	**15,284**	**7,405**	**7,405**	**0**	**0**	**0**
3	7968	8510 KPWS ADMIN EXPENSE	2,459	2,405	2,405	0	0	0
3	7968	8512 KPWS STATE PGM MGMT	5,028	3,610	3,610	0	0	0
3	7968	8513 KPWS OTHER AUTHZD ACTIVITIES	2,698	2,700	2,700	0	0	0
3	**7968**	**7968 SUBTOTAL for 7968's**	**10,185**	**8,715**	**8,715**	**0**	**0**	**0**
3	7969	8600 KPWS SURCHRG SERVICE FEES	1,733	1,545	1,545	0	0	0
3	**7969**	**7969 SUBTOTAL for 7969's**	**1,733**	**1,545**	**1,545**	**0**	**0**	**0**
		3482 TOTAL Commodities	**589,121**	**520,970**	**522,170**	**0**	**0**	**0**
4	1000	0300 OPERATING EXP-INCLD OFF HOS	2,721	2,350	2,350	0	0	0
4	**1000**	**1000 SUBTOTAL for 1000's**	**2,721**	**2,350**	**2,350**	**0**	**0**	**0**
4	1800	1802 SWPF-CONTAMINATION REMEDIATION	235	425	425	0	0	0
4	1800	1803 SWPF-LOCAL ENV PROTECT PRG	4,841	0	0	0	0	0
4	1800	1804 SWPF-NONPOINT SOURCE PROGRAM	229	0	0	0	0	0
4	1800	1805 SWPF-TMDL INTV-USE ATTAIN	867	865	865	0	0	0
4	1800	1810 Milford-Marion reserv hrmfl algae pilot	164	200	200	0	0	0
4	**1800**	**1800 SUBTOTAL for 1800's**	**6,336**	**1,490**	**1,490**	**0**	**0**	**0**
4	2020	2830 AIR QUALITY FF	2,745	3,150	3,150	0	0	0
4	2020	2835 AIR QUAL FF-FINES	4,702	20,525	20,300	0	0	0
4	**2020**	**2020 SUBTOTAL for 2020's**	**7,447**	**23,675**	**23,450**	**0**	**0**	**0**
4	2175	2170 HLTH & ENVIR TRN FF-ENVIR	23	0	0	0	0	0
4	**2175**	**2175 SUBTOTAL for 2175's**	**23**	**0**	**0**	**0**	**0**	**0**
4	2233	2220 MINED-LAND CONSERV/RECLAMT FF	74	150	150	0	0	0
4	**2233**	**2233 SUBTOTAL for 2233's**	**74**	**150**	**150**	**0**	**0**	**0**
4	2271	2075 SOLID WASTE MANAGEMENT FD	30,694	35,900	35,900	0	0	0
4	**2271**	**2271 SUBTOTAL for 2271's**	**30,694**	**35,900**	**35,900**	**0**	**0**	**0**
4	2288	2120 VOLUNTARY CLEANUP FD	2	700	700	0	0	0
4	**2288**	**2288 SUBTOTAL for 2288's**	**2**	**700**	**700**	**0**	**0**	**0**
4	2289	2140 LEAD BASED PAINT HAZARD FF	0	15,400	400	0	0	0
4	**2289**	**2289 SUBTOTAL for 2289's**	**0**	**15,400**	**400**	**0**	**0**	**0**
4	2292	2310 ENVIRONMENTAL CONTROL USE FD	0	50	50	0	0	0
4	**2292**	**2292 SUBTOTAL for 2292's**	**0**	**50**	**50**	**0**	**0**	**0**
4	2293	2090 STORAGE TANK FEE FD	1,821	3,100	3,100	0	0	0
4	**2293**	**2293 SUBTOTAL for 2293's**	**1,821**	**3,100**	**3,100**	**0**	**0**	**0**
4	2325	2325 2325 KANSAS RIGHT-TO-KNOW FEE FD	0	400	400	0	0	0

DOF

406/410 series report

Dept. Name: KDHE-Environment
Agency Name: Health & Environment--Environment
Agency Reporting Level: 00
Version: 2028-A-02-00265

Date: 09/02/2026
Time: 13:12:22

Division of the Budget
KANSAS

Series	Fund Code	FUND/ACCOUNT TITLE	FY 2026 Actuals	FY 2027 Adjusted Budget Request	FY 2028 Adjusted Budget Request	null	null	null
4	**2325**	**2325 SUBTOTAL for 2325's**	**0**	**400**	**400**	**0**	**0**	**0**
4	2519	2290 HAZARDOUS WASTE MGMT FD	13,817	30,975	30,975	0	0	0
4	**2519**	**2519 SUBTOTAL for 2519's**	**13,817**	**30,975**	**30,975**	**0**	**0**	**0**
4	2635	2820 WASTE TIRE MANAGEMENT FD	4,481	1,100	1,100	0	0	0
4	**2635**	**2635 SUBTOTAL for 2635's**	**4,481**	**1,100**	**1,100**	**0**	**0**	**0**
4	2662	2435 ERF-EMER/ENV RESP NSPEC ST-ENV	1,254	1,550	1,550	0	0	0
4	**2662**	**2662 SUBTOTAL for 2662's**	**1,254**	**1,550**	**1,550**	**0**	**0**	**0**
4	2798	2798 2798 WATER PROGRAM MANAGEMENT FD	770	650	650	0	0	0
4	**2798**	**2798 SUBTOTAL for 2798's**	**770**	**650**	**650**	**0**	**0**	**0**
4	2911	2720 SPNSD PRJ OH FD-ENV-FRM FF	2,073	0	0	0	0	0
4	**2911**	**2911 SUBTOTAL for 2911's**	**2,073**	**0**	**0**	**0**	**0**	**0**
4	2912	2710 SPNSD PRJ OH FD-HLTH-FRM FF	2,073	0	0	0	0	0
4	**2912**	**2912 SUBTOTAL for 2912's**	**2,073**	**0**	**0**	**0**	**0**	**0**
4	3040	3000 EPA-CORE SUPPORT FDF	807	825	825	0	0	0
4	3040	3002 EPA-PRENPL EXSTG STS-FED-ENVIR	4	550	550	0	0	0
4	**3040**	**3040 SUBTOTAL for 3040's**	**811**	**1,375**	**1,375**	**0**	**0**	**0**
4	3067	3031 DSMOA COOP AGREEMENT-DOD	82	1,300	1,300	0	0	0
4	**3067**	**3067 SUBTOTAL for 3067's**	**82**	**1,300**	**1,300**	**0**	**0**	**0**
4	3072	3090 AIR QUALITY PRG FDF	132,400	80,525	95,300	0	0	0
4	**3072**	**3072 SUBTOTAL for 3072's**	**132,400**	**80,525**	**95,300**	**0**	**0**	**0**
4	3086	4200 EPA WATER RELATED GRNTS FDF	164	165	165	0	0	0
4	**3086**	**3086 SUBTOTAL for 3086's**	**164**	**165**	**165**	**0**	**0**	**0**
4	3248	3246 FEDERAL AIR SECTION 103	138,921	30,000	45,000	0	0	0
4	**3248**	**3248 SUBTOTAL for 3248's**	**138,921**	**30,000**	**45,000**	**0**	**0**	**0**
4	3254	3260 EPA-WATER RELATED GRNTS FDF	304	305	305	0	0	0
4	**3254**	**3254 SUBTOTAL for 3254's**	**304**	**305**	**305**	**0**	**0**	**0**
4	3295	3289 EPA 106 WATER POLLUTN CTL FDF	4,458	5,465	5,465	0	0	0
4	3295	3295 3295 WATER SUPPLY FDF	824	600	600	0	0	0
4	3295	4100 Lead-Based Paint PPG	26,112	15,400	400	0	0	0
4	**3295**	**3295 SUBTOTAL for 3295's**	**31,394**	**21,465**	**6,465**	**0**	**0**	**0**
4	3370	3910 EPA VOLUNTARY CLEANUP FDF	762	1,225	1,075	0	0	0
4	**3370**	**3370 SUBTOTAL for 3370's**	**762**	**1,225**	**1,075**	**0**	**0**	**0**
4	3586	3190 RESOURCE CONSERV/RCVY ACT FDF	0	75	75	0	0	0
4	**3586**	**3586 SUBTOTAL for 3586's**	**0**	**75**	**75**	**0**	**0**	**0**
4	3820	3820 3820 ABANDONED MINE LAND-ADMIN/ENF	74	200	200	0	0	0
4	**3820**	**3820 SUBTOTAL for 3820's**	**74**	**200**	**200**	**0**	**0**	**0**
4	3821	3770 ABANDONED MINED-LAND FD	41,549	42,275	42,275	0	0	0
4	**3821**	**3821 SUBTOTAL for 3821's**	**41,549**	**42,275**	**42,275**	**0**	**0**	**0**
4	3889	3940 EPA NON-PNT SOURC IMPL PRG FDF	1,593	2,700	2,700	0	0	0
4	**3889**	**3889 SUBTOTAL for 3889's**	**1,593**	**2,700**	**2,700**	**0**	**0**	**0**
4	3934	3934 3934 KS CCR STATE PERMITNG PRG FUND	494	15,550	10,550	0	0	0
4	**3934**	**3934 SUBTOTAL for 3934's**	**494**	**15,550**	**10,550**	**0**	**0**	**0**
4	7265	7268 NRD-EMER RESP ACT ACCT	1,098	1,100	1,100	0	0	0
4	**7265**	**7265 SUBTOTAL for 7265's**	**1,098**	**1,100**	**1,100**	**0**	**0**	**0**

DOF

406/410 series report

Dept. Name: KDHE-Environment
Agency Name: Health & Environment--Environment
Agency Reporting Level: 00
Version: 2028-A-02-00265

Date: 09/02/2026
Time: 13:12:22

Division of the Budget
KANSAS

Series	Fund Code	FUND/ACCOUNT TITLE	FY 2026 Actuals	FY 2027 Adjusted Budget Request	FY 2028 Adjusted Budget Request	null	null	null
4	7269	7269 7269 VOLKSWAGEN ENVIRONMENTAL TRU	(48,731)	0	0	0	0	0
4	**7269**	**7269 SUBTOTAL for 7269's**	**(48,731)**	**0**	**0**	**0**	**0**	**0**
4	7396	7096 ENVIRONMENTAL STEWARDSHIP FUND	6,850	59,675	59,675	0	0	0
4	**7396**	**7396 SUBTOTAL for 7396's**	**6,850**	**59,675**	**59,675**	**0**	**0**	**0**
4	7398	7070 ABVGRD PETR STRG TNK REL TRT F	14	3,500	3,500	0	0	0
4	**7398**	**7398 SUBTOTAL for 7398's**	**14**	**3,500**	**3,500**	**0**	**0**	**0**
4	7399	7060 UDRGRD PETRO STG TNK REL TRST	14,329	88,025	79,425	0	0	0
4	**7399**	**7399 SUBTOTAL for 7399's**	**14,329**	**88,025**	**79,425**	**0**	**0**	**0**
4	7407	7250 DRYCLEANING FAC REL TRST FD	792	900	900	0	0	0
4	**7407**	**7407 SUBTOTAL for 7407's**	**792**	**900**	**900**	**0**	**0**	**0**
4	7961	8400 KWPC SURCHG SERVICE FEES	2,572	1,915	1,915	0	0	0
4	**7961**	**7961 SUBTOTAL for 7961's**	**2,572**	**1,915**	**1,915**	**0**	**0**	**0**
4	7968	8512 KPWS STATE PGM MGMT	1,394	1,355	1,355	0	0	0
4	**7968**	**7968 SUBTOTAL for 7968's**	**1,394**	**1,355**	**1,355**	**0**	**0**	**0**
4	7969	8600 KPWS SURCHRG SERVICE FEES	330	1,270	1,270	0	0	0
4	**7969**	**7969 SUBTOTAL for 7969's**	**330**	**1,270**	**1,270**	**0**	**0**	**0**
		3952 TOTAL Capital Outlay	**400,782**	**472,390**	**458,190**	**0**	**0**	**0**
8	1000	0300 OPERATING EXP-INCLD OFF HOS	110,226	0	0	0	0	0
8	**1000**	**1000 SUBTOTAL for 1000's**	**110,226**	**0**	**0**	**0**	**0**	**0**
8	1800	1802 SWPF-CONTAMINATION REMEDIATION	1,500,000	500,000	500,000	0	0	0
8	1800	1803 SWPF-LOCAL ENV PROTECT PRG	594,800	613,000	613,000	0	0	0
8	1800	1806 Drinking Water Protection	202,215	438,696	287,500	0	0	0
8	1800	1808 SWPF-WATERSHED RESTOR/PROT PLN	617,502	0	0	0	0	0
8	**1800**	**1800 SUBTOTAL for 1800's**	**2,914,517**	**1,551,696**	**1,400,500**	**0**	**0**	**0**
8	2020	2835 AIR QUAL FF-FINES	247,404	199,000	199,000	0	0	0
8	**2020**	**2020 SUBTOTAL for 2020's**	**247,404**	**199,000**	**199,000**	**0**	**0**	**0**
8	2099	2010 HAZARDOUS WASTE COLLECTION FD	0	2,500	2,500	0	0	0
8	**2099**	**2099 SUBTOTAL for 2099's**	**0**	**2,500**	**2,500**	**0**	**0**	**0**
8	2271	2075 SOLID WASTE MANAGEMENT FD	30,500	150,500	150,500	0	0	0
8	**2271**	**2271 SUBTOTAL for 2271's**	**30,500**	**150,500**	**150,500**	**0**	**0**	**0**
8	2635	2820 WASTE TIRE MANAGEMENT FD	573,068	405,000	405,000	0	0	0
8	**2635**	**2635 SUBTOTAL for 2635's**	**573,068**	**405,000**	**405,000**	**0**	**0**	**0**
8	3072	3090 AIR QUALITY PRG FDF	365,176	263,380	263,380	0	0	0
8	**3072**	**3072 SUBTOTAL for 3072's**	**365,176**	**263,380**	**263,380**	**0**	**0**	**0**
8	3248	3246 FEDERAL AIR SECTION 103	25,000	25,000	25,000	0	0	0
8	**3248**	**3248 SUBTOTAL for 3248's**	**25,000**	**25,000**	**25,000**	**0**	**0**	**0**
8	3253	3253 3253 AIR QUALITY PRG FDF	242,773	0	0	0	0	0
8	**3253**	**3253 SUBTOTAL for 3253's**	**242,773**	**0**	**0**	**0**	**0**	**0**
8	3655	3655 3655 SM & DISADV COMM DRINKING WTR	665,480	332,830	332,830	0	0	0
8	**3655**	**3655 SUBTOTAL for 3655's**	**665,480**	**332,830**	**332,830**	**0**	**0**	**0**
8	3889	3940 EPA NON-PNT SOURC IMPL PRG FDF	1,287,629	0	0	0	0	0
8	**3889**	**3889 SUBTOTAL for 3889's**	**1,287,629**	**0**	**0**	**0**	**0**	**0**
8	3897	3897 3897 CLIMATE POLUTION REDCTN GRT FD	600,000	0	0	0	0	0
8	**3897**	**3897 SUBTOTAL for 3897's**	**600,000**	**0**	**0**	**0**	**0**	**0**

DOF

406/410 series report

Dept. Name: KDHE-Environment
Agency Name: Health & Environment--Environment
Agency Reporting Level: 00
Version: 2028-A-02-00265

Date: 09/02/2026
Time: 13:12:22

Division of the Budget
KANSAS

Series	Fund Code	FUND/ACCOUNT TITLE	FY 2026 Actuals	FY 2027 Adjusted Budget Request	FY 2028 Adjusted Budget Request	null	null	null
8	7265	7268 NRD-EMER RESP ACT ACCT	0	20,000	20,000	0	0	0
8	**7265**	**7265 SUBTOTAL for 7265's**	**0**	**20,000**	**20,000**	**0**	**0**	**0**
8	7269	7269 7269 VOLKSWAGEN ENVIRONMENTAL TRU	0	10,132,457	0	0	0	0
8	**7269**	**7269 SUBTOTAL for 7269's**	**0**	**10,132,457**	**0**	**0**	**0**	**0**
8	7396	7096 ENVIRONMENTAL STEWARDSHIP FUND	439,774	450,000	450,000	0	0	0
8	**7396**	**7396 SUBTOTAL for 7396's**	**439,774**	**450,000**	**450,000**	**0**	**0**	**0**
8	7969	8600 KPWS SURCHRG SERVICE FEES	5,000	5,000	5,000	0	0	0
8	**7969**	**7969 SUBTOTAL for 7969's**	**5,000**	**5,000**	**5,000**	**0**	**0**	**0**
		4142 TOTAL Aid to Locals	**7,506,547**	**13,537,363**	**3,253,710**	**0**	**0**	**0**
9	1800	1803 SWPF-LOCAL ENV PROTECT PRG	50,000	144,259	18,200	0	0	0
9	1800	1804 SWPF-NONPOINT SOURCE PROGRAM	101,650	300,000	65,834	0	0	0
9	1800	1808 SWPF-WATERSHED RESTOR/PROT PLN	648,541	800,000	800,000	0	0	0
9	**1800**	**1800 SUBTOTAL for 1800's**	**800,191**	**1,244,259**	**884,034**	**0**	**0**	**0**
9	2099	2010 HAZARDOUS WASTE COLLECTION FD	0	2,500	2,500	0	0	0
9	**2099**	**2099 SUBTOTAL for 2099's**	**0**	**2,500**	**2,500**	**0**	**0**	**0**
9	2271	2075 SOLID WASTE MANAGEMENT FD	261,889	275,500	275,500	0	0	0
9	**2271**	**2271 SUBTOTAL for 2271's**	**261,889**	**275,500**	**275,500**	**0**	**0**	**0**
9	2635	2820 WASTE TIRE MANAGEMENT FD	0	21,250	21,250	0	0	0
9	**2635**	**2635 SUBTOTAL for 2635's**	**0**	**21,250**	**21,250**	**0**	**0**	**0**
9	3083	3083 3083 TECH ASSIST AG PEER MENTORING	40,899	0	0	0	0	0
9	**3083**	**3083 SUBTOTAL for 3083's**	**40,899**	**0**	**0**	**0**	**0**	**0**
9	3254	3260 EPA-WATER RELATED GRNTS FDF	80,000	80,000	80,000	0	0	0
9	**3254**	**3254 SUBTOTAL for 3254's**	**80,000**	**80,000**	**80,000**	**0**	**0**	**0**
9	3889	3940 EPA NON-PNT SOURC IMPL PRG FDF	2,001,535	2,500,000	2,500,000	0	0	0
9	**3889**	**3889 SUBTOTAL for 3889's**	**2,001,535**	**2,500,000**	**2,500,000**	**0**	**0**	**0**
9	7265	7268 NRD-EMER RESP ACT ACCT	0	75,000	75,000	0	0	0
9	**7265**	**7265 SUBTOTAL for 7265's**	**0**	**75,000**	**75,000**	**0**	**0**	**0**
9	7269	7269 7269 VOLKSWAGEN ENVIRONMENTAL TRU	0	974,932	0	0	0	0
9	**7269**	**7269 SUBTOTAL for 7269's**	**0**	**974,932**	**0**	**0**	**0**	**0**
9	7311	7090 GIFTS GRNTS & DNTNS FD-HEALTH	(40,899)	20,000	0	0	0	0
9	**7311**	**7311 SUBTOTAL for 7311's**	**(40,899)**	**20,000**	**0**	**0**	**0**	**0**
		4262 TOTAL Other Assistance	**3,143,615**	**5,193,441**	**3,838,284**	**0**	**0**	**0**
92	2020	2830 AIR QUALITY FF	902,302	925,000	925,000	0	0	0
92	2020	2835 AIR QUAL FF-FINES	104,767	86,500	86,500	0	0	0
92	**2020**	**2020 SUBTOTAL for 2020's**	**1,007,069**	**1,011,500**	**1,011,500**	**0**	**0**	**0**
92	2228	2380 SUBSURFACE HYROCARBON STRG FD	92,167	92,000	92,000	0	0	0
92	2228	2381 SALT SOLUTION MINING FEE	7,262	17,700	17,700	0	0	0
92	**2228**	**2228 SUBTOTAL for 2228's**	**99,429**	**109,700**	**109,700**	**0**	**0**	**0**
92	2271	2075 SOLID WASTE MANAGEMENT FD	1,223,324	1,250,000	1,250,000	0	0	0
92	**2271**	**2271 SUBTOTAL for 2271's**	**1,223,324**	**1,250,000**	**1,250,000**	**0**	**0**	**0**
92	2288	2120 VOLUNTARY CLEANUP FD	103,457	105,000	105,000	0	0	0
92	**2288**	**2288 SUBTOTAL for 2288's**	**103,457**	**105,000**	**105,000**	**0**	**0**	**0**
92	2289	2140 LEAD BASED PAINT HAZARD FF	8,033	12,000	12,000	0	0	0
92	**2289**	**2289 SUBTOTAL for 2289's**	**8,033**	**12,000**	**12,000**	**0**	**0**	**0**

DOF

406/410 series report

Dept. Name: KDHE-Environment
Agency Name: Health & Environment--Environment
Agency Reporting Level: 00
Version: 2028-A-02-00265

Date: 09/02/2026
Time: 13:12:22

Division of the Budget
KANSAS

Series	Fund Code	FUND/ACCOUNT TITLE	FY 2026 Actuals	FY 2027 Adjusted Budget Request	FY 2028 Adjusted Budget Request	null	null	null
92	2293	2090 STORAGE TANK FEE FD	118,657	119,000	119,000	0	0	0
92	**2293**	**2293 SUBTOTAL for 2293's**	**118,657**	**119,000**	**119,000**	**0**	**0**	**0**
92	2325	2325 2325 KANSAS RIGHT-TO-KNOW FEE FD	0	75,000	75,000	0	0	0
92	**2325**	**2325 SUBTOTAL for 2325's**	**0**	**75,000**	**75,000**	**0**	**0**	**0**
92	2519	2290 HAZARDOUS WASTE MGMT FD	181,948	100,000	100,000	0	0	0
92	**2519**	**2519 SUBTOTAL for 2519's**	**181,948**	**100,000**	**100,000**	**0**	**0**	**0**
92	2635	2820 WASTE TIRE MANAGEMENT FD	175,482	175,000	175,000	0	0	0
92	**2635**	**2635 SUBTOTAL for 2635's**	**175,482**	**175,000**	**175,000**	**0**	**0**	**0**
92	2662	2435 ERF-EMER/ENV RESP NSPEC ST-ENV	190,789	191,000	191,000	0	0	0
92	**2662**	**2662 SUBTOTAL for 2662's**	**190,789**	**191,000**	**191,000**	**0**	**0**	**0**
92	2798	2798 2798 WATER PROGRAM MANAGEMENT FD	179,479	163,800	158,800	0	0	0
92	**2798**	**2798 SUBTOTAL for 2798's**	**179,479**	**163,800**	**158,800**	**0**	**0**	**0**
92	3040	3000 EPA-CORE SUPPORT FDF	0	19,608	19,608	0	0	0
92	3040	3001 OTHER FEDERAL GRANTS FD-ENVIR	0	5,000	5,000	0	0	0
92	3040	3002 EPA-PRENPL EXSTG STS-FED-ENVIR	0	25,900	25,900	0	0	0
92	**3040**	**3040 SUBTOTAL for 3040's**	**0**	**50,508**	**50,508**	**0**	**0**	**0**
92	3067	3031 DSMOA COOP AGREEMENT-DOD	0	179,950	179,950	0	0	0
92	**3067**	**3067 SUBTOTAL for 3067's**	**0**	**179,950**	**179,950**	**0**	**0**	**0**
92	3072	3090 AIR QUALITY PRG FDF	101,384	125,000	125,000	0	0	0
92	**3072**	**3072 SUBTOTAL for 3072's**	**101,384**	**125,000**	**125,000**	**0**	**0**	**0**
92	3086	4200 EPA WATER RELATED GRNTS FDF	37,025	23,000	23,000	0	0	0
92	**3086**	**3086 SUBTOTAL for 3086's**	**37,025**	**23,000**	**23,000**	**0**	**0**	**0**
92	3095	5450 OTHER FEDERAL GRANTS FD-ENVIR	7,534	7,460	7,460	0	0	0
92	**3095**	**3095 SUBTOTAL for 3095's**	**7,534**	**7,460**	**7,460**	**0**	**0**	**0**
92	3248	3246 FEDERAL AIR SECTION 103	8,871	33,490	33,490	0	0	0
92	**3248**	**3248 SUBTOTAL for 3248's**	**8,871**	**33,490**	**33,490**	**0**	**0**	**0**
92	3253	3253 3253 AIR QUALITY PRG FDF	0	4,000	0	0	0	0
92	**3253**	**3253 SUBTOTAL for 3253's**	**0**	**4,000**	**0**	**0**	**0**	**0**
92	3254	3260 EPA-WATER RELATED GRNTS FDF	29,731	29,700	29,700	0	0	0
92	**3254**	**3254 SUBTOTAL for 3254's**	**29,731**	**29,700**	**29,700**	**0**	**0**	**0**
92	3267	3267 3267 OFGF-ENVIR READINESS GRNT	19,133	0	0	0	0	0
92	**3267**	**3267 SUBTOTAL for 3267's**	**19,133**	**0**	**0**	**0**	**0**	**0**
92	3295	3288 EPA UDRGRD INJECT CONTROL FDF	53,840	51,000	51,000	0	0	0
92	3295	3289 EPA 106 WATER POLLUTN CTL FDF	826,773	132,130	132,130	0	0	0
92	3295	3295 3295 WATER SUPPLY FDF	235,143	238,966	238,966	0	0	0
92	3295	4100 Lead-Based Paint PPG	46,431	60,000	60,000	0	0	0
92	**3295**	**3295 SUBTOTAL for 3295's**	**1,162,187**	**482,096**	**482,096**	**0**	**0**	**0**
92	3370	3910 EPA VOLUNTARY CLEANUP FDF	0	242,000	92,000	0	0	0
92	**3370**	**3370 SUBTOTAL for 3370's**	**0**	**242,000**	**92,000**	**0**	**0**	**0**
92	3586	3190 RESOURCE CONSERV/RCVY ACT FDF	156,593	136,691	125,000	0	0	0
92	**3586**	**3586 SUBTOTAL for 3586's**	**156,593**	**136,691**	**125,000**	**0**	**0**	**0**
92	3655	3655 3655 SM & DISADV COMM DRINKING WTR	0	15,300	15,300	0	0	0
92	**3655**	**3655 SUBTOTAL for 3655's**	**0**	**15,300**	**15,300**	**0**	**0**	**0**
92	3659	3659 3659 SOLID WASTE INFRA FOR RECYL FD	0	10,000	5,000	0	0	0

DOF

406/410 series report

Dept. Name: KDHE-Environment
Agency Name: Health & Environment--Environment
Agency Reporting Level: 00
Version: 2028-A-02-00265

Date: 09/02/2026
Time: 13:12:22

Division of the Budget
KANSAS

Series	Fund Code	FUND/ACCOUNT TITLE	FY 2026 Actuals	FY 2027 Adjusted Budget Request	FY 2028 Adjusted Budget Request	null	null	null
92	**3659**	**3659 SUBTOTAL for 3659's**	**0**	**10,000**	**5,000**	**0**	**0**	**0**
92	3732	3510 UNDERGROUND STORAGE TANK FDF	3,600	75,000	75,000	0	0	0
92	**3732**	**3732 SUBTOTAL for 3732's**	**3,600**	**75,000**	**75,000**	**0**	**0**	**0**
92	3812	3700 LKNG UNDGRD TANK TRST FDF	0	25,000	25,000	0	0	0
92	3812	3711 LKNG UNDGRD TANK TRST-ST CLNUP	0	6,000	6,000	0	0	0
92	3812	3712 LKNG UNDGRD TANK TRST-ENF	0	30,000	30,000	0	0	0
92	**3812**	**3812 SUBTOTAL for 3812's**	**0**	**61,000**	**61,000**	**0**	**0**	**0**
92	3820	3820 3820 ABANDONED MINE LAND-ADMIN/ENF	2,116	3,000	3,000	0	0	0
92	**3820**	**3820 SUBTOTAL for 3820's**	**2,116**	**3,000**	**3,000**	**0**	**0**	**0**
92	3821	3770 ABANDONED MINED-LAND FD	24,624	69,600	69,600	0	0	0
92	**3821**	**3821 SUBTOTAL for 3821's**	**24,624**	**69,600**	**69,600**	**0**	**0**	**0**
92	3889	3940 EPA NON-PNT SOURC IMPL PRG FDF	0	130,000	110,000	0	0	0
92	**3889**	**3889 SUBTOTAL for 3889's**	**0**	**130,000**	**110,000**	**0**	**0**	**0**
92	3897	3897 3897 CLIMATE POLUTION REDCTN GRT FD	0	30,000	15,000	0	0	0
92	**3897**	**3897 SUBTOTAL for 3897's**	**0**	**30,000**	**15,000**	**0**	**0**	**0**
92	7265	7268 NRD-EMER RESP ACT ACCT	0	50,000	50,000	0	0	0
92	**7265**	**7265 SUBTOTAL for 7265's**	**0**	**50,000**	**50,000**	**0**	**0**	**0**
92	7342	7342 7342 ASBESTOS REMEDIATION FUND	22,837	20,000	20,000	0	0	0
92	**7342**	**7342 SUBTOTAL for 7342's**	**22,837**	**20,000**	**20,000**	**0**	**0**	**0**
92	7396	7096 ENVIRONMENTAL STEWARDSHIP FUND	407,312	400,000	400,000	0	0	0
92	**7396**	**7396 SUBTOTAL for 7396's**	**407,312**	**400,000**	**400,000**	**0**	**0**	**0**
92	7398	7070 ABVGRD PETR STRG TNK REL TRT F	49,197	50,000	50,000	0	0	0
92	**7398**	**7398 SUBTOTAL for 7398's**	**49,197**	**50,000**	**50,000**	**0**	**0**	**0**
92	7399	7060 UDRGRD PETRO STG TNK REL TRST	761,559	761,000	761,000	0	0	0
92	**7399**	**7399 SUBTOTAL for 7399's**	**761,559**	**761,000**	**761,000**	**0**	**0**	**0**
92	7407	7250 DRYCLEANING FAC REL TRST FD	43,900	44,000	44,000	0	0	0
92	**7407**	**7407 SUBTOTAL for 7407's**	**43,900**	**44,000**	**44,000**	**0**	**0**	**0**
92	7960	8310 KWPC ADMIN EXPENSE	70,681	70,680	70,680	0	0	0
92	**7960**	**7960 SUBTOTAL for 7960's**	**70,681**	**70,680**	**70,680**	**0**	**0**	**0**
92	7968	8510 KPWS ADMIN EXPENSE	53,694	53,600	53,600	0	0	0
92	7968	8511 KPWS TECH ASSISTANCE	(8,050)	31,445	31,445	0	0	0
92	7968	8512 KPWS STATE PGM MGMT	138,673	138,675	138,675	0	0	0
92	7968	8513 KPWS OTHER AUTHZD ACTIVITIES	18,816	18,815	18,815	0	0	0
92	**7968**	**7968 SUBTOTAL for 7968's**	**203,133**	**242,535**	**242,535**	**0**	**0**	**0**
		4772 TOTAL Non-Expense Items	**6,399,084**	**6,658,010**	**6,447,319**	**0**	**0**	**0**
		4772 TOTAL All Funds	**97,984,270**	**102,803,652**	**88,732,997**	**0**	**0**	**0**

DOF

406/410 series report

Dept. Name: KDHE-Environment
Agency Name: Health & Environment--Environment
Agency Reporting Level: 00
Version: 2028-A-02-00265

Date: 09/02/2026
Time: 13:12:22

Division of the Budget
KANSAS

Fund Code	FUND/ACCOUNT TITLE	FY 2026 Actuals	FY 2027 Adjusted Budget Request	FY 2028 Adjusted Budget Request	null	null	null
0300	OPERATING EXP-INCLD OFF HOS	2,982,789	3,503,350	3,237,603	0	0	0
1000	**SUBTOTAL STATE GENERAL FUND**	**2,982,789**	**3,503,350**	**3,237,603**	**0**	**0**	**0**
1802	SWPF-CONTAMINATION REMEDIATION	3,887,962	3,092,049	2,092,049	0	0	0
1803	SWPF-LOCAL ENV PROTECT PRG	688,930	776,059	650,000	0	0	0
1804	SWPF-NONPOINT SOURCE PROGRAM	391,762	767,259	455,899	0	0	0
1805	SWPF-TMDL INTV-USE ATTAIN	430,718	546,181	400,758	0	0	0
1806	Drinking Water Protection	335,924	1,495,076	800,000	0	0	0
1808	SWPF-WATERSHED RESTOR/PROT PLN	1,266,043	1,002,957	1,000,000	0	0	0
1809	SWPF-Aquifer Recharge Basin	0	74,466	0	0	0	0
1810	Milford-Marion reserv hrmfl algae pilot	124,705	191,818	155,934	0	0	0
1811	EQUUS BEDS	75,000	75,000	75,000	0	0	0
1818	Water System Regionalization Feasibility	0	225,000	0	0	0	0
1819	Operator Exam Updates	0	300,000	0	0	0	0
1800	**SUBTOTAL STATE WATER PLAN FUND**	**7,201,044**	**8,545,865**	**5,629,640**	**0**	**0**	**0**
2830	AIR QUALITY FF	4,741,785	5,512,036	5,745,873	0	0	0
2835	AIR QUAL FF-FINES	734,509	1,002,025	651,800	0	0	0
2020	**SUBTOTAL AIR QUALITY FF**	**5,476,294**	**6,514,061**	**6,397,673**	**0**	**0**	**0**
2010	HAZARDOUS WASTE COLLECTION FD	0	5,200	5,200	0	0	0
2099	**SUBTOTAL HAZARDOUS WASTE COLLECTION FD**	**0**	**5,200**	**5,200**	**0**	**0**	**0**
2170	HLTH & ENVIR TRN FF-ENVIR	120,175	82,050	82,050	0	0	0
2175	**SUBTOTAL HLTH & ENVIR TRN FF-ENVIR**	**120,175**	**82,050**	**82,050**	**0**	**0**	**0**
2380	SUBSURFACE HYROCARBON STRG FD	518,481	376,450	376,450	0	0	0
2381	SALT SOLUTION MINING FEE	94,456	18,550	18,550	0	0	0
2228	**SUBTOTAL SUBSURFACE HYDROCARBN STRG FD**	**612,937**	**395,000**	**395,000**	**0**	**0**	**0**
2220	MINED-LAND CONSERV/RECLAMT FF	4,235	5,500	5,500	0	0	0
2233	**SUBTOTAL MINED-LAND CONSERV/RECLAMT FF**	**4,235**	**5,500**	**5,500**	**0**	**0**	**0**
2075	SOLID WASTE MANAGEMENT FD	5,954,756	7,022,162	7,272,730	0	0	0
2084	SWMF-OFFICIAL HOSPITALITY	0	2,500	2,500	0	0	0
2271	**SUBTOTAL SOLID WASTE MANAGEMENT FD**	**5,954,756**	**7,024,662**	**7,275,230**	**0**	**0**	**0**
2085	PUBLIC WATER SUPPLY FF	166,053	191,475	191,475	0	0	0
2284	**SUBTOTAL PUBLIC WATER SUPPLY FF**	**166,053**	**191,475**	**191,475**	**0**	**0**	**0**
2120	VOLUNTARY CLEANUP FD	570,935	692,466	721,067	0	0	0
2288	**SUBTOTAL VOLUNTARY CLEANUP FD**	**570,935**	**692,466**	**721,067**	**0**	**0**	**0**

DOB

406/410 series report

Dept. Name: KDHE-Environment
Agency Name: Health & Environment--Environment
Agency Reporting Level: 00
Version: 2028-A-02-00265

Date: 09/02/2026
Time: 13:12:22

Division of the Budget
KANSAS

Fund Code	FUND/ACCOUNT TITLE	FY 2026 Actuals	FY 2027 Adjusted Budget Request	FY 2028 Adjusted Budget Request	null	null	null
2140	LEAD BASED PAINT HAZARD FF	29,546	106,887	95,636	0	0	0
2289	**SUBTOTAL LEAD BASED PAINT HAZARD FF**	**29,546**	**106,887**	**95,636**	**0**	**0**	**0**
2310	ENVIRONMENTAL CONTROL USE FD	38,168	88,894	93,265	0	0	0
2292	**SUBTOTAL ENVIRONMENTAL CONTROL USE FD**	**38,168**	**88,894**	**93,265**	**0**	**0**	**0**
2090	STORAGE TANK FEE FD	584,551	440,081	455,830	0	0	0
2293	**SUBTOTAL STORAGE TANK FF**	**584,551**	**440,081**	**455,830**	**0**	**0**	**0**
2325	KANSAS RIGHT-TO-KNOW FEE FD	0	297,873	306,461	0	0	0
2325	**SUBTOTAL KANSAS RIGHT-TO-KNOW FEE FD**	**0**	**297,873**	**306,461**	**0**	**0**	**0**
2280	NUCLEAR SFTY EMER PREP SP REV	21,882	8,430	8,883	0	0	0
2415	**SUBTOTAL NUCLEAR SFTY EMER PREPAR SPRVF**	**21,882**	**8,430**	**8,883**	**0**	**0**	**0**
2290	HAZARDOUS WASTE MGMT FD	378,659	260,300	260,300	0	0	0
2519	**SUBTOTAL HAZARDOUS WASTE MGMT FD**	**378,659**	**260,300**	**260,300**	**0**	**0**	**0**
2820	WASTE TIRE MANAGEMENT FD	1,048,152	921,715	934,414	0	0	0
2635	**SUBTOTAL WASTE TIRE MANAGEMENT FD**	**1,048,152**	**921,715**	**934,414**	**0**	**0**	**0**
2435	ERF-EMER/ENV RESP NSPEC ST-ENV	1,187,700	1,164,865	1,211,528	0	0	0
2662	**SUBTOTAL ENVIRONMENTAL RESPONSE FD**	**1,187,700**	**1,164,865**	**1,211,528**	**0**	**0**	**0**
2560	MINED-LAND RECLAMATION FD	20,000	20,000	20,000	0	0	0
2685	**SUBTOTAL MINED-LAND RECLAMATION FD**	**20,000**	**20,000**	**20,000**	**0**	**0**	**0**
2798	WATER PROGRAM MANAGEMENT FD	900,746	925,226	953,117	0	0	0
2798	**SUBTOTAL WATER PROGRAM MANAGEMENT FD**	**900,746**	**925,226**	**953,117**	**0**	**0**	**0**
2720	SPNSD PRJ OH FD-ENV-FRM FF	174,012	169,550	179,866	0	0	0
2911	**SUBTOTAL SPONSRD PRJ OVERHEAD FD-ENVIR**	**174,012**	**169,550**	**179,866**	**0**	**0**	**0**
2710	SPNSD PRJ OH FD-HLTH-FRM FF	174,020	169,551	179,866	0	0	0
2912	**SUBTOTAL SPONSRD PRJ OVERHEAD FD-HLTH**	**174,020**	**169,551**	**179,866**	**0**	**0**	**0**
3000	EPA-CORE SUPPORT FDF	112,536	103,991	107,709	0	0	0
3001	OTHER FEDERAL GRANTS FD-ENVIR	19,930	115,850	115,850	0	0	0
3002	EPA-PRENPL EXSTG STS-FED-ENVIR	503,904	462,916	478,991	0	0	0
3003	ENVIR RESP REMDL ACT SPC ST/LD	163,002	120,316	125,998	0	0	0
3040	**SUBTOTAL 66.802-POL SBDV/IND TRB ST COP**	**799,372**	**803,073**	**828,548**	**0**	**0**	**0**

DOF

406/410 series report

Dept. Name: KDHE-Environment
Agency Name: Health & Environment--Environment
Agency Reporting Level: 00
Version: 2028-A-02-00265

Date: 09/02/2026
Time: 13:12:22

Division of the Budget
KANSAS

Fund Code	FUND/ACCOUNT TITLE	FY 2026 Actuals	FY 2027 Adjusted Budget Request	FY 2028 Adjusted Budget Request	null	null	null
3031	DSMOA COOP AGREEMENT-DOD	423,846	858,186	893,162	0	0	0
3067	**SUBTOTAL 12.133-ST MEMO AGMT-REIMB TECH**	**423,846**	**858,186**	**893,162**	**0**	**0**	**0**
3090	AIR QUALITY PRG FDF	1,465,976	1,425,157	1,484,292	0	0	0
3072	**SUBTOTAL AIR POLL CTL PRG SPRT**	**1,465,976**	**1,425,157**	**1,484,292**	**0**	**0**	**0**
3083	TECH ASSIST AG PEER MENTORING	40,899	0	0	0	0	0
3083	**SUBTOTAL TECH ASSIST AG PEER MENTORING**	**40,899**	**0**	**0**	**0**	**0**	**0**
4200	EPA WATER RELATED GRNTS FDF	196,712	163,329	170,235	0	0	0
3086	**SUBTOTAL WTR POLL CTL-INRST/TRBL**	**196,712**	**163,329**	**170,235**	**0**	**0**	**0**
5450	OTHER FEDERAL GRANTS FD-ENVIR	42,637	75,350	78,863	0	0	0
3095	**SUBTOTAL COMDTY LN/LN DEFCY PYMT**	**42,637**	**75,350**	**78,863**	**0**	**0**	**0**
3246	FEDERAL AIR SECTION 103	391,041	399,475	443,859	0	0	0
3248	**SUBTOTAL CLN AIR ACT-SPC PRP ACT**	**391,041**	**399,475**	**443,859**	**0**	**0**	**0**
3253	AIR QUALITY PRG FDF	254,155	8,696	4,942	0	0	0
3253	**SUBTOTAL ST CLEAN DIESEL GRT PRG**	**254,155**	**8,696**	**4,942**	**0**	**0**	**0**
3260	EPA-WATER RELATED GRNTS FDF	278,028	328,725	338,025	0	0	0
3254	**SUBTOTAL WTR QUALITY MGMT PLNG**	**278,028**	**328,725**	**338,025**	**0**	**0**	**0**
3267	OFGF-ENVIR READINESS GRNT	19,133	45,000	53,000	0	0	0
3267	**SUBTOTAL ENVIR INFO EXCHNG NTWRK**	**19,133**	**45,000**	**53,000**	**0**	**0**	**0**
3278	OTHER FEDERAL GRANTS FD-ENVIR	0	500,000	500,000	0	0	0
3278	**SUBTOTAL 66.818-BRNFLDS ASST/CLNUP COOP**	**0**	**500,000**	**500,000**	**0**	**0**	**0**
3288	EPA UDRGRD INJECT CONTROL FDF	350,783	377,013	395,151	0	0	0
3289	EPA 106 WATER POLLUTN CTL FDF	2,650,673	2,603,266	2,727,014	0	0	0
3295	WATER SUPPLY FDF	615,018	899,504	925,667	0	0	0
4100	Lead-Based Paint PPG	501,995	396,530	398,357	0	0	0
3295	**SUBTOTAL 66.605-PERFORM PRTNRSHP GRTS**	**4,118,469**	**4,276,313**	**4,446,189**	**0**	**0**	**0**
3910	EPA VOLUNTARY CLEANUP FDF	2,117,652	1,888,226	819,569	0	0	0
3370	**SUBTOTAL 66.817-ST/TRBL RESP PRG**	**2,117,652**	**1,888,226**	**819,569**	**0**	**0**	**0**
3190	RESOURCE CONSERV/RCVY ACT FDF	1,136,443	1,210,938	1,228,347	0	0	0
3586	**SUBTOTAL 66.801-HZRD WST MGMT PRG SPRT**	**1,136,443**	**1,210,938**	**1,228,347**	**0**	**0**	**0**

DOF

406/410 series report

Dept. Name: KDHE-Environment
Agency Name: Health & Environment--Environment
Agency Reporting Level: 00
Version: 2028-A-02-00265

Date: 09/02/2026
Time: 13:12:22

Division of the Budget
KANSAS

Fund Code	FUND/ACCOUNT TITLE	FY 2026 Actuals	FY 2027 Adjusted Budget Request	FY 2028 Adjusted Budget Request	null	null	null
3655	SM & DISADV COMM DRINKING WTR	680,480	1,054,299	1,054,299	0	0	0
3655	**SUBTOTAL SM & DISADV COMM DRINKING WTR**	**680,480**	**1,054,299**	**1,054,299**	**0**	**0**	**0**
3659	SOLID WASTE INFRA FOR RECYL FD	870	92,850	72,850	0	0	0
3659	**SUBTOTAL SOLID WASTE INFRA FOR RECYL FD**	**870**	**92,850**	**72,850**	**0**	**0**	**0**
3601	LEAD TST SCHL/CHLD CARE WATER	3,644	0	0	0	0	0
3670	**SUBTOTAL LEAD TST SCHL/CHLD CARE WATER**	**3,644**	**0**	**0**	**0**	**0**	**0**
3510	UNDERGROUND STORAGE TANK FDF	309,117	599,333	623,812	0	0	0
3732	**SUBTOTAL 66.804-UNDGRD STGTK PRV/DT/ COM**	**309,117**	**599,333**	**623,812**	**0**	**0**	**0**
3700	LKNG UNDGRD TANK TRST FDF	340,229	251,564	263,430	0	0	0
3711	LKNG UNDGRD TANK TRST-ST CLNUP	340,000	61,500	61,500	0	0	0
3712	LKNG UNDGRD TANK TRST-ENF	286,888	308,389	321,727	0	0	0
3812	**SUBTOTAL 66.805-LKNG UNDGRD STGTK CORR**	**967,117**	**621,453**	**646,657**	**0**	**0**	**0**
3820	ABANDONED MINE LAND-ADMIN/ENF	16,737	25,844	26,865	0	0	0
3820	**SUBTOTAL 15.250-REG UNDGRD/SRF COAL MNG**	**16,737**	**25,844**	**26,865**	**0**	**0**	**0**
3770	ABANDONED MINED-LAND FD	3,707,022	3,138,210	3,180,359	0	0	0
3821	**SUBTOTAL 15.252-ABND MINE LAND RECLAM**	**3,707,022**	**3,138,210**	**3,180,359**	**0**	**0**	**0**
3940	EPA NON-PNT SOURC IMPL PRG FDF	4,171,114	3,649,728	3,675,557	0	0	0
3889	**SUBTOTAL NONPNT SOURCE IMPL GRT**	**4,171,114**	**3,649,728**	**3,675,557**	**0**	**0**	**0**
3897	CLIMATE POLUTION REDCTN GRT FD	762,094	160,974	152,919	0	0	0
3897	**SUBTOTAL CLIMATE POLUTION REDCTN GRT FD**	**762,094**	**160,974**	**152,919**	**0**	**0**	**0**
3926	STRENGTHEN US PUBLIC HEALTH FD	10,356	0	0	0	0	0
3926	**SUBTOTAL STRENGTHEN US PUBLIC HEALTH FD**	**10,356**	**0**	**0**	**0**	**0**	**0**
3934	KS CCR STATE PERMITNG PRG FUND	14,046	85,825	80,825	0	0	0
3934	**SUBTOTAL KS CCR STATE PERMITNG PRG FUND**	**14,046**	**85,825**	**80,825**	**0**	**0**	**0**
7268	NRD-EMER RESP ACT ACCT	215,802	487,877	488,761	0	0	0
7270	NRD-NAT RES RSTRN ACT FEC ACCT	25,676	174,949	177,207	0	0	0
7265	**SUBTOTAL NAT RESOURCES DAMAGES TRST**	**241,478**	**662,826**	**665,968**	**0**	**0**	**0**

DOB

406/410 series report

Dept. Name: KDHE-Environment
Agency Name: Health & Environment--Environment
Agency Reporting Level: 00
Version: 2028-A-02-00265

Date: 09/02/2026
Time: 13:12:22

Division of the Budget
KANSAS

Fund Code	FUND/ACCOUNT TITLE	FY 2026 Actuals	FY 2027 Adjusted Budget Request	FY 2028 Adjusted Budget Request	null	null	null
	FD						
7269	VOLKSWAGEN ENVIRONMENTAL TRU	(37,350)	11,112,085	4,942	0	0	0
7269	**SUBTOTAL VOLKSWAGEN ENVIRONMENTAL TRU**	**(37,350)**	**11,112,085**	**4,942**	**0**	**0**	**0**
7090	GIFTS GRNTS & DNTNS FD-HEALTH	(40,899)	20,000	0	0	0	0
7311	**SUBTOTAL GIFTS GRNTS & DNTNS FD-HEALTH**	**(40,899)**	**20,000**	**0**	**0**	**0**	**0**
7342	ASBESTOS REMEDIATION FUND	125,573	132,753	139,110	0	0	0
7342	**SUBTOTAL ASBESTOS REMEDIATION FUND**	**125,573**	**132,753**	**139,110**	**0**	**0**	**0**
7096	ENVIRONMENTAL STEWARDSHIP FUND	13,940,829	6,292,908	6,344,283	0	0	0
7396	**SUBTOTAL ENVIRONMENTAL STEWARDSHIP FUND**	**13,940,829**	**6,292,908**	**6,344,283**	**0**	**0**	**0**
7080	UST Redevelopment Fund	932,473	881,833	886,418	0	0	0
7397	**SUBTOTAL UST Redevelopment Fund**	**932,473**	**881,833**	**886,418**	**0**	**0**	**0**
7070	ABVGRD PETR STRG TNK REL TRT F	3,187,395	2,381,219	2,394,557	0	0	0
7398	**SUBTOTAL ABVGRD PETR STRG TNK REL TRT F**	**3,187,395**	**2,381,219**	**2,394,557**	**0**	**0**	**0**
7060	UDRGRD PETRO STG TNK REL TRST	21,424,849	19,242,829	19,406,052	0	0	0
7399	**SUBTOTAL UNDGRD PETR STRG TNK REL TRT F**	**21,424,849**	**19,242,829**	**19,406,052**	**0**	**0**	**0**
7402	Risk Management Fund	8,099	13,552	14,281	0	0	0
7402	**SUBTOTAL Risk Management Fund**	**8,099**	**13,552**	**14,281**	**0**	**0**	**0**
7250	DRYCLEANING FAC REL TRST FD	682,308	627,259	642,169	0	0	0
7407	**SUBTOTAL DRYCLNG FAC RELEASE TRUST FD**	**682,308**	**627,259**	**642,169**	**0**	**0**	**0**
7230	CERTIF OF ENVRNMNTL LIAB RLSE	94,934	55,963	58,813	0	0	0
7527	**SUBTOTAL CONTAMINATED PROPERTY REDEVLOP**	**94,934**	**55,963**	**58,813**	**0**	**0**	**0**
8310	KWPC ADMIN EXPENSE	490,376	619,283	647,723	0	0	0
7960	**SUBTOTAL KWPC REVOLVING FUND**	**490,376**	**619,283**	**647,723**	**0**	**0**	**0**
8400	KWPC SURCHG SERVICE FEES	3,028,555	2,845,578	2,951,105	0	0	0
7961	**SUBTOTAL KWPC SURCHARGE FUND**	**3,028,555**	**2,845,578**	**2,951,105**	**0**	**0**	**0**
8510	KPWS ADMIN EXPENSE	748,499	873,933	901,661	0	0	0
8511	KPWS TECH ASSISTANCE	172,767	173,260	173,260	0	0	0
8512	KPWS STATE PGM MGMT	1,310,324	1,548,630	1,625,155	0	0	0

DOF

406/410 series report

Dept. Name: KDHE-Environment
Agency Name: Health & Environment--Environment
Agency Reporting Level: 00
Version: 2028-A-02-00265

Date: 09/02/2026
Time: 13:12:22

Division of the Budget
KANSAS

Fund Code	FUND/ACCOUNT TITLE	FY 2026 Actuals	FY 2027 Adjusted Budget Request	FY 2028 Adjusted Budget Request	null	null	null
8513	KPWS OTHER AUTHZD ACTIVITIES	641,710	677,956	683,181	0	0	0
7968	**SUBTOTAL KPWS REVOLVING FUND**	**2,873,300**	**3,273,779**	**3,383,257**	**0**	**0**	**0**
8600	KPWS SURCHRG SERVICE FEES	1,441,908	1,682,800	1,736,541	0	0	0
8602	KPWS SURCHARGE LOF	16,828	15,000	15,000	0	0	0
7969	**SUBTOTAL KPWS SURCHARGE FUND**	**1,458,736**	**1,697,800**	**1,751,541**	**0**	**0**	**0**
6192	**TOTAL MEANS OF FUNDING**	**97,984,270**	**102,803,652**	**88,732,997**	**0**	**0**	**0**

DOE

412 reconciliation

Program. Name: KDHE-Environment
Agency Name: Health & Environment--Environment
Agency Reporting Level: 00
Version: 2028-A-02-00265

Date: 09/02/2026
Time: 13:13:48

Division of the Budget
KANSAS

Classification of Employment	Pay Grade	FY 2027 Estimate		FY 2028 Request	
		Pos	Amount	Pos	Amount
Authorized Positions					
Regular Classified					
Administrative Assistant	20	2.00	70,387	2.00	73,094
Administrative Specialist	23	5.00	195,998	5.00	203,537
Environmental Associate	27	4.00	240,531	4.00	249,782
Environmental Comp/Reg Spec I	29	16.00	880,402	16.00	914,263
Environmental Comp/Reg Spec II	31	2.00	121,930	2.00	126,619
Environmental Program Admin I	35	5.00	357,469	5.00	371,218
Environmental Specialist	32	9.00	554,174	9.00	575,489
Geology Specialist	29	3.00	190,424	3.00	197,748
Professional Environ Eng I	36	1.00	91,028	1.00	94,529
Professional Environ Eng II	37	2.00	168,210	2.00	174,679
Professional Environ Eng III	39	1.00	112,362	1.00	116,683
Professional Geologist	35	4.00	296,566	4.00	307,973
Program Consultant I	25	1.00	38,355	1.00	39,830
Public Service Administrator 2	29	1.00	58,011	1.00	60,242
Public Service Executive III	38	2.00	171,974	2.00	178,589
Senior Administrative Asst	22	4.00	150,030	4.00	155,801
Senior Administrative Spec	24	1.00	39,291	1.00	40,802
Subtotal Regular Classified		63.00	3,737,143	63.00	3,880,879
Regular Unclassified					
Accountant	1	3.00	172,702	3.00	179,345
Administrative Assistant	1	1.00	32,302	1.00	33,545
Administrative Specialist	1	8.00	298,896	8.00	310,392
Coordinator	1	12.00	542,526	12.00	563,393
Data Analyst	1	1.00	52,437	1.00	54,454
Director	1	6.00	622,395	6.00	646,333
Engineering Associate	1	19.00	1,359,779	19.00	1,412,078
Env Compliance/Regulatory Spec	1	49.80	2,626,790	49.80	2,727,821
Enviro Compliance/Reg Spec Sup	1	2.00	135,096	2.00	140,292
Environmental Associate	1	7.00	317,325	7.00	329,530
Environmental Prog Admin	1	4.00	283,462	4.00	294,365
Environmental Prog Admin Supv	1	32.00	2,493,603	32.00	2,589,511
Environmental Specialist	1	80.00	4,696,619	80.00	4,877,258
Environmental Specialist Supv	1	11.00	715,854	11.00	743,387
Geology Associate	1	19.00	1,105,374	19.00	1,147,889
Geology Specialist	1	9.00	496,496	9.00	515,592
Grant Administrator	1	3.00	163,571	3.00	169,862
Head Of Division Of State Agcy	1	1.00	136,350	1.00	141,594
Manager/Administrator	1	5.00	295,922	5.00	307,303
Prof Environmental Engineer	1	20.00	1,959,732	20.00	2,035,106

DOE

412 reconciliation

Program. Name: KDHE-Environment
Agency Name: Health & Environment--Environment
Agency Reporting Level: 00
Version: 2028-A-02-00265

Date: 09/02/2026
Time: 13:13:48

Division of the Budget
KANSAS

Classification of Employment	Pay Grade	FY 2027 Estimate		FY 2028 Request	
		Pos	Amount	Pos	Amount
Prof Geologist Supervisor	1	10.00	816,507	10.00	847,912
Professional Geologist	1	11.00	784,542	11.00	814,716
Program Consultant	1	1.00	42,016	1.00	43,632
Program Director	1	1.00	117,174	1.00	121,681
Program Manager	1	6.00	336,274	6.00	349,207
Project Manager	1	3.00	173,243	3.00	179,906
Research Analyst	1	1.00	55,245	1.00	57,370
Senior Administrativ Assistant	1	4.00	147,430	4.00	153,101
Senior Administratv Specialist	1	3.00	127,650	3.00	132,559
Subtotal Regular		332.80	21,107,314	332.80	21,919,134
Unclassified Non FTE Unclassified Permanent					
Administrative Specialist	1	1.00	40,206	1.00	41,753
Engineering Associate	1	0.60	45,553	0.60	47,304
Env Compliance/Regulatory Spec	1	2.00	118,914	2.00	123,487
Environmental Prog Admin Supv	1	1.00	81,708	1.00	84,850
Environmental Specialist	1	2.00	118,019	2.00	122,558
Manager/Administrator	1	1.00	56,722	1.00	58,903
Prof Environmental Engineer	1	0.68	61,809	0.68	64,192
Prof Geologist Supervisor	1	1.00	83,798	1.00	87,021
Professional Geologist	1	1.00	77,568	1.00	80,551
Program Director	1	1.00	77,822	1.00	80,816
Senior Administrativ Assistant	1	1.00	36,421	1.00	37,822
Subtotal Non FTE Unclassified Permanent		12.28	798,540	12.28	829,257
Temporary Unclassified					
Intern	1	0.00	71,675	0.00	74,432
Professional Geologist	1	0.00	33,613	0.00	34,906
Subtotal Temporary Unclassified		0.00	105,288	0.00	109,337
Longevity					
Longevity		0.00	22,440	0.00	22,560
Subtotal Longevity		0.00	22,440	0.00	22,560
Totals		408.08	25,770,725	408.08	26,761,168
Totals by Fringe Benefits					
RET	KPERS	0.00	945,616	0.00	986,675
RET	KPER2	0.00	2,178,227	0.00	2,273,023
FICA		0.00	1,583,184	0.00	1,644,030
UNEMP		0.00	5,154	0.00	10,704
WKCMP		0.00	41,491	0.00	33,184
RSAL		0.00	134,007	0.00	144,510
HLT1		0.00	4,177,635	0.00	4,821,168
HLT2		0.00	747,719	0.00	863,145
FICA 2		0.00	370,261	0.00	384,491
Total Benefits		0.00	10,183,295	0.00	11,160,930
Total Salaries and		0.00	35,954,020	0.00	37,922,098

DOE

412 reconciliation

Program. Name: KDHE-Environment
Agency Name: Health & Environment--Environment
Agency Reporting Level: 00
Version: 2028-A-02-00265

Date: 09/02/2026
Time: 13:13:48

Division of the Budget
KANSAS

Classification of Employment	Pay Grade	FY 2027 Estimate		FY 2028 Request	
		Pos	Amount	Pos	Amount
Benefits					
Totals by Position Type					
Regular Classified		63.00	3,737,143	63.00	3,880,879
Regular Unclassified		332.80	21,107,314	332.80	21,919,134
Non FTE Unclassified Permanent		12.28	798,540	12.28	829,257
Temporary Unclassified		0.00	105,288	0.00	109,337
Longevity		0.00	22,440	0.00	22,560

DOE

Overview of Program

Mission: To minimize impacts to public health and the environment associated with the generation, storage, transportation, treatment, and disposal of all solid and hazardous waste in Kansas and to maximize the recovery, reuse, and recycling of waste.

The **Bureau of Waste Management (BWM)** is comprised of the Hazardous Waste, Solid Waste, and Waste Tire Programs. The Bureau is funded entirely from state fees and the federal Resource Conservation and Recovery Act (RCRA) grant and the Coal Combustion Residue (CCR) grant awarded by the U.S. Environmental Protection Agency (EPA). No state general funds are used to fund bureau activities. BWM is the lead bureau for implementing all waste programs; however, most routine facility inspections are carried out by the Bureau of Environmental Field Services with funding from BWM.

Hazardous Waste Program: State funds that are used to support the hazardous waste program are collected from companies that generate, store, transport, treat, or dispose of hazardous waste and deposited to the dedicated hazardous waste management fund. Maximum fees are authorized by statute and then set in regulations adopted by KDHE.

Solid Waste Program: The solid waste program is funded primarily from the $1 per ton landfill tonnage fee. Relatively minor amounts of revenue are also collected through solid waste permit application and renewal fees. The landfill tonnage fee generates more than 95% of the fee revenue for this program.

The solid waste program is very broad in scope including responsibilities for several statutorily established programs including a permitting program that covers 362 active permitted facilities and 133 closed permitted facilities; grants for recycling, composting, household hazardous waste collection; old city dump remediation; illegal dump clean-up; targeted waste collection programs to remove dangerous chemicals from the environment; closed landfill inspection and oversight; various clean-up efforts related to environmental releases from waste management activities; statewide technical training of solid waste facility operators; and public education related to solid waste issues. The total number of full-time equivalent positions funded by the solid waste management fund including positions in both BWM and the Bureau of Environmental Field Services is statutorily capped at 44.

Waste Tire Program: The waste tire program is completely funded from a $0.25 per tire excise tax. This fund is used for administering the waste tire regulatory and waste tire grant programs. The fund is also used to carry out tire pile clean up, public education, and technical assistance to entities subject to waste tire laws and regulations. State law authorizes the bureau to use the fund to clean up illegal waste tire piles when the responsible party is unknown, unwilling or unable to perform the required work. The BWM is authorized to administer two separate grant programs that pay up to 50% of the cost to: 1) start-up or enhance projects to recycle waste tires or recover energy from waste tires, and 2) to purchase products made from recycled

waste tires. Only schools and local governments are eligible for the recycled product grants. In making grants, the department utilizes the Governor's Solid Waste Grants Advisory Committee to review applications and makes recommendations for awards to the Secretary.

FY 2026 Achievements:

1. BWM conducted or helped conduct solid and hazardous waste training during SFY 2026 for about 500 solid and hazardous waste industry professionals, state and local government agency personnel and elected officials. Significant events included one hazardous waste generator workshop attended by 80 industry professionals, and the Solid Waste Association of North America (SWANA) Kansas Chapter conference attended by approximately 200 people.

2. BWM reviewed and approved 11 hazardous waste permits and permit modifications, 12 solid waste permits and permit modifications, and 381 permit renewals. In addition, 161 solid waste permit related documents and 91 hazardous waste Treatment, Storage and Disposal (TSD) facility related documents were reviewed and approved, and more than 1,800 Special Waste Disposal Authorizations were issued.

3. BWM awarded $249,018 in solid waste reduction grants to 10 cities, counties, schools and other local organizations. The grant funds will allow recipients to purchase equipment to operate local recycling and composting programs, as well as to provide education and outreach that promotes waste reduction.

4. BWM was awarded a $98,060 EPA Exchange Network grant to modernize how it shares hazardous waste data with EPA. This enhancement will ensure continued compliance with federal requirements and strengthen state–federal collaboration and cross-agency data sharing.

Goal #1: Permitting (and Planning); facilities that store, treat, process, or dispose of solid waste (SW) or hazardous waste (HW) should be designed, constructed, and operated in a manner that minimizes impacts to human health and the environment.

Objectives #1:

1. Review permit applications and modifications, and other registration requests in a timely manner and provide guidance to applicants to assist them in following application requirements.
2. Prioritize all permit applications and requests for modification and develop staff work assignments accordingly.
3. Seek public input during the application review process and respond to questions and concerns as appropriate.

4. Encourage counties and regional authorities to establish and maintain voluntary permitted waste reduction facilities including household hazardous waste (HHW) and composting facilities by including them in local solid waste plans.
5. Assist applicants that request approval to dispose of waste without a permit in accordance with state law.
6. Review county and regional solid waste plans for conformance with state laws and regulations.

OUTCOME MEASURES

	Actual 2024	Actual 2025	Actual 2026	Estimated 2027	Estimated 2028
HW Permit Issuance Renewal Backlog	3	1	1	3	3
% of Counties with Permitted MSW Landfills or Transfer Stations	84.8	84.8	84.8	84.8	84.8
% of MSW Disposed in Lined Cells Sub D	97.8	98.1	98.0	98.0	98.0
% of Counties with Approved SW Plans	99.0	96.0	98.0	99.0	98.0
# of permitted HHW Facilities	45	45	45	44	43
# of Community Composting Facilities permitted and registered	193	198	199	200	201

OUTPUT MEASURES

	Actual 2024	Actual 2025	Actual 2026	Estimated 2027	Estimated 2028
Transporter Registrations	295	307	324	310	310
HW Permits and Modifications Issued	10	10	6	10	10
Solid Waste Financial Assurance Demonstrations Reviewed	312	339	307	320	320
# of Authorizations Granted to Dispose of Solid Waste Without a Permit	19	10	17	17	17
# of Annual Solid Waste Plan Updates Reviewed	65	58	74	70	65
# of 5-Year Solid Waste Plan Updates Reviewed	15	12	11	13	15
# of Approved HHW Satellite Facilities	38	38	37	36	35
# of Beneficial Use Determination and Land Application Reviewed	14	20	14	16	18

Goal #2: Compliance and Enforcement; protect human health and the environment by administering a compliance and enforcement program that seeks to ensure that solid wastes and hazardous wastes are managed in accordance with applicable state laws and regulations.

Narrative Information—DA 400

Division of the Budget — Agency: Department of Health and Environment

State of Kansas — Program: Bureau of Waste Management 72100

Objectives #1:

1. Develop and implement a facility inspection plan in cooperation with the Bureau of Environmental Field Services (BEFS) and the EPA.
2. Develop and maintain a compliance tracking system for all regulatory requirements and to monitor facility progress to achieve compliance following an inspection or complaint investigation.
3. Develop and implement enforcement procedures that are fair and that serve as an adequate deterrent to potential violators of waste rules.
4. Develop and adopt solid waste regulations as authorized and directed by statute that are clear, sensible, and technically and economically practical.

OUTCOME MEASURES

	Actual 2024	Actual 2025	Actual 2026	Estimated 2027	Estimated 2028
% of HW Inspections with no Violations or Non-Significant Violations	93.0	97.0	98.5	95.0	95.0
% of SW Inspections with No Violations or only Minor Violations	96.0	99.0	98.7	95.0	95.0
# of Waste Management Complaints Received	175	180	213	200	200
% of Enforcement Decisions Made Within 150 Days of Facility's Return to Compliance	80.0	85.0	100.0	100.0	100.0
% of Complaints Investigated Within 7 Days	65.0	55.0	62.4	80.0	80.0

OUTPUT MEASURES

	Actual 2024	Actual 2025	Actual 2026	Estimated 2027	Estimated 2028
HW Generator and TSD Inspections (primarily BEFS)	150	135	197	200	200
Permitted SW Inspections (primarily BEFS)	300	270	311	300	300
Tire Retailer Inspections	250	181	212	225	225
Closed Permitted Landfill Inspections	80	18	21	30	30
Administrative Orders Issued	10	2	4	6	7
Total Penalties Assessed	$100,000	$68,700	$52,320	$60,000	$65,500

Goal #3: Technical Assistance; provide regular training and education to persons subject to SW and HW laws and regulation.

Objectives #1:

1. Sponsor and participate in technical conferences and workshops for the regulated community.
2. Prepare and distribute technical guidance documents and policies to the regulated community.
3. Prepare and distribute separate HW and SW newsletters to appropriate audiences.
4. Provide technical information as requested by any Kansas citizen.
5. Provide assistance to waste generators and waste disposal companies on evaluating special wastes and in preparing special waste disposal authorizations.
6. Work with applicants seeking approval of pre-selected burial sites for animal carcasses in cases of contagious foreign animal disease.
7. Coordinate the "Green Team" initiative as related to state agencies, schools, local governments, and businesses.

OUTCOME MEASURES

	Actual 2024	Actual 2025	Actual 2026	Estimated 2027	Estimated 2028
% of Special Waste Disposal Authorization Requests Approved	99.0	99.0	99.0	99.0	99.0

OUPUT MEASURES

	Actual 2024	Actual 2025	Actual 2026	Estimated 2027	Estimated 2028
# of People Attending Permitted Operator Training Workshops (SWANA, SAL workshop, and HHW Training)	400	400	320	320	350
# of People Attending HW Generator Workshops	272	297	80	300	300
# of People Attending WORKS Conference	130	87	0	0	0
# of Special Waste Disposal Authorizations Processed	1,800	1,694	1,810	1,830	1,850

The WORKS Conference has been terminated due to low attendance

Goal #4: Monitoring; develop, implement, and oversee monitoring programs at permitted SW and HW management facilities to ensure that human health and the environment are adequately protected from the impacts associated with potential releases.

Objectives #1:

1. Review and approve of open and closed SW facility groundwater (GW) monitoring plans, landfill gas monitoring plans, and provide guidance and training on plan preparation.
2. Review and approve or provide comments related to routinely submitted groundwater monitoring reports.
3. Perform Comprehensive Monitoring Evaluations (CMEs) and Operation and Maintenance (O&M) inspections at open and closed SW and HW facilities that perform groundwater monitoring.
4. Perform landfill cap inspections at closed SW facilities.

OUTCOME MEASURES

	Actual 2024	Actual 2025	Actual 2026	Estimated 2027	Estimated 2028
% of MSW Landfills with Approved GW Monitoring	100.0	100.0	100.0	100.0	100.0
% of TSDs with Approved GW Monitoring Systems	100.0	100.0	100.0	100.0	100.0

OUPUT MEASURES

	Actual 2024	Actual 2025	Actual 2026	Estimated 2027	Estimated 2028
SW Facility GW Monitoring Report Reviews including closed landfills	150	102	122	122	122
HW Facility GW Monitoring Report Reviews	26	26	26	26	26

Goal #5: Remediation and Response; ensure that releases to the environment associated with the management of SW and HW are adequately assessed and appropriate corrective measures are implemented.

Objectives #1:

1. Evaluate illegal dumps of solid waste to determine if a responsible party is known and able to perform corrective measures. When responsible parties are known, utilize enforcement to achieve clean-up. When responsible parties are not known or unable to perform the clean-up work BWM will work with local governments under the provisions of the illegal dump program to carry out the clean-up work.
2. Monitor the condition of closed city dumps and implement repair projects where necessary to control risks to public health and the environment. Work with local governments to carry out remedial work.

3. Work with local governments to clean up and properly dispose of abandoned wastes, often referred to as "orphan" wastes.
4. Provide technical guidance to local governments and other state agencies related to debris management generated by natural disasters and other emergencies and oversee debris management at emergency sites and existing permitted facilities.

OUTCOME MEASURES

No outcome measures have been identified for this goal.

OUPUT MEASURES

	Actual 2024	Actual 2025	Actual 2026	Estimated 2027	Estimated 2028
# of Illegal Dump Sites Cleaned up Under the Illegal Dump Program	30	27	24	25	30
# of City Dumps Repaired	0	0	0	0	0

Goal #6: Grants (Aid-to-Locals); administer grant programs designed to achieve further improvements in waste reduction practices in Kansas including grants for recycling, composting, and household hazardous waste collection.

Objectives #1:

1. Develop grant guidelines and application materials that are broadly distributed to potential grant applicants.
2. Work with the governor's grants advisory committee to make recommendations on grant awards to the secretary of KDHE.
3. Monitor the success of grant programs to reduce waste disposal and increase the state recycling rate.

OUTCOME MEASURES

	Actual 2024	Actual 2025	Actual 2026	Estimated 2027	Estimated 2028
Household Hazardous Waste Collected (1,000 lbs.)	6,300	6,355	6,300	6,500	6,300
Landfilled MSW in Kansas (1,000 tons)	3,075	3,333	3,152	3,200	3,200
Landfilled MSW – In-State Generation (1,000 tons) (Including Exports)	2,222	2,331	2,537	2,400	2,400
Landfilled MSW-In State Generation Pounds/Person/Day	4.14	4.33	4.40	4.42	4.42
Tons of Organic Waste Processed in Composting Facilities	280,000	281,233	268,426	275,000	290,000
Hazardous Waste Generation by LQGs (tons)	325,769	281,296	245,339	225,000	215,000

# of HW Generators that are "LQG" Category	245	231	261	230	230
# of HW Generators that are "SQG" Category	563	567	549	550	550
# of HW Generators that are "KSQG"	592	592	522	530	530
# of HW Generators that are "CESQG"	4,765	4,811	4,857	4,900	4,900

The reported amount of HW generated by LQGs for 2025 is low because 34 reports (15%) have not yet been received.

OUPUT MEASURES

	Actual 2024	**Actual 2025**	**Actual 2026**	**Estimated 2027**	**Estimated 2028**
# of Solid Waste Tonnage Fee Reports Processed	919	961	892	925	925
# of HW Biennial Reports Processed	168	41	91	143	125

Goal #7: Public Education; administer a public education program designed to make citizens aware of solid waste management issues and to change behaviors to increase participation in proper waste management practices and decrease undesirable practices.

Objectives #1:

1. Continue the "Keep it Clean Kansas" (KICK) public education initiative utilizing a variety of educational messages and media.
2. Launch the new Keep It Clean Kansas outreach and education campaign for students that will replace the calendar contest that was discontinued in 2022. In partnership with the Kansas Association for Conservation and Environmental Education (KACEE) the KICK Outreach Challenge was launched in 2023 to replace the Keep It Clean Kansas calendar contest.
3. Continue seeking target educational approaches to modify specific behaviors at the local level.
4. Work with other agencies and organizations to cooperatively promote good waste management practices by Kansans.

OUPUT MEASURES

	Actual 2024	**Actual 2025**	**Actual 2026**	**Estimated 2027**	**Estimated 2028**
Educational Messages Posted on Instagram	104	100	85	104	104
Instagram Followers	520	499	517	537	557
Instagram Average Engagement (Reach)	582	110	110	110	110
Educational Messages Posted on Facebook	104	97	156	104	104

Facebook Followers	660	715	761	811	861
Facebook Average Engagement (Reach)*	28,906	433	393	400	400
# of KICK Outreach Projects Submitted	38	12	7	15	15
# of Schools Participating in KICK Outreach Challenge	8	11	7	15	15
# of Educator Graduate Credentials Completed	25	25	25	25	25

*Meta Business Suite changed the engagement calculation to only include posts which received comments or shares. Previous calculations included post views and reactions.

Expenditure Justification

Account Code 51000 – 51990: Salaries and Wages

Summary: The Bureau of Waste Management requests funding for 50.00 FTE and 3.60 Non-FTE.

FY27: Salaries and wages, including approved salary increases, are calculated in accordance with Division of Budget guidelines and cost indices and include longevity bonuses.

FY28: Staffing continues at the same level as FY27. Salaries and wages are calculated in accordance with Division of Budget guidelines and cost indices and include longevity bonuses.

Account Code 52000 – 52990: Contractual Services

Summary: A major portion of contractual services within this bureau's budget is for fees for professional services. These funds will provide for some degree of services in the following areas: technical training for facility operators/waste managers; support for maintaining the **kansasrecycles.org** database; abandoned waste disposal program; old city dump repair program; Household Hazardous Waste operator training; Kansas State University (KSU) composting operator school; illegal dump clean-up program; KSU Small Business Environmental Assistance Program; limited solid waste reduction public education materials; and illegal waste tire pile clean-up projects.

The bureau also funds the costs of technical workshops and seminars where attendees pay registration fees through the Training Fee Fund.

Account Code 53000 – 53999: Commodities

Summary: Major expenditures in this area are for basic operating supplies and materials for the bureau educational campaigns.

Account Code 54000: Capital Outlay

Summary: Capital outlay is budgeted for computer software, monitors, and office equipment and furniture.

Account Code 55000: Aid to Local

Summary: The bureau uses the solid waste management fund and the waste tire management fund to award grants to improve solid waste management in Kansas. There will continue to be limited funding for statutorily authorized solid waste reduction grants. Additional solid waste funds are provided to local governments to clean up illegal dumps, to repair old city dumps, to dispose of abandoned waste, and sometimes to dispose of household hazardous waste generated by natural disasters such as tornados.

406/410 series report

Dept. Name: Waste Management
Agency Name: Health & Environment--Environment
Agency Reporting Level: 22710
Version: 2028-A-02-00265

Date: 09/02/2026
Time: 13:11:30

Division of the Budget
KANSAS

Obj. Code	OBJECTS OF EXPENDITURE	FY 2026 Actuals	FY 2027 Adjusted Budget Request	FY 2028 Adjusted Budget Request	null	null	null
	Salaries and Wages	4,450,567	5,102,860	5,372,771	0	0	0
519990	SHRINKAGE	0	(5,640)	(4,742)	0	0	0
	TOTAL Salaries and Wages	**4,450,567**	**5,097,220**	**5,368,029**	**0**	**0**	**0**
52000	Communication	72,384	78,300	78,300	0	0	0
52100	Freight and Express	264	425	425	0	0	0
52200	Printing and Advertising	4,036	4,925	4,925	0	0	0
52300	Rents	129,297	130,025	130,025	0	0	0
52400	Reparing and Servicing	40,381	158,025	143,025	0	0	0
52500	Travel and Subsistence	51,157	37,900	37,900	0	0	0
52510	InState Travel and Subsistence	18,602	20,300	20,300	0	0	0
52520	Out of State Travel and Subsis	11,143	9,650	9,650	0	0	0
52600	Fees-other Services	95,476	418,350	153,350	0	0	0
52700	Fee-Professional Services	89,935	270,100	268,100	0	0	0
52900	Other Contractual Services	11,274	13,900	13,900	0	0	0
	TOTAL Contractual Services	**523,949**	**1,141,900**	**859,900**	**0**	**0**	**0**
53000	Clothing	1,618	1,850	1,850	0	0	0
53200	Food for Human Consumption	42	800	800	0	0	0
53400	Maint Constr Material Supply	44	100	100	0	0	0
53500	Vehicle Part Supply Accessory	18,983	12,800	12,800	0	0	0
53600	Pro Science Supply Material	2,112	2,250	2,250	0	0	0
53700	Office and Data Supplies	2,062	2,600	2,600	0	0	0
53800	Research Supplies and Matieria	0	125	125	0	0	0
53900	Other Supplies and Materials	15,132	15,550	15,550	0	0	0
	TOTAL Commodities	**39,993**	**36,075**	**36,075**	**0**	**0**	**0**
	TOTAL Capital Outlay	**2,882**	**81,100**	**76,100**	**0**	**0**	**0**
	SUBTOTAL State Operations	**5,017,391**	**6,356,295**	**6,340,104**	**0**	**0**	**0**
55000	Federal Aid Payments	4,999	5,500	5,500	0	0	0
55100	State Aid Payments	598,569	552,500	552,500	0	0	0
	TOTAL Aid to Local Governments	**603,568**	**558,000**	**558,000**	**0**	**0**	**0**
55200	Claims	261,889	299,250	299,250	0	0	0
	TOTAL Other Assistance	**261,889**	**299,250**	**299,250**	**0**	**0**	**0**
	TOTAL REPORTABLE EXPENDITURES	**5,882,848**	**7,213,545**	**7,197,354**	**0**	**0**	**0**
77300	Transfers	1,737,347	1,671,691	1,655,000	0	0	0
	TOTAL Non-Expense Items	**1,737,347**	**1,671,691**	**1,655,000**	**0**	**0**	**0**
	TOTAL EXPENDITURES	**7,620,195**	**8,885,236**	**8,852,354**	**0**	**0**	**0**

BWM

406/410 series report

Dept. Name: Waste Management
Agency Name: Health & Environment--Environment
Agency Reporting Level: 22710
Version: 2028-A-02-00265

Date: 09/02/2026
Time: 13:11:30

Division of the Budget
KANSAS

Series	Fund Code	FUND/ACCOUNT TITLE	FY 2026 Actuals	FY 2027 Adjusted Budget Request	FY 2028 Adjusted Budget Request	null	null	null
1	1000	0300 OPERATING EXP-INCLD OFF HOS	356,594	368,734	388,049	0	0	0
1	**1000**	**1000 SUBTOTAL for 1000's**	**356,594**	**368,734**	**388,049**	**0**	**0**	**0**
1	2271	2075 SOLID WASTE MANAGEMENT FD	3,124,768	3,842,676	4,045,543	0	0	0
1	**2271**	**2271 SUBTOTAL for 2271's**	**3,124,768**	**3,842,676**	**4,045,543**	**0**	**0**	**0**
1	2519	2290 HAZARDOUS WASTE MGMT FD	96,474	0	0	0	0	0
1	**2519**	**2519 SUBTOTAL for 2519's**	**96,474**	**0**	**0**	**0**	**0**	**0**
1	2635	2820 WASTE TIRE MANAGEMENT FD	184,605	202,827	213,140	0	0	0
1	**2635**	**2635 SUBTOTAL for 2635's**	**184,605**	**202,827**	**213,140**	**0**	**0**	**0**
1	3067	3031 DSMOA COOP AGREEMENT-DOD	7,411	0	0	0	0	0
1	**3067**	**3067 SUBTOTAL for 3067's**	**7,411**	**0**	**0**	**0**	**0**	**0**
1	3586	3190 RESOURCE CONSERV/RCVY ACT FDF	678,472	688,623	726,039	0	0	0
1	**3586**	**3586 SUBTOTAL for 3586's**	**678,472**	**688,623**	**726,039**	**0**	**0**	**0**
1	3659	3659 3659 SOLID WASTE INFRA FOR RECYL FD	870	0	0	0	0	0
1	**3659**	**3659 SUBTOTAL for 3659's**	**870**	**0**	**0**	**0**	**0**	**0**
1	3934	3934 3934 KS CCR STATE PERMITNG PRG FUND	1,373	0	0	0	0	0
1	**3934**	**3934 SUBTOTAL for 3934's**	**1,373**	**0**	**0**	**0**	**0**	**0**
		1382 TOTAL Salaries and Wages	**4,450,567**	**5,102,860**	**5,372,771**	**0**	**0**	**0**
10	1000	0300 OPERATING EXP-INCLD OFF HOS	0	(5,640)	(4,742)	0	0	0
10	**1000**	**1000 SUBTOTAL for 1000's**	**0**	**(5,640)**	**(4,742)**	**0**	**0**	**0**
		1392 TOTAL Shrinkage	**0**	**(5,640)**	**(4,742)**	**0**	**0**	**0**
2	1000	0300 OPERATING EXP-INCLD OFF HOS	0	250,000	0	0	0	0
2	**1000**	**1000 SUBTOTAL for 1000's**	**0**	**250,000**	**0**	**0**	**0**	**0**
2	2099	2010 HAZARDOUS WASTE COLLECTION FD	0	100	100	0	0	0
2	**2099**	**2099 SUBTOTAL for 2099's**	**0**	**100**	**100**	**0**	**0**	**0**
2	2271	2075 SOLID WASTE MANAGEMENT FD	352,918	433,850	433,850	0	0	0
2	2271	2084 SWMF-OFFICIAL HOSPITALITY	0	2,500	2,500	0	0	0
2	**2271**	**2271 SUBTOTAL for 2271's**	**352,918**	**436,350**	**436,350**	**0**	**0**	**0**
2	2519	2290 HAZARDOUS WASTE MGMT FD	84,246	127,525	127,525	0	0	0
2	**2519**	**2519 SUBTOTAL for 2519's**	**84,246**	**127,525**	**127,525**	**0**	**0**	**0**
2	2635	2820 WASTE TIRE MANAGEMENT FD	67,018	45,875	45,875	0	0	0
2	**2635**	**2635 SUBTOTAL for 2635's**	**67,018**	**45,875**	**45,875**	**0**	**0**	**0**
2	3267	3267 3267 OFGF-ENVIR READINESS GRNT	0	45,000	53,000	0	0	0
2	**3267**	**3267 SUBTOTAL for 3267's**	**0**	**45,000**	**53,000**	**0**	**0**	**0**
2	3586	3190 RESOURCE CONSERV/RCVY ACT FDF	9,508	86,075	61,075	0	0	0
2	**3586**	**3586 SUBTOTAL for 3586's**	**9,508**	**86,075**	**61,075**	**0**	**0**	**0**
2	3659	3659 3659 SOLID WASTE INFRA FOR RECYL FD	0	82,700	67,700	0	0	0
2	**3659**	**3659 SUBTOTAL for 3659's**	**0**	**82,700**	**67,700**	**0**	**0**	**0**
2	3934	3934 3934 KS CCR STATE PERMITNG PRG FUND	10,259	68,275	68,275	0	0	0
2	**3934**	**3934 SUBTOTAL for 3934's**	**10,259**	**68,275**	**68,275**	**0**	**0**	**0**
		1492 TOTAL Contractual Services	**523,949**	**1,141,900**	**859,900**	**0**	**0**	**0**
3	2099	2010 HAZARDOUS WASTE COLLECTION FD	0	100	100	0	0	0
3	**2099**	**2099 SUBTOTAL for 2099's**	**0**	**100**	**100**	**0**	**0**	**0**
3	2271	2075 SOLID WASTE MANAGEMENT FD	33,079	29,950	29,950	0	0	0
3	**2271**	**2271 SUBTOTAL for 2271's**	**33,079**	**29,950**	**29,950**	**0**	**0**	**0**

BWM

406/410 series report

Dept. Name: Waste Management
Agency Name: Health & Environment--Environment
Agency Reporting Level: 22710
Version: 2028-A-02-00265

Date: 09/02/2026
Time: 13:11:30

Division of the Budget
KANSAS

Series	Fund Code	FUND/ACCOUNT TITLE	FY 2026 Actuals	FY 2027 Adjusted Budget Request	FY 2028 Adjusted Budget Request	null	null	null
3	2519	2290 HAZARDOUS WASTE MGMT FD	2,169	1,800	1,800	0	0	0
3	**2519**	**2519 SUBTOTAL for 2519's**	**2,169**	**1,800**	**1,800**	**0**	**0**	**0**
3	2635	2820 WASTE TIRE MANAGEMENT FD	2,825	1,950	1,950	0	0	0
3	**2635**	**2635 SUBTOTAL for 2635's**	**2,825**	**1,950**	**1,950**	**0**	**0**	**0**
3	3586	3190 RESOURCE CONSERV/RCVY ACT FDF	0	125	125	0	0	0
3	**3586**	**3586 SUBTOTAL for 3586's**	**0**	**125**	**125**	**0**	**0**	**0**
3	3659	3659 3659 SOLID WASTE INFRA FOR RECYL FD	0	150	150	0	0	0
3	**3659**	**3659 SUBTOTAL for 3659's**	**0**	**150**	**150**	**0**	**0**	**0**
3	3934	3934 3934 KS CCR STATE PERMITNG PRG FUND	1,920	2,000	2,000	0	0	0
3	**3934**	**3934 SUBTOTAL for 3934's**	**1,920**	**2,000**	**2,000**	**0**	**0**	**0**
		1562 TOTAL Commodities	**39,993**	**36,075**	**36,075**	**0**	**0**	**0**
4	2271	2075 SOLID WASTE MANAGEMENT FD	1,439	33,400	33,400	0	0	0
4	**2271**	**2271 SUBTOTAL for 2271's**	**1,439**	**33,400**	**33,400**	**0**	**0**	**0**
4	2519	2290 HAZARDOUS WASTE MGMT FD	949	30,975	30,975	0	0	0
4	**2519**	**2519 SUBTOTAL for 2519's**	**949**	**30,975**	**30,975**	**0**	**0**	**0**
4	2635	2820 WASTE TIRE MANAGEMENT FD	0	1,100	1,100	0	0	0
4	**2635**	**2635 SUBTOTAL for 2635's**	**0**	**1,100**	**1,100**	**0**	**0**	**0**
4	3586	3190 RESOURCE CONSERV/RCVY ACT FDF	0	75	75	0	0	0
4	**3586**	**3586 SUBTOTAL for 3586's**	**0**	**75**	**75**	**0**	**0**	**0**
4	3934	3934 3934 KS CCR STATE PERMITNG PRG FUND	494	15,550	10,550	0	0	0
4	**3934**	**3934 SUBTOTAL for 3934's**	**494**	**15,550**	**10,550**	**0**	**0**	**0**
		1612 TOTAL Capital Outlay	**2,882**	**81,100**	**76,100**	**0**	**0**	**0**
8	2099	2010 HAZARDOUS WASTE COLLECTION FD	0	2,500	2,500	0	0	0
8	**2099**	**2099 SUBTOTAL for 2099's**	**0**	**2,500**	**2,500**	**0**	**0**	**0**
8	2271	2075 SOLID WASTE MANAGEMENT FD	30,500	150,500	150,500	0	0	0
8	**2271**	**2271 SUBTOTAL for 2271's**	**30,500**	**150,500**	**150,500**	**0**	**0**	**0**
8	2635	2820 WASTE TIRE MANAGEMENT FD	573,068	405,000	405,000	0	0	0
8	**2635**	**2635 SUBTOTAL for 2635's**	**573,068**	**405,000**	**405,000**	**0**	**0**	**0**
		1642 TOTAL Aid to Locals	**603,568**	**558,000**	**558,000**	**0**	**0**	**0**
9	2099	2010 HAZARDOUS WASTE COLLECTION FD	0	2,500	2,500	0	0	0
9	**2099**	**2099 SUBTOTAL for 2099's**	**0**	**2,500**	**2,500**	**0**	**0**	**0**
9	2271	2075 SOLID WASTE MANAGEMENT FD	261,889	275,500	275,500	0	0	0
9	**2271**	**2271 SUBTOTAL for 2271's**	**261,889**	**275,500**	**275,500**	**0**	**0**	**0**
9	2635	2820 WASTE TIRE MANAGEMENT FD	0	21,250	21,250	0	0	0
9	**2635**	**2635 SUBTOTAL for 2635's**	**0**	**21,250**	**21,250**	**0**	**0**	**0**
		1672 TOTAL Other Assistance	**261,889**	**299,250**	**299,250**	**0**	**0**	**0**
92	2271	2075 SOLID WASTE MANAGEMENT FD	1,223,324	1,250,000	1,250,000	0	0	0
92	**2271**	**2271 SUBTOTAL for 2271's**	**1,223,324**	**1,250,000**	**1,250,000**	**0**	**0**	**0**
92	2519	2290 HAZARDOUS WASTE MGMT FD	181,948	100,000	100,000	0	0	0
92	**2519**	**2519 SUBTOTAL for 2519's**	**181,948**	**100,000**	**100,000**	**0**	**0**	**0**
92	2635	2820 WASTE TIRE MANAGEMENT FD	175,482	175,000	175,000	0	0	0
92	**2635**	**2635 SUBTOTAL for 2635's**	**175,482**	**175,000**	**175,000**	**0**	**0**	**0**
92	3586	3190 RESOURCE CONSERV/RCVY ACT FDF	156,593	136,691	125,000	0	0	0
92	**3586**	**3586 SUBTOTAL for 3586's**	**156,593**	**136,691**	**125,000**	**0**	**0**	**0**

BWM

406/410 series report

Dept. Name: Waste Management
Agency Name: Health & Environment--Environment
Agency Reporting Level: 22710
Version: 2028-A-02-00265

Date: 09/02/2026
Time: 13:11:30

Division of the Budget
KANSAS

Series	Fund Code	FUND/ACCOUNT TITLE	FY 2026 Actuals	FY 2027 Adjusted Budget Request	FY 2028 Adjusted Budget Request	null	null	null
92	3659	3659 3659 SOLID WASTE INFRA FOR RECYL FD	0	10,000	5,000	0	0	0
92	**3659**	**3659 SUBTOTAL for 3659's**	**0**	**10,000**	**5,000**	**0**	**0**	**0**
		1722 TOTAL Non-Expense Items	**1,737,347**	**1,671,691**	**1,655,000**	**0**	**0**	**0**
		1722 TOTAL All Funds	**7,620,195**	**8,885,236**	**8,852,354**	**0**	**0**	**0**

BWM

406/410 series report

Dept. Name: Waste Management
Agency Name: Health & Environment--Environment
Agency Reporting Level: 22710
Version: 2028-A-02-00265

Date: 09/02/2026
Time: 13:11:30

Division of the Budget
KANSAS

Fund Code	FUND/ACCOUNT TITLE	FY 2026 Actuals	FY 2027 Adjusted Budget Request	FY 2028 Adjusted Budget Request	null	null	null
0300	OPERATING EXP-INCLD OFF HOS	356,594	613,094	383,307	0	0	0
1000	**SUBTOTAL STATE GENERAL FUND**	**356,594**	**613,094**	**383,307**	**0**	**0**	**0**
2010	HAZARDOUS WASTE COLLECTION FD	0	5,200	5,200	0	0	0
2099	**SUBTOTAL HAZARDOUS WASTE COLLECTION FD**	**0**	**5,200**	**5,200**	**0**	**0**	**0**
2075	SOLID WASTE MANAGEMENT FD	5,027,917	6,015,876	6,218,743	0	0	0
2084	SWMF-OFFICIAL HOSPITALITY	0	2,500	2,500	0	0	0
2271	**SUBTOTAL SOLID WASTE MANAGEMENT FD**	**5,027,917**	**6,018,376**	**6,221,243**	**0**	**0**	**0**
2290	HAZARDOUS WASTE MGMT FD	365,786	260,300	260,300	0	0	0
2519	**SUBTOTAL HAZARDOUS WASTE MGMT FD**	**365,786**	**260,300**	**260,300**	**0**	**0**	**0**
2820	WASTE TIRE MANAGEMENT FD	1,002,998	853,002	863,315	0	0	0
2635	**SUBTOTAL WASTE TIRE MANAGEMENT FD**	**1,002,998**	**853,002**	**863,315**	**0**	**0**	**0**
3031	DSMOA COOP AGREEMENT-DOD	7,411	0	0	0	0	0
3067	**SUBTOTAL 12.133-ST MEMO AGMT-REIMB TECH**	**7,411**	**0**	**0**	**0**	**0**	**0**
3267	OFGF-ENVIR READINESS GRNT	0	45,000	53,000	0	0	0
3267	**SUBTOTAL ENVIR INFO EXCHNG NTWRK**	**0**	**45,000**	**53,000**	**0**	**0**	**0**
3190	RESOURCE CONSERV/RCVY ACT FDF	844,573	911,589	912,314	0	0	0
3586	**SUBTOTAL 66.801-HZRD WST MGMT PRG SPRT**	**844,573**	**911,589**	**912,314**	**0**	**0**	**0**
3659	SOLID WASTE INFRA FOR RECYL FD	870	92,850	72,850	0	0	0
3659	**SUBTOTAL SOLID WASTE INFRA FOR RECYL FD**	**870**	**92,850**	**72,850**	**0**	**0**	**0**
3934	KS CCR STATE PERMITNG PRG FUND	14,046	85,825	80,825	0	0	0
3934	**SUBTOTAL KS CCR STATE PERMITNG PRG FUND**	**14,046**	**85,825**	**80,825**	**0**	**0**	**0**
	1932 TOTAL MEANS OF FUNDING	**7,620,195**	**8,885,236**	**8,852,354**	**0**	**0**	**0**

BWM

Narrative Information—DA 400

Division of the Budget — Agency Department of Health and Environment

State of Kansas — Program Bureau of Air 72200

Overview of Program

Mission: To protect the public and the environment from air pollution.

The **Bureau of Air's (BOA)** enabling legislation is found in KSA 65-3001 et seq, commonly referred to as the "Kansas Air Quality Act".

The Kansas Air Quality Program protects the public health and environment by preserving air quality and controlling air pollution.

Activities conducted by BOA to maintain and improve Kansas air quality include the monitoring of air quality, tracking air pollutant emissions, conducting air quality modeling, and the continued execution of State Implementation Plans. BOA functions also include the regulation of point sources of air pollutants through a permitting process designed to monitor and control pollutant emissions. These activities include the inspection and testing of permitted sources to ensure program compliance. Finally, BOA conducts public outreach activities to increase awareness of air quality issues and to increase public and customer knowledge of their role in reducing air emissions.

K.S.A. 65-3024 established the Kansas Air Quality Fee Fund, to which assessed air pollutant emissions fees are deposited. These fees are vital to the continuing function of air quality program in Kansas. Additional funds are allocated annually to provide continuing maintenance of air quality programs that receive supplemental support through EPA grants.

Maintenance of the existing level of effort for air quality activities will allow BOA to maintain an effective and efficient air program to conserve air quality and control pollution while promptly and accurately responding to customers.

FY 2026 Achievements:

1. There were 323 construction permit documents, and 31 operating permits issued by the Bureau of Air. This allowed for expansion and new construction of facilities across Kansas that enhanced economic growth for the State.

2. There are currently no backlogged air quality permits.

3. 102 counties are in compliance with all national ambient air quality standards.

4. The Bureau of Air works with the Department of Commerce to expedite permitting on projects with significant economic benefit for Kansas. There was one project identified, and the air construction permit was completed ahead of schedule.

Goal: Preserve air quality and meet all National Ambient Air Quality Standards.

Objective #1:

Control sources of air pollution that cause violations of the National Ambient Air Quality Standards.

Strategies for Objective #1:

1. Maintain the state air quality planning activity.
    a. Prepare designation letters with supporting technical information for submission to EPA when national air quality standards are revised.
    b. Develop State Implementation Plans as required by EPA.
2. Continue to monitor the Kansas City area for elevated values of ozone during ozone season to ensure continued compliance with the NAAQS.
3. Continue implementation of the Saline County Maintenance Plan. In November 2025, EPA redesignated the nonattainment area located in Saline County to attainment for the 2008 Lead Standard. The purpose of the Maintenance Plan is to ensure continued compliance with the Lead Standard. It includes contingency measures that would be implemented if there is a violation of the standard within the maintenance period.
4. Reduce air quality impacts associated with the spring burning of the Flint Hills through improvements to and continued implementation of the Kansas Flint Hills Smoke Management Plan. Work with Kansas State University Extension and Sonoma Technologies to ensure availability of an on-line modeling tool to allow ranchers to make informed decisions about what days are most suitable to conduct burning to lower ambient air impacts.

OUTCOME MEASURES

	Actual 2024	Actual 2025	Actual 2026	Estimated 2027	Estimated 2028
% of counties in the state in compliance with all National Ambient Air Quality Standards (NAAQS)	100.0	98.0	96.0	97.0	97.0

OUTPUT MEASURES

	Actual 2024	Actual 2025	Actual 2026	Estimated 2027	Estimated 2028
# of State Implementation Plans (SIP's) amendments completed	3	4	4	4	4
# of conferences, seminars and meetings KDHE staff presented on the Smoke Management Plan	14	12	12	12	12

Objective #2:

Minimize emissions of regulated air pollutants.

Strategies for Objective #2:

1. Maintain an effective air permit program.
    a. Focus permit program on areas with greatest environmental impact and eliminate permit activities with limited environmental benefit.
    b. Maintain an effective dispersion modeling program.
    c. Establish and maintain a staff development program.
2. Maintain effective Inspection Program.
    a. Inspect 242 (30 %) of the 805 facilities scheduled for inspections as "priority facilities."
    b. For complex industrial facilities, utilize a comprehensive inspection process to reduce compliance issues and offer compliance assistance.
3. Establish an effective Compliance Outreach Program.
    a. Provide customer information pertaining to the Maximum Attainable Control Technology (MACT) provision of the Clean Air Act.
    b. Maintain an educational outreach program and design hands on workshops for customers in the prevention of enforcement related issues.
4. Work through the Small Business Environmental Assistance Program (SBEAP) to reduce emissions at small businesses throughout Kansas by sponsoring technical assistance events.

OUTCOME MEASURES

	Actual 2024	Actual 2025	Actual 2026	Estimated 2027	Estimated 2028
% of Regulated Sources in compliance	99.8	100.0	99.2	99.4	99.4

OUPUT MEASURES

	Actual 2024	Actual 2025	Actual 2026	Estimated 2027	Estimated 2028
# of Performance Tests conducted	55	93	104	100	100
# of Relative Accuracy Test Audits (RATA's) conducted	17	20	23	20	20
# of Air inspections conducted	824	819	716	800	800
# of formal compliance & enforcement actions	2	0	6	5	5
# of SBEAP Technical Assistance Events	0	0	0	0	0

Objective #3:

Collect and evaluate information and data on air quality in Kansas.

Strategies for Objective #3:

1. Maintain an annual inventory of air pollutants emitted to the atmosphere.
    a. Gather and record emissions data from all major point sources.
    b. Complete point source inventory review for previous calendar year emissions. Encourage Class I permit facilities to submit their emissions electronically.
2. Maintain an effective monitoring program.
    a. Maintain Lead monitoring program.
    b. Implement special studies to determine ambient air impacts from specific sources.
    c. Maintain the Mercury wet deposition monitoring network.
    d. Maintain and improve the existing ambient air monitoring network.

OUTCOME MEASURES

	Actual 2024	Actual 2025	Actual 2026	Estimated 2027	Estimated 2028
% of Electronic emissions submittals	100.0	100.0	99.9	100.0	100.0

OUTPUT MEASURES

	Actual 2024	Actual 2025	Actual 2026	Estimated 2027	Estimated 2028
# of facilities submitting electronic emissions inventories	1,016	1,013	1,008	1,010	1,012

Objective #4:

Maintain an effective outreach/education program to achieve emissions reductions from mobile and non-point sources.

Strategies for Objective #4:

Maintain partnerships to achieve voluntary emission reductions from mobile and non-point sources.

1. Partner with local government agencies to implement the Clean Air Action Plans for the Kansas City and Wichita Metropolitan Statistical Areas (MSAs).
2. Partner with local government agencies, Kansas State University and agricultural entities to target educational efforts in the Kansas Smoke Management Plan.
3. Partner with local government agencies and conservation districts to provide air quality presentations and activities.

OUTCOME MEASURES

	Actual 2024	Actual 2025	Actual 2026	Estimated 2027	Estimated 2028
% of counties in the state in compliance with all National Ambient Air Quality Standards (NAAQS)	100.0	98.0	96.0	97.0	97.0

OUTPUT MEASURES

	Actual 2024	Actual 2025	Actual 2026	Estimated 2027	Estimated 2028
# of Planning and Implementation Meetings Attended	14	18	20	20	20
# of Presentations to school groups and the public	2	6	0	0	0
# of Promotional Events for the Kansas Green Schools Program	2	1	0	0	0

Objective #5:

Provide prompt service to customers.

Strategies for Objective #5:

1. Provide timely web-based information to BOA customers.
    a. Update Bureau of Air web page on a quarterly basis.
    b. Support competency in web-development by attending training and seminars.
    c. Coordinate with agency efforts to maintain a cohesive web product by serving on agency working groups.
2. Maintain meaningful continuing education and staff training programs.
3. Foster and encourage staff memberships in professional organizations.

OUTCOME MEASURES

	Actual 2024	Actual 2025	Actual 2026	Estimated 2027	Estimated 2028
% of response times achieved for permitting decisions	>95.0	>95.0	>95.0	>95.0	>95.0

OUPUT MEASURES

	Actual 2024	Actual 2025	Actual 2026	Estimated 2027	Estimated 2028
# of quality assured monitoring reports submitted to EPA within 90 days	4	4	4	4	4
# of air construction permit documents completed within time limits	244	287	323	400	400
# of backlog of permit applications	0	0	0	0	0

Objective #6:

Reduce emissions from mobile sources of air pollution.

Strategies for Objective #6:

1. Implement and manage Diesel Emission Reduction Act (DERA) grants.
2. On behalf of the State of Kansas, act as lead agency to develop and implement activities of the Volkswagen trust.
3. Provide technical guidance to the Mid-America Regional Council (MARC) in the development and implementation of the Transportation Implementation Plan (TIP) for the Kansas City metro area.

OUTCOME MEASURES

	Actual 2024	Actual 2025	Actual 2026	Estimated 2027	Estimated 2028
% of funds allocated from Volkswagen trust (trust allows a 10-year window to allocate funds)	26.3	30.0	30.0	90.0	100.0
% of updated air pollution control plans for municipalities reviewed and approved	100.0	100.0	100.0	100.0	100.0

OUTPUT MEASURES

	Actual 2024	Actual 2025	Actual 2026	Estimated 2027	Estimated 2028
# of Diesel Emission Reduction Act projects funded	22	21	15	15	15
# of Volkswagen trust projects funded	26	4	15	>40	<10
# of updated air pollution control plans for municipalities reviewed and approved	2	2	2	2	2

Objective #7:

Protect Kansans from lead exposure through primary prevention activities.

Strategies for Objective #7:

1. Maintain a qualified workforce to perform lead-based paint activities safely and effectively.
2. Educate the regulated community and the public on identifying and reducing lead-based paint hazards that cause elevated blood lead levels.
3. Provide timely and efficient application processing to individuals seeking certification in a lead activity occupation.

OUTCOME MEASURES

	Actual 2024	Actual 2025	Actual 2026	Estimated 2027	Estimated 2028
# of licensed firms certified individuals and accredited training providers	4,156	3,863	3,712	3,800	3,800
# of individuals trained by accredited training providers on lead safe work practices	477	582	531	540	540

OUTPUT MEASURES

	Actual 2024	Actual 2025	Actual 2026	Estimated 2027	Estimated 2028
# of training audits conducted	11	15	10	15	15
# of education programs and outreach conducted	13	20	19	20	20
% of complete lead activity occupation applications processed within 30 days of receipt	100.0	100.0	100.0	100.0	100.0

EXPENDITURE JUSTIFICATION

Account Code 51000 – 51990: Salaries and Wages

Summary: The Bureau of Air requests funding for 57.00 FTE and 1.00 Non-FTE.

FY27: Salaries and wages, including approved salary increases, are calculated in accordance with Division of Budget guidelines and cost indices and include longevity bonuses.

FY28: Staffing continues at the same level as FY27. Salaries and wages are calculated in accordance with Division of Budget guidelines and cost indices and include longevity bonuses.

Account Code 52000 – 52990: Contractual Services

Summary: Expenditures within contractual services are for communication, travel and subsistence. The staff within the Bureau of Air are educated and trained in specialized areas to regulate complex industrial facilities and programs. The staff also monitors air quality with highly sophisticated equipment, conducts state of the art analyses and computer modeling of air pollutants and atmospheric conditions to determine impacts on the environment and public health. Maintaining staff that are trained on the most recent requirements of an emerging federal air quality program is a constant challenge. This work requires the Bureau of Air to maintain state of the art equipment and computer technology to efficiently and effectively carry out this mission. Travel and subsistence remain a critical expenditure for the bureau to ensure that inspectors and monitoring personnel are able to carry out their functions on site and to ensure that training requirements are fulfilled.

Account Code 53000 – 53999: Commodities

Summary: Expenditures for commodities will be for a continuation of the purchase of supplies and materials including consumable supplies and parts purchased for equipment repair and maintenance performed by the Bureau of Air personnel. One of the major strategies of the Bureau of Air is making sure the regulated community and the public understand what they can do to conserve air quality. The Bureau of Air in recent years has increased its emphasis on the need to promote public education to reduce air pollution from non-regulated activities. Expenditures for commodities include those supplies and materials that will allow the Bureau of Air to effectively communicate its message to the public.

Account Code 54000: Capital Outlay

Summary: The Bureau of Air will continue its replacement schedule for air monitoring equipment and vehicles as need be.

Account Code 55000: Aid to Local

Summary: The Bureau of Air will continue its contractual arrangement with local entities to partner with the bureau in the administration of the Kansas Air Quality Program. These contracts supplement the bureau in the area of Air Compliance and Enforcement (Johnson County, and Unified Government of Wyandotte County), Air Quality Monitoring (Unified Government of Wyandotte County), and Public Education (Johnson County, Mid-America Regional Council, City of Wichita and the Unified Government of Wyandotte County). The bureau will also continue to administer and expand the Kansas Clean Diesel Program using the Volkswagen environmental mitigation trust allocation for the state of Kansas. The program provides awards for diesel fleet improvement projects that reduce diesel emissions.

406/410 series report

Dept. Name: Air Quality
Agency Name: Health & Environment--Environment
Agency Reporting Level: 22720
Version: 2028-A-02-00265

Date: 09/02/2026
Time: 13:10:47

Division of the Budget
KANSAS

Obj. Code	OBJECTS OF EXPENDITURE	FY 2026 Actuals	FY 2027 Adjusted Budget Request	FY 2028 Adjusted Budget Request	null	null	null
	Salaries and Wages	4,435,549	5,276,753	5,561,216	0	0	0
	TOTAL Salaries and Wages	**4,435,549**	**5,276,753**	**5,561,216**	**0**	**0**	**0**
52000	Communication	95,956	94,800	94,800	0	0	0
52100	Freight and Express	9,088	6,500	6,500	0	0	0
52200	Printing and Advertising	59,190	35,400	35,400	0	0	0
52300	Rents	194,394	555,700	205,700	0	0	0
52400	Reparing and Servicing	62,682	14,100	14,100	0	0	0
52500	Travel and Subsistence	20,452	20,200	20,200	0	0	0
52510	InState Travel and Subsistence	15,305	13,300	13,300	0	0	0
52520	Out of State Travel and Subsis	5,616	9,500	9,500	0	0	0
52600	Fees-other Services	99,510	60,800	60,800	0	0	0
52700	Fee-Professional Services	192,045	256,500	276,500	0	0	0
52800	Utilities	19,520	15,000	15,000	0	0	0
52900	Other Contractual Services	15,596	17,300	17,300	0	0	0
	TOTAL Contractual Services	**789,354**	**1,099,100**	**769,100**	**0**	**0**	**0**
53000	Clothing	500	1,500	1,500	0	0	0
53400	Maint Constr Material Supply	566	1,500	1,500	0	0	0
53500	Vehicle Part Supply Accessory	22,673	19,500	19,500	0	0	0
53600	Pro Science Supply Material	34,760	29,500	29,500	0	0	0
53700	Office and Data Supplies	1,202	2,500	2,500	0	0	0
53900	Other Supplies and Materials	23,415	750	750	0	0	0
	TOTAL Commodities	**83,116**	**55,250**	**55,250**	**0**	**0**	**0**
	TOTAL Capital Outlay	**252,852**	**132,500**	**132,500**	**0**	**0**	**0**
	SUBTOTAL State Operations	**5,560,871**	**6,563,603**	**6,518,066**	**0**	**0**	**0**
55000	Federal Aid Payments	1,232,949	288,380	288,380	0	0	0
55100	State Aid Payments	247,404	10,331,457	199,000	0	0	0
	TOTAL Aid to Local Governments	**1,480,353**	**10,619,837**	**487,380**	**0**	**0**	**0**
55200	Claims	0	974,932	0	0	0	0
	TOTAL Other Assistance	**0**	**974,932**	**0**	**0**	**0**	**0**
	TOTAL REPORTABLE EXPENDITURES	**7,041,224**	**18,158,372**	**7,005,446**	**0**	**0**	**0**
77300	Transfers	1,194,625	1,295,990	1,276,990	0	0	0
	TOTAL Non-Expense Items	**1,194,625**	**1,295,990**	**1,276,990**	**0**	**0**	**0**
	TOTAL EXPENDITURES	**8,235,849**	**19,454,362**	**8,282,436**	**0**	**0**	**0**

BOA

406/410 series report

Dept. Name: Air Quality
Agency Name: Health & Environment--Environment
Agency Reporting Level: 22720
Version: 2028-A-02-00265

Date: 09/02/2026
Time: 13:10:47

Division of the Budget
KANSAS

Series	Fund Code	FUND/ACCOUNT TITLE	FY 2026 Actuals	FY 2027 Adjusted Budget Request	FY 2028 Adjusted Budget Request	null	null	null
1	2020	2830 AIR QUALITY FF	3,036,076	3,774,603	3,976,107	0	0	0
1	**2020**	**2020 SUBTOTAL for 2020's**	**3,036,076**	**3,774,603**	**3,976,107**	**0**	**0**	**0**
1	2289	2140 LEAD BASED PAINT HAZARD FF	20,146	67,387	71,136	0	0	0
1	**2289**	**2289 SUBTOTAL for 2289's**	**20,146**	**67,387**	**71,136**	**0**	**0**	**0**
1	2415	2280 NUCLEAR SFTY EMER PREP SP REV	12,941	0	0	0	0	0
1	**2415**	**2415 SUBTOTAL for 2415's**	**12,941**	**0**	**0**	**0**	**0**	**0**
1	3072	3090 AIR QUALITY PRG FDF	583,660	718,529	757,734	0	0	0
1	**3072**	**3072 SUBTOTAL for 3072's**	**583,660**	**718,529**	**757,734**	**0**	**0**	**0**
1	3248	3246 FEDERAL AIR SECTION 103	124,709	165,585	174,969	0	0	0
1	**3248**	**3248 SUBTOTAL for 3248's**	**124,709**	**165,585**	**174,969**	**0**	**0**	**0**
1	3253	3253 3253 AIR QUALITY PRG FDF	11,382	4,696	4,942	0	0	0
1	**3253**	**3253 SUBTOTAL for 3253's**	**11,382**	**4,696**	**4,942**	**0**	**0**	**0**
1	3295	4100 Lead-Based Paint PPG	393,871	301,330	318,157	0	0	0
1	**3295**	**3295 SUBTOTAL for 3295's**	**393,871**	**301,330**	**318,157**	**0**	**0**	**0**
1	3897	3897 3897 CLIMATE POLUTION REDCTN GRT FD	138,647	127,974	134,919	0	0	0
1	**3897**	**3897 SUBTOTAL for 3897's**	**138,647**	**127,974**	**134,919**	**0**	**0**	**0**
1	7269	7269 7269 VOLKSWAGEN ENVIRONMENTAL TRU	11,381	4,696	4,942	0	0	0
1	**7269**	**7269 SUBTOTAL for 7269's**	**11,381**	**4,696**	**4,942**	**0**	**0**	**0**
1	7342	7342 7342 ASBESTOS REMEDIATION FUND	102,736	111,953	118,310	0	0	0
1	**7342**	**7342 SUBTOTAL for 7342's**	**102,736**	**111,953**	**118,310**	**0**	**0**	**0**
		1362 TOTAL Salaries and Wages	**4,435,549**	**5,276,753**	**5,561,216**	**0**	**0**	**0**
2	2020	2830 AIR QUALITY FF	141,776	131,800	131,800	0	0	0
2	2020	2835 AIR QUAL FF-FINES	377,297	696,000	346,000	0	0	0
2	**2020**	**2020 SUBTOTAL for 2020's**	**519,073**	**827,800**	**477,800**	**0**	**0**	**0**
2	2289	2140 LEAD BASED PAINT HAZARD FF	1,367	10,600	10,600	0	0	0
2	**2289**	**2289 SUBTOTAL for 2289's**	**1,367**	**10,600**	**10,600**	**0**	**0**	**0**
2	3072	3090 AIR QUALITY PRG FDF	137,177	102,450	102,450	0	0	0
2	**3072**	**3072 SUBTOTAL for 3072's**	**137,177**	**102,450**	**102,450**	**0**	**0**	**0**
2	3248	3246 FEDERAL AIR SECTION 103	76,709	135,400	155,400	0	0	0
2	**3248**	**3248 SUBTOTAL for 3248's**	**76,709**	**135,400**	**155,400**	**0**	**0**	**0**
2	3295	4100 Lead-Based Paint PPG	31,595	19,050	19,050	0	0	0
2	**3295**	**3295 SUBTOTAL for 3295's**	**31,595**	**19,050**	**19,050**	**0**	**0**	**0**
2	3897	3897 3897 CLIMATE POLUTION REDCTN GRT FD	23,433	3,000	3,000	0	0	0
2	**3897**	**3897 SUBTOTAL for 3897's**	**23,433**	**3,000**	**3,000**	**0**	**0**	**0**
2	7342	7342 7342 ASBESTOS REMEDIATION FUND	0	800	800	0	0	0
2	**7342**	**7342 SUBTOTAL for 7342's**	**0**	**800**	**800**	**0**	**0**	**0**
		1442 TOTAL Contractual Services	**789,354**	**1,099,100**	**769,100**	**0**	**0**	**0**
3	2020	2830 AIR QUALITY FF	8,001	9,250	9,250	0	0	0
3	2020	2835 AIR QUAL FF-FINES	339	0	0	0	0	0
3	**2020**	**2020 SUBTOTAL for 2020's**	**8,340**	**9,250**	**9,250**	**0**	**0**	**0**
3	2289	2140 LEAD BASED PAINT HAZARD FF	0	1,500	1,500	0	0	0
3	**2289**	**2289 SUBTOTAL for 2289's**	**0**	**1,500**	**1,500**	**0**	**0**	**0**
3	3072	3090 AIR QUALITY PRG FDF	53,945	33,750	33,750	0	0	0
3	**3072**	**3072 SUBTOTAL for 3072's**	**53,945**	**33,750**	**33,750**	**0**	**0**	**0**

BOA

406/410 series report

Dept. Name: Air Quality
Agency Name: Health & Environment--Environment
Agency Reporting Level: 22720
Version: 2028-A-02-00265

Date: 09/02/2026
Time: 13:10:47

Division of the Budget
KANSAS

Series	Fund Code	FUND/ACCOUNT TITLE	FY 2026 Actuals	FY 2027 Adjusted Budget Request	FY 2028 Adjusted Budget Request	null	null	null
3	3248	3246 FEDERAL AIR SECTION 103	16,831	10,000	10,000	0	0	0
3	**3248**	**3248 SUBTOTAL for 3248's**	**16,831**	**10,000**	**10,000**	**0**	**0**	**0**
3	3295	4100 Lead-Based Paint PPG	3,986	750	750	0	0	0
3	**3295**	**3295 SUBTOTAL for 3295's**	**3,986**	**750**	**750**	**0**	**0**	**0**
3	3897	3897 3897 CLIMATE POLUTION REDCTN GRT FD	14	0	0	0	0	0
3	**3897**	**3897 SUBTOTAL for 3897's**	**14**	**0**	**0**	**0**	**0**	**0**
		1512 TOTAL Commodities	**83,116**	**55,250**	**55,250**	**0**	**0**	**0**
4	2020	2830 AIR QUALITY FF	483	1,400	1,400	0	0	0
4	2020	2835 AIR QUAL FF-FINES	4,702	5,300	5,300	0	0	0
4	**2020**	**2020 SUBTOTAL for 2020's**	**5,185**	**6,700**	**6,700**	**0**	**0**	**0**
4	2289	2140 LEAD BASED PAINT HAZARD FF	0	15,400	400	0	0	0
4	**2289**	**2289 SUBTOTAL for 2289's**	**0**	**15,400**	**400**	**0**	**0**	**0**
4	3072	3090 AIR QUALITY PRG FDF	131,365	65,000	80,000	0	0	0
4	**3072**	**3072 SUBTOTAL for 3072's**	**131,365**	**65,000**	**80,000**	**0**	**0**	**0**
4	3248	3246 FEDERAL AIR SECTION 103	138,921	30,000	45,000	0	0	0
4	**3248**	**3248 SUBTOTAL for 3248's**	**138,921**	**30,000**	**45,000**	**0**	**0**	**0**
4	3295	4100 Lead-Based Paint PPG	26,112	15,400	400	0	0	0
4	**3295**	**3295 SUBTOTAL for 3295's**	**26,112**	**15,400**	**400**	**0**	**0**	**0**
4	7269	7269 7269 VOLKSWAGEN ENVIRONMENTAL TRU	(48,731)	0	0	0	0	0
4	**7269**	**7269 SUBTOTAL for 7269's**	**(48,731)**	**0**	**0**	**0**	**0**	**0**
		1582 TOTAL Capital Outlay	**252,852**	**132,500**	**132,500**	**0**	**0**	**0**
8	2020	2835 AIR QUAL FF-FINES	247,404	199,000	199,000	0	0	0
8	**2020**	**2020 SUBTOTAL for 2020's**	**247,404**	**199,000**	**199,000**	**0**	**0**	**0**
8	3072	3090 AIR QUALITY PRG FDF	365,176	263,380	263,380	0	0	0
8	**3072**	**3072 SUBTOTAL for 3072's**	**365,176**	**263,380**	**263,380**	**0**	**0**	**0**
8	3248	3246 FEDERAL AIR SECTION 103	25,000	25,000	25,000	0	0	0
8	**3248**	**3248 SUBTOTAL for 3248's**	**25,000**	**25,000**	**25,000**	**0**	**0**	**0**
8	3253	3253 3253 AIR QUALITY PRG FDF	242,773	0	0	0	0	0
8	**3253**	**3253 SUBTOTAL for 3253's**	**242,773**	**0**	**0**	**0**	**0**	**0**
8	3897	3897 3897 CLIMATE POLUTION REDCTN GRT FD	600,000	0	0	0	0	0
8	**3897**	**3897 SUBTOTAL for 3897's**	**600,000**	**0**	**0**	**0**	**0**	**0**
8	7269	7269 7269 VOLKSWAGEN ENVIRONMENTAL TRU	0	10,132,457	0	0	0	0
8	**7269**	**7269 SUBTOTAL for 7269's**	**0**	**10,132,457**	**0**	**0**	**0**	**0**
		1642 TOTAL Aid to Locals	**1,480,353**	**10,619,837**	**487,380**	**0**	**0**	**0**
9	7269	7269 7269 VOLKSWAGEN ENVIRONMENTAL TRU	0	974,932	0	0	0	0
9	**7269**	**7269 SUBTOTAL for 7269's**	**0**	**974,932**	**0**	**0**	**0**	**0**
		1652 TOTAL Other Assistance	**0**	**974,932**	**0**	**0**	**0**	**0**
92	2020	2830 AIR QUALITY FF	902,302	925,000	925,000	0	0	0
92	2020	2835 AIR QUAL FF-FINES	104,767	86,500	86,500	0	0	0
92	**2020**	**2020 SUBTOTAL for 2020's**	**1,007,069**	**1,011,500**	**1,011,500**	**0**	**0**	**0**
92	2289	2140 LEAD BASED PAINT HAZARD FF	8,033	12,000	12,000	0	0	0
92	**2289**	**2289 SUBTOTAL for 2289's**	**8,033**	**12,000**	**12,000**	**0**	**0**	**0**
92	3072	3090 AIR QUALITY PRG FDF	101,384	125,000	125,000	0	0	0
92	**3072**	**3072 SUBTOTAL for 3072's**	**101,384**	**125,000**	**125,000**	**0**	**0**	**0**

BOA

406/410 series report

Dept. Name: Air Quality
Agency Name: Health & Environment--Environment
Agency Reporting Level: 22720
Version: 2028-A-02-00265

Date: 09/02/2026
Time: 13:10:47

Division of the Budget
KANSAS

Series	Fund Code	FUND/ACCOUNT TITLE	FY 2026 Actuals	FY 2027 Adjusted Budget Request	FY 2028 Adjusted Budget Request	null	null	null
92	3248	3246 FEDERAL AIR SECTION 103	8,871	33,490	33,490	0	0	0
92	**3248**	**3248 SUBTOTAL for 3248's**	**8,871**	**33,490**	**33,490**	**0**	**0**	**0**
92	3253	3253 3253 AIR QUALITY PRG FDF	0	4,000	0	0	0	0
92	**3253**	**3253 SUBTOTAL for 3253's**	**0**	**4,000**	**0**	**0**	**0**	**0**
92	3295	4100 Lead-Based Paint PPG	46,431	60,000	60,000	0	0	0
92	**3295**	**3295 SUBTOTAL for 3295's**	**46,431**	**60,000**	**60,000**	**0**	**0**	**0**
92	3897	3897 3897 CLIMATE POLUTION REDCTN GRT FD	0	30,000	15,000	0	0	0
92	**3897**	**3897 SUBTOTAL for 3897's**	**0**	**30,000**	**15,000**	**0**	**0**	**0**
92	7342	7342 7342 ASBESTOS REMEDIATION FUND	22,837	20,000	20,000	0	0	0
92	**7342**	**7342 SUBTOTAL for 7342's**	**22,837**	**20,000**	**20,000**	**0**	**0**	**0**
		1742 TOTAL Non-Expense Items	**1,194,625**	**1,295,990**	**1,276,990**	**0**	**0**	**0**
		1742 TOTAL All Funds	**8,235,849**	**19,454,362**	**8,282,436**	**0**	**0**	**0**

BOA

406/410 series report

Dept. Name: Air Quality
Agency Name: Health & Environment--Environment
Agency Reporting Level: 22720
Version: 2028-A-02-00265

Date: 09/02/2026
Time: 13:10:47

Division of the Budget
KANSAS

Fund Code	FUND/ACCOUNT TITLE	FY 2026 Actuals	FY 2027 Adjusted Budget Request	FY 2028 Adjusted Budget Request	null	null	null
2830	AIR QUALITY FF	4,088,638	4,842,053	5,043,557	0	0	0
2835	AIR QUAL FF-FINES	734,509	986,800	636,800	0	0	0
2020	**SUBTOTAL AIR QUALITY FF**	**4,823,147**	**5,828,853**	**5,680,357**	**0**	**0**	**0**
2140	LEAD BASED PAINT HAZARD FF	29,546	106,887	95,636	0	0	0
2289	**SUBTOTAL LEAD BASED PAINT HAZARD FF**	**29,546**	**106,887**	**95,636**	**0**	**0**	**0**
2280	NUCLEAR SFTY EMER PREP SP REV	12,941	0	0	0	0	0
2415	**SUBTOTAL NUCLEAR SFTY EMER PREPAR SPRVF**	**12,941**	**0**	**0**	**0**	**0**	**0**
3090	AIR QUALITY PRG FDF	1,372,707	1,308,109	1,362,314	0	0	0
3072	**SUBTOTAL AIR POLL CTL PRG SPRT**	**1,372,707**	**1,308,109**	**1,362,314**	**0**	**0**	**0**
3246	FEDERAL AIR SECTION 103	391,041	399,475	443,859	0	0	0
3248	**SUBTOTAL CLN AIR ACT-SPC PRP ACT**	**391,041**	**399,475**	**443,859**	**0**	**0**	**0**
3253	AIR QUALITY PRG FDF	254,155	8,696	4,942	0	0	0
3253	**SUBTOTAL ST CLEAN DIESEL GRT PRG**	**254,155**	**8,696**	**4,942**	**0**	**0**	**0**
4100	Lead-Based Paint PPG	501,995	396,530	398,357	0	0	0
3295	**SUBTOTAL 66.605-PERFORM PRTNRSHP GRTS**	**501,995**	**396,530**	**398,357**	**0**	**0**	**0**
3897	CLIMATE POLUTION REDCTN GRT FD	762,094	160,974	152,919	0	0	0
3897	**SUBTOTAL CLIMATE POLUTION REDCTN GRT FD**	**762,094**	**160,974**	**152,919**	**0**	**0**	**0**
7269	VOLKSWAGEN ENVIRONMENTAL TRU	(37,350)	11,112,085	4,942	0	0	0
7269	**SUBTOTAL VOLKSWAGEN ENVIRONMENTAL TRU**	**(37,350)**	**11,112,085**	**4,942**	**0**	**0**	**0**
7342	ASBESTOS REMEDIATION FUND	125,573	132,753	139,110	0	0	0
7342	**SUBTOTAL ASBESTOS REMEDIATION FUND**	**125,573**	**132,753**	**139,110**	**0**	**0**	**0**
1956	**TOTAL MEANS OF FUNDING**	**8,235,849**	**19,454,362**	**8,282,436**	**0**	**0**	**0**

BOA

Overview of Program

Mission: To continuously protect and improve Kansas' water resources.

The **Bureau of Water (BOW)** covers seven distinct program areas: 1) wastewater permitting, enforcement and compliance; 2) water quality standards development and total maximum daily load (TMDL) development; 3) water quality monitoring; 4) public water supply permitting, compliance, and enforcement; 5) certification of drinking water and wastewater operators; 6) state revolving fund (SRF) low-interest loan programs for water and wastewater infrastructure; and 7) Underground Injection Control (UIC) wells, underground hydrocarbon storage wells, along with a water well contractor license program. More specific information on those programs follows:

1. Permitting wastewater treatment, control, reuse, and disposal. These permits are developed to protect the quality of streams, lakes, and groundwater, by setting limits on the amounts of pollutants which may be discharged and regulating the construction and operation of wastewater collection and treatment systems. Permits are issued to the following categories of facilities: municipalities, industries, and commercial. Included in these categories are storm water permits required of certain facilities, construction projects and governmental units.

2. Developing water quality standards, consisting of designated uses, water quality criteria, and an antidegradation policy. Designated uses of waters determine the criteria those waters are to meet. Monitoring data from stream and lake samples are reviewed and water bodies are listed as being in or out of compliance. Under the Clean Water Act, the bureau is required to prepare a total maximum daily load (TMDL), for those waters listed as out of compliance (impaired). The TMDL is an implementation plan which describes the acceptable loadings to a stream, the desired stream conditions, and describes the approach to be taken to improve water quality.

3. Monitoring water quality conditions in streams and publicly owned lakes and wetlands throughout Kansas - including tracking of environmental contaminant levels in fish tissue and responding to potential Harmful Algal Blooms (HABs).

4. Regulating the construction and operation of public water systems. This includes reviewing and approving construction documents and issuing public water supply permits for completed infrastructure, conducting sanitary surveys, and evaluating water systems' compliance with criteria for contaminants such as bacteria, pesticides, lead and copper, criteria for non-contaminant related requirements such as treatment techniques, and disinfection by-products. The federal Safe Drinking Water Act sets national standards used by state drinking water programs to regulate water systems.

5. Certifying water and wastewater system operators as required by state law. This program assures adequately trained personnel are overseeing the operation of water and wastewater systems in order to protect public health, the environment, and the significant investment in water and sewer infrastructure.

6. Administering two low-interest loan programs known as State Revolving Funds (SRF); one for drinking water systems, and the other for wastewater systems. EPA provides capitalization grants to states to establish the Funds. The state provides a required matching amount through state issued bonds. The state bonds are repaid with loan repayments from the local borrowers. The program runs in conjunction with the Department of Administration, the State Treasurer, and the Kansas Development Finance Authority.

7. Regulating the storage of natural gas, and liquid hydrocarbons (propane, butane, ethane, crude oil) in solution mined caverns developed in natural underground salt formations. Permits are issued for storage wells and brine ponds. The bureau has primacy from EPA to regulate Underground Injection Control (UIC) Class I wells (deep disposal of industrial and municipal wastewater), Class III wells (salt solution mining), and Class V wells (includes large septic systems and aquifer remediation). The bureau also licenses water well contractors and regulates construction and plugging of water wells.

FY 2026 Achievements:

1. The Municipal Permitting and Engineering (MP&E) Unit developed a Memorandum of Understanding (MOU) framework with the City of Edgerton to implement targeted stormwater best management practices for large commercial, industrial, and development sites, advancing efforts to reduce stormwater runoff impacts and improve water quality.

2. The Municipal Programs Unit partnered with the U.S. Army Corps of Engineers (USACE), the Kansas Water Office (KWO), and local utility stakeholders to complete a comprehensive wastewater management study for the Hillsdale Lake watershed. The study evaluated existing wastewater infrastructure, projected future growth and wastewater flows, and identified regional wastewater management alternatives to protect Hillsdale Lake from additional nutrient loading and further eutrophication. The effort established a recommended phased strategy for regional wastewater management, strengthened collaboration among utilities within the watershed, and provided a framework for long-term planning to protect water quality and water supply resources while supporting future development in the region.

3. The Industrial Programs Unit launched an initiative to evaluate the NPDES Construction Stormwater and Industrial Stormwater permit universe, resulting in the removal of inaccurate and inactive permittees. This effort strengthened data integrity, improved regulatory tracking, and established a more accurate representation of permitted activities across Kansas.

4. The Technical Services Unit conducted a comprehensive review of delinquent NPDES permit schedules of compliance and initiated appropriate enforcement actions to resolve longstanding compliance issues. This effort resulted in increased permittee accountability, progress toward compliance milestones, and improved program oversight.

5. The AWOP Program with the Public Water Supply Section completed its first entirely state-run Comprehensive Performance Evaluation (CPE) which is a thorough evaluation of an existing surface water treatment plant. The result is a comprehensive assessment of the unit process capabilities and the impact of the operation, maintenance and administrative practices on performance of the system. The outcome of the evaluation establishes the system's capability to meet the optimization goals/regulations and identifies a set of prioritized performance limiting factors (PLFs). Follow-up technical assistance can be used to improve system's overall compliance.

6. The Engineering and Permits Unit staff within the Public Water Supply Section worked to adopt new regulations which establish a waterline extension and replacement certification program. This program allows public water supply systems which have a Kansas Licensed Professional Engineer on staff to complete in-house reviews and approvals of waterline extension and replacement projects. This certification program will reduce the number of projects that will require KDHE review and approval which will in turn improve project review times for more complicated and complex projects.

7. The Bureau of Water, Policy, Planning & Standards Unit, in collaboration with EPA Region 7, is advancing the integration of the Hydrologic and Water Quality System (HAWQS) and its underlying Soil and Water Assessment Tool (SWAT) model into Kansas' Total Maximum Daily Load (TMDL) development efforts. With funding approved this year, the project has moved into active implementation. Current work is directed toward preparing the HAWQS/SWAT platform for online deployment, with initial testing expected to begin soon. This integration will enhance the precision and efficiency of water quality assessments by leveraging advanced scenario-based analysis, hydrologic forecasting, and watershed-scale simulation capabilities. A key project goal is to establish a publicly accessible web-based resource that enables researchers, watershed stakeholders, and regulatory agencies to utilize this robust, data-driven tool for informed decision-making in watershed management.

8. The new Underground Injection Control (UIC) fees, as established in Kansas Administrative Regulations (K.A.R.) 28-46-46, were published in the Kansas Register on April 2, 2026, and became effective on April 17, 2026.

9. The Bureau worked to draft a unique and pioneering Memorandum of Understanding (MOU) with the Kansas Geological Survey (KGS) to facilitate the development of a comprehensive statewide deep well monitoring network to observe Arbuckle Group pressure in Kansas. The Memorandum of Understanding is awaiting final approval from the Kansas Department of Health and Environment (KDHE) and the Kansas Geological Survey (KGS) after multiple review iterations.

10. The State Revolving Fund programs executed 26 new loan agreements committing $241 million to improve infrastructure that impacts municipal drinking water, wastewater, and stormwater systems. Additionally, the State Revolving Fund program disbursed $309 million for actual incurred project costs.

11. The Harmful Algal Bloom (HAB) Response Program collaborated with KDHE's OITS to replace the legacy Oracle Apex "Harmful Algae Tracking Application." Using ESRI Arc GIS tools, the new system saves and tracks the program's HAB complaints, advisories, and sampling efforts. Furthermore, the new application integrates maps/datasets, improves workflow processes, makes it easier for staff to use, and creates a better assessment tool that allows the incorporation of updated work process functionalities such as real-time application editing if necessary.

12. KDHE's ambient surface water quality monitoring programs have been collecting ambient surface water quality samples for the determination of PFAS substances since 2022, currently focusing on our lakes and wetlands (~60 waterbodies tested). PFAS data have been presented at various seminars and interagency meetings.

13. For the 2026 Kansas Integrated Report, the recently developed Kansas Multimetric Index ("MMI") was used to measure the health of the benthic community. The Kansas MMI is a standardized biological condition assessment approach that applies statistically robust and scientifically sound methodology for determining the biotic status of aquatic benthic macroinvertebrates (BMI) in Kansas streams and rivers.

Goal #1: Every Kansas public water supply will provide water always safe to drink.

Objective #1:
Greater than 95.0 percent of the population served by community water systems will receive water meeting standards.

Strategies for Objective #1:

1. Maintain core State PWSS program to ensure public health is protected, including:
    a. plan and specification review and approval;
    b. operator training and certification;
    c. provisions for technical assistance;
    d. ensuring inspection of facilities;
    e. identification and resolution of violations;
    f. development and maintenance of a data management system to track inventory and compliance information.
2. Track compliance of systems.

3. Develop and implement water supply system capacity development program under federal law.
4. Monitor and participate in federal rule development with Kansas' interests in mind.
5. Publish an annual compliance report summarizing Kansas water supply information.

OUTCOME MEASURES

	Actual 2024	Actual 2025	Actual 2026	Estimated 2027	Estimated 2028
% of Kansas population served w/o violations	97.5	96.8	82.0	98.0	98.0
Public health - Number of waterborne disease outbreaks	0	0	0	0	0
% of systems in total compliance	94.6	91.9	94.7	93.0	94.0
Board member training sessions – number of systems	19	6	20	15	15
Asset Management training sessions – number of systems	20	33	30	30	30
% of water systems inspected or assisted per work plan	94	92.6	63	85	85
Small System operator training – number of operators	309	266	419	250	250

OUTPUT MEASURES

The latest Annual Compliance Report summarizes compliance rates for the numerous compounds monitored in water supplies, i.e., bacteria, nitrates, volatile organics, pesticides, trihalomethanes, synthetic organics, chloride, heavy metals, radionuclides, as well as other non-compound related requirements such as treatment techniques.

Objective #2:

Assist local water utilities with infrastructure improvements through the drinking water state revolving loan fund.

Strategies for Objective #2:

1. Maximize EPA grant funds that capitalize the loan fund.
2. Maintain priority list of projects for loan program, encourage all projects to participate.
3. Assure loans are repaid on time.
4. Assure small systems have access to funding.
5. Arrange for state match and leveraging based on cashflow needs.
6. Process loan disbursements within 30 days.
7. Ensure loans preserve the financial integrity of the fund.

OUTCOME MEASURES

	Actual 2024	Actual 2025	Actual 2026	Estimated 2027	Estimated 2028
% of EPA Grant Used for Capitalization	94.6	95.2	83.3	95	95
Revolved Funds made available for disbursements (millions)	16.1	13.9	11.4	11.4	18.9

OUTPUT MEASURES

	Actual 2024	Actual 2025	Actual 2026	Estimated 2027	Estimated 2028
Loan dollars Disbursed (millions)	138.3	138.2	82.5	80	80
# of New Loan Commitments	26	30	8	26	10
# of loans made to systems below 5,000 population	14	26	7	23	7

Objective #3:

Protect waters and soil from releases from the underground injection of wastes, underground storage of liquid and liquefied hydrocarbons in bedded salt, salt solution mining, and protect waters and public health from contamination from improper water well construction and plugging.

Strategies for Objective #3:

1. Implement federal Class I, III and V Underground Injection Control (UIC) program.
2. Implement regulatory program for hydrocarbon storage in salt formations.
3. License water well contractors and regulate well construction and plugging.
4. Encourage safety and protection of water and soil resources in the design and operation of facilities.
5. Maintain records on our stakeholders' facilities and licenses.

OUTCOME MEASURES

	Actual 2024	Actual 2025	Actual 2026	Estimated 2027	Estimated 2028
# of permitted facilities with releases/leaks of wastes, brine and hydrocarbons	13	11	13	15	15
% of permits up-to-date; protective measures in place and functional	99.0	99.0	95.0	99.0	99.0

OUTPUT MEASURES

	Actual 2024	Actual 2025	Actual 2026	Estimated 2027	Estimated 2028
# of water wells plugged	880	791	1,201	1,200	1,200
# of drillers licensed	247	243	243	245	250
# of water well records processed	5,769	5,834	5,315	5,700	5,700
# of Class I and III, and storage wells that had Mechanical Integrity Tests (MITs) performed	124	78	67	100	105
# of Class I, III, V and UHS wells inspected	323	252	118	250	330
# of Class I, III and V UIC Permits Issued	9	15	44	50	50

Goal #2: Improve bureau decision making through strategic planning, public participation, data collection, analysis and management with emphasis on watershed management.

Objective #1:

Use a watershed planning process to direct water quality improvements and management.

Strategies for Objective #1:

1. Incorporate the state water planning process, TMDLs, the Kansas Water Plan and Section 319 watershed plans in bureau planning and management activities.
2. Establish public participation processes for water quality management via the Continuing Planning Process (CPP) and Kansas Water Plan.
3. Emphasize developing information from water quality data to guide Bureau of Water functions.
4. Prepare Integrated Report, including list of impaired waters as required by Clean Water Act Section 303d and agreed to with EPA.
5. Participate in organizations which provide training and education to program managers, i.e., ACWA, ASDWA, ECOS, WERF, SMRI, AWWA and WEF.

OUTCOME MEASURES

	Actual 2024	Actual 2025	Actual 2026	Estimated 2027	Estimated 2028
% State Water Plan (SWP) funds directed toward water quality protection	33.4	37.6	32.1	35.0	35.0
# of Bureau of Water functions using acquired water quality data	17	17	17	17	17
# of lake sites issued blue green algae advisories or warnings.	42	43	58	55	55

OUTPUT MEASURES

	Actual 2024	Actual 2025	Actual 2026	Estimated 2027	Estimated 2028
Integrated Report, including 303d list, published and submitted	1 - Yes	0 - No	1 - Yes	0 - No	1 - Yes
# of stream locations sampled for routine, probabilistic & special water quality [chemistry and biology]	309	325	321	315	315
# of lakes sampled for routine water quality	35	55	65	55	55
# of HAB samples for algae and toxins	310	277	329	310	310

Objective #2:

Establish Total Maximum Daily Loads (TMDLs) for water quality-limited stream segments according to the current list of impaired waters and the Clean Water Act and the Kansas TMDL prioritization framework.

Strategies for Objective #2:

1. Use existing network data to maximize the extent to define TMDLs.
2. Acquire and analyze new data for TMDL where there are gaps in coverage.
3. Conduct public meetings, Regional Advisory Committee (RAC) and Kansas Water Authority (KWA) briefings, and formal hearings to obtain input on TMDL establishment and load allocations.

OUTCOME MEASURES

	Actual 2024	Actual 2025	Actual 2026	Estimated 2027	Estimated 2028
# of 2002 impaired waters, now meeting standards and removed from 303d list	282	282	282	282	282

OUTPUT MEASURES

	Actual 2024	Actual 2025	Actual 2026	Estimated 2027	Estimated 2028
# of watersheds with a TMDL developed that year	56	47	13	34	12

Goal #3: Protect ground water, clean waters, rivers and lakes and support their designated use including healthy communities of fish, plants, and other aquatic life, and used for recreation and drinking water supply.

Objective #1:
Protect rivers, streams, and lakes on a watershed basis.

Strategies for Objective #6 (point sources):

1. Permitting
   a. Timely processing of permits.
   b. Storm water sources associated with industrial activity, construction sites over one acre, and designated storm water sources will be covered by current National Pollutant Discharge Elimination System (NPDES) permits.
   c. Provisions for protection of groundwater quality will be included in NPDES permits, when necessary.
   d. Certification and training of operators.
   e. Implement the Kansas Nutrient Reduction Plan.
   f. Implement anti-degradation provisions of water quality standards.
2. Compliance
   a. Measure compliance by continuing permit's self-monitoring, state and federal inspections.
   b. Provide technical assistance to wastewater facilities.
   c. Enforcement following the Bureau of Water enforcement policy and make referrals to the Kansas Attorney General or EPA in accordance with the Kansas/EPA Enforcement Agreement.
   d. Perform inspections and provide technical assistance to wastewater systems with emphasis on pollution prevention through proper operation and maintenance, review of facility loadings including adequacy of treatment evaluations for sewer extensions, and facility planning.
   e. Provide emergency response and field investigations for environmental incidents and complaints, including fish kills, spills, and other problems associated with wastewater systems or impacting waters of the state.

Narrative Information—DA 400

Division of the Budget — Agency: Department of Health and Environment

State of Kansas — Program: Bureau of Water 73000

OUTCOME MEASURES

	Actual 2024	Actual 2025	Actual 2026	Estimated 2027	Estimated 2028
Achieve a minimum of 90% compliance rate for wastewater dischargers (%)	95.5	98.3	96.7	96.0	96.0
# of municipalities receiving technical assistance through KDHE technical assistance contracts	65	118	118	100	100

OUTPUT MEASURES

	Actual 2024	Actual 2025	Actual 2026	Estimated 2027	Estimated 2028
# of major dischargers inspected annually	43	38	38	38	38
# of backlogged discharge (NPDES) permits	65	68	71	60	60
# of non-storm water general permits in effect and number of facilities covered by these permits	3/235	3/235	3/235	3/235	3/235
# of storm water permits issued to industrial facilities	1,771	1,135	1,130	1,000	1,000
# of storm water permits issued to industrial facilities during year	76	51	75	50	50
# of industrial storm water permit applications unprocessed	0	0	0	0	0
# of storm water permits for construction projects	2,709	2,749	2,671	2,600	2,600
# of construction storm water permits issued	797	804	864	800	800
# of unprocessed construction storm water applications	94	96	85	100	100
# of wastewater treatment plants reducing nutrients or meeting the goals of the Kansas Nutrient Reduction Plan where Total Nitrogen is <10 and/or Total Phosphorus is <1	91	83	87	90	90
% wastewater systems with certified operator	Data Unavailable	Data Unavailable	Data Unavailable	98.0	98.0
# of facilities incorporating CSO control plans into enforceable documents	3	3	3	3	3

Objective #2:
Improve Kansas water quality standards.

Strategies for Objective #2:

1. Review and update water quality standards (WQS) on triennial basis.
2. Seek input from widespread groups interested in water quality.
3. Pursue studies and research to help establish appropriate criteria with consideration of site-specific criteria.
4. Implement provisions of Kansas statutes known as SB 204 and HB 2219, addressing stream uses and water quality standards.
5. Adopt elements of EPA nutrient reduction framework leading to nutrient criteria for specific water bodies.

OUTCOME MEASURES

	Actual 2024	Actual 2025	Actual 2026	Estimated 2027	Estimated 2028
# of Nutrient Reduction Framework Elements implemented	5	5	5	5	5

OUTPUT MEASURES

	Actual 2024	Actual 2025	Actual 2026	Estimated 2027	Estimated 2028
Status of WQS regulation updates	Proposed	Approved	Proposed	Proposed	Approved
# newly adopted (or revised) criteria	0	93	0	1	0
# of informational WQS presentations and opportunity for public comment	1	2	0	1	0

Objective #3:
Utilize the Clean Water State Revolving Loan Fund (SRF) to assist in financing of water quality improvement and asset management support projects.

Strategies for Objective #3:

1. Take full advantage of federal capitalization grants to build state SRF.
2. Maintain priority list and intended use plan of projects.
3. Make loans while preserving financial integrity of the fund.
4. Process SRF payments and repayments within 30 days.

5. Arrange for state match and leveraging as need demands.
6. Assure small systems are included for funding under small community set aside.

OUTCOME MEASURES

	Actual 2024	Actual 2025	Actual 2026	Estimated 2027	Estimated 2028
% of EPA Grant Used for Capitalization	97.7	98.0	94.7	95.0	95.0
Revolved Funds made available for disbursements (millions)	31.8	45.7	37.2	35.0	35.0

OUTPUT MEASURES

	Actual 2024	Actual 2025	Actual 2026	Estimated 2027	Estimated 2028
Loan dollars disbursed (millions)	128.1	208.1	226.6	150	100
# of new loan commitments	13	15	18	20	15
# of loans made to systems below 5,000 population	9	10	15	10	10

EXPENDITURE JUSTIFICATION

Account Code 51000 – 51990: Salaries and Wages

Summary: The Bureau of Water requests funding for 77.80 FTE and 5.68 Non-FTE.

FY27: Salaries and wages, including approved salary increases, are calculated in accordance with Division of Budget guidelines and cost indices and include longevity bonuses.

FY28: Staffing continues at the same level as FY27. Salaries and wages are calculated in accordance with Division of Budget guidelines and cost indices and include longevity bonuses.

Account Code 52000 – 52990: Contractual Services

Summary: The major expenditure category in this portion of the budget is for professional services. Contracts for SRF accounting services and database development and maintenance account for the largest portion of costs for contractual services.

Account Code 53000 – 53999: Commodities

Summary: The major costs in this section of the budget include Professional and Scientific Supplies, used in the inspection and regulatory portions of the bureau work, and stationery, which includes routine office supplies, in line with prior year costs. The Division of Budget cost guidelines were used to estimate costs.

Account Code 54000: Capital Outlay

Summary: This is for the purchase of specialty scientific monitoring equipment, vehicles, and upgrading software as required.

Account Code 55000: Aid to Local

Summary: The payments in this category are for grants made to municipalities for water infrastructure improvements.

406/410 series report

Dept. Name: Water
Agency Name: Health & Environment--Environment
Agency Reporting Level: 22730
Version: 2028-A-02-00265

Date: 09/02/2026
Time: 13:08:05

Division of the Budget
KANSAS

Obj. Code	OBJECTS OF EXPENDITURE	FY 2026 Actuals	FY 2027 Adjusted Budget Request	FY 2028 Adjusted Budget Request	null	null	null
	Salaries and Wages	6,202,595	7,646,459	8,068,228	0	0	0
	TOTAL Salaries and Wages	**6,202,595**	**7,646,459**	**8,068,228**	**0**	**0**	**0**
52000	Communication	124,373	123,180	123,180	0	0	0
52100	Freight and Express	2,038	1,980	1,980	0	0	0
52200	Printing and Advertising	2,426	1,900	1,900	0	0	0
52300	Rents	183,470	172,105	172,078	0	0	0
52400	Reparing and Servicing	11,351	9,585	9,585	0	0	0
52500	Travel and Subsistence	105,431	93,395	93,395	0	0	0
52510	InState Travel and Subsistence	31,887	28,940	28,940	0	0	0
52520	Out of State Travel and Subsis	17,486	15,850	15,850	0	0	0
52600	Fees-other Services	303,055	292,175	292,175	0	0	0
52700	Fee-Professional Services	3,263,442	4,542,083	3,821,957	0	0	0
52800	Utilities	1,211	1,150	1,150	0	0	0
52900	Other Contractual Services	48,560	43,929	43,929	0	0	0
	TOTAL Contractual Services	**4,094,730**	**5,326,272**	**4,606,119**	**0**	**0**	**0**
53000	Clothing	554	215	215	0	0	0
53200	Food for Human Consumption	32,017	3,420	3,420	0	0	0
53400	Maint Constr Material Supply	557	165	165	0	0	0
53500	Vehicle Part Supply Accessory	24,259	20,330	20,330	0	0	0
53600	Pro Science Supply Material	13,886	14,330	14,330	0	0	0
53700	Office and Data Supplies	7,345	7,075	7,075	0	0	0
53900	Other Supplies and Materials	15,430	14,485	14,485	0	0	0
	TOTAL Commodities	**94,048**	**60,020**	**60,020**	**0**	**0**	**0**
	TOTAL Capital Outlay	**5,384**	**6,990**	**6,990**	**0**	**0**	**0**
	SUBTOTAL State Operations	**10,396,757**	**13,039,741**	**12,741,357**	**0**	**0**	**0**
55000	Federal Aid Payments	665,480	332,830	332,830	0	0	0
55100	State Aid Payments	5,000	5,000	5,000	0	0	0
	TOTAL Aid to Local Governments	**670,480**	**337,830**	**337,830**	**0**	**0**	**0**
55200	Claims	80,000	80,000	80,000	0	0	0
	TOTAL Other Assistance	**80,000**	**80,000**	**80,000**	**0**	**0**	**0**
	TOTAL REPORTABLE EXPENDITURES	**11,147,237**	**13,457,571**	**13,159,187**	**0**	**0**	**0**
77300	Transfers	1,722,862	1,061,811	1,061,811	0	0	0
	TOTAL Non-Expense Items	**1,722,862**	**1,061,811**	**1,061,811**	**0**	**0**	**0**
	TOTAL EXPENDITURES	**12,870,099**	**14,519,382**	**14,220,998**	**0**	**0**	**0**

BOW

406/410 series report

Dept. Name: Water
Agency Name: Health & Environment--Environment
Agency Reporting Level: 22730
Version: 2028-A-02-00265

Date: 09/02/2026
Time: 13:08:05

Division of the Budget
KANSAS

Series	Fund Code	FUND/ACCOUNT TITLE	FY 2026 Actuals	FY 2027 Adjusted Budget Request	FY 2028 Adjusted Budget Request	null	null	null
1	1000	0300 OPERATING EXP-INCLD OFF HOS	122,266	105,767	110,935	0	0	0
1	**1000**	**1000 SUBTOTAL for 1000's**	**122,266**	**105,767**	**110,935**	**0**	**0**	**0**
1	1800	1805 SWPF-TMDL INTV-USE ATTAIN	70,730	241,541	254,822	0	0	0
1	1800	1810 Milford-Marion reserv hrmfl algae pilot	11,924	40,539	43,039	0	0	0
1	**1800**	**1800 SUBTOTAL for 1800's**	**82,654**	**282,080**	**297,861**	**0**	**0**	**0**
1	2228	2380 SUBSURFACE HYROCARBON STRG FD	312,819	0	0	0	0	0
1	2228	2381 SALT SOLUTION MINING FEE	34,632	0	0	0	0	0
1	**2228**	**2228 SUBTOTAL for 2228's**	**347,451**	**0**	**0**	**0**	**0**	**0**
1	2284	2085 PUBLIC WATER SUPPLY FF	155,617	0	0	0	0	0
1	**2284**	**2284 SUBTOTAL for 2284's**	**155,617**	**0**	**0**	**0**	**0**	**0**
1	2415	2280 NUCLEAR SFTY EMER PREP SP REV	8,941	0	0	0	0	0
1	**2415**	**2415 SUBTOTAL for 2415's**	**8,941**	**0**	**0**	**0**	**0**	**0**
1	2798	2798 2798 WATER PROGRAM MANAGEMENT FD	417,302	487,571	514,770	0	0	0
1	**2798**	**2798 SUBTOTAL for 2798's**	**417,302**	**487,571**	**514,770**	**0**	**0**	**0**
1	3086	4200 EPA WATER RELATED GRNTS FDF	145,048	125,804	132,710	0	0	0
1	**3086**	**3086 SUBTOTAL for 3086's**	**145,048**	**125,804**	**132,710**	**0**	**0**	**0**
1	3254	3260 EPA-WATER RELATED GRNTS FDF	111,804	161,085	170,385	0	0	0
1	**3254**	**3254 SUBTOTAL for 3254's**	**111,804**	**161,085**	**170,385**	**0**	**0**	**0**
1	3295	3288 EPA UDRGRD INJECT CONTROL FDF	294,248	322,853	340,991	0	0	0
1	3295	3289 EPA 106 WATER POLLUTN CTL FDF	389,514	787,010	826,938	0	0	0
1	3295	3295 3295 WATER SUPPLY FDF	(4,329)	0	0	0	0	0
1	**3295**	**3295 SUBTOTAL for 3295's**	**679,433**	**1,109,863**	**1,167,929**	**0**	**0**	**0**
1	3889	3940 EPA NON-PNT SOURC IMPL PRG FDF	85,997	131,753	139,149	0	0	0
1	**3889**	**3889 SUBTOTAL for 3889's**	**85,997**	**131,753**	**139,149**	**0**	**0**	**0**
1	3926	3926 3926 STRENGTHEN US PUBLIC HEALTH FD	6,203	0	0	0	0	0
1	**3926**	**3926 SUBTOTAL for 3926's**	**6,203**	**0**	**0**	**0**	**0**	**0**
1	7960	8310 KWPC ADMIN EXPENSE	400,754	526,008	554,448	0	0	0
1	**7960**	**7960 SUBTOTAL for 7960's**	**400,754**	**526,008**	**554,448**	**0**	**0**	**0**
1	7961	8400 KWPC SURCHG SERVICE FEES	1,876,023	1,854,703	1,959,706	0	0	0
1	**7961**	**7961 SUBTOTAL for 7961's**	**1,876,023**	**1,854,703**	**1,959,706**	**0**	**0**	**0**
1	7968	8510 KPWS ADMIN EXPENSE	414,929	508,859	536,587	0	0	0
1	7968	8511 KPWS TECH ASSISTANCE	54,011	0	0	0	0	0
1	7968	8512 KPWS STATE PGM MGMT	830,241	1,273,980	1,345,796	0	0	0
1	7968	8513 KPWS OTHER AUTHZD ACTIVITIES	50,134	86,381	91,606	0	0	0
1	**7968**	**7968 SUBTOTAL for 7968's**	**1,349,315**	**1,869,220**	**1,973,989**	**0**	**0**	**0**
1	7969	8600 KPWS SURCHRG SERVICE FEES	413,787	992,605	1,046,346	0	0	0
1	**7969**	**7969 SUBTOTAL for 7969's**	**413,787**	**992,605**	**1,046,346**	**0**	**0**	**0**
		1482 TOTAL Salaries and Wages	**6,202,595**	**7,646,459**	**8,068,228**	**0**	**0**	**0**
2	1000	0300 OPERATING EXP-INCLD OFF HOS	573	19,120	21,055	0	0	0
2	**1000**	**1000 SUBTOTAL for 1000's**	**573**	**19,120**	**21,055**	**0**	**0**	**0**
2	1800	1805 SWPF-TMDL INTV-USE ATTAIN	347,943	293,255	134,551	0	0	0
2	1800	1810 Milford-Marion reserv hrmfl algae pilot	109,067	147,079	108,695	0	0	0
2	1800	1818 Water System Regionalization Feasibility	0	225,000	0	0	0	0
2	1800	1819 Operator Exam Updates	0	300,000	0	0	0	0
2	**1800**	**1800 SUBTOTAL for 1800's**	**457,010**	**965,334**	**243,246**	**0**	**0**	**0**

BOW

406/410 series report

Dept. Name: Water
Agency Name: Health & Environment--Environment
Agency Reporting Level: 22730
Version: 2028-A-02-00265

Date: 09/02/2026
Time: 13:08:05

Division of the Budget
KANSAS

Series	Fund Code	FUND/ACCOUNT TITLE	FY 2026 Actuals	FY 2027 Adjusted Budget Request	FY 2028 Adjusted Budget Request	null	null	null
2	2175	2170 HLTH & ENVIR TRN FF-ENVIR	11,195	1,000	1,000	0	0	0
2	**2175**	**2175 SUBTOTAL for 2175's**	**11,195**	**1,000**	**1,000**	**0**	**0**	**0**
2	2228	2380 SUBSURFACE HYROCARBON STRG FD	110,837	284,450	284,450	0	0	0
2	2228	2381 SALT SOLUTION MINING FEE	52,362	850	850	0	0	0
2	**2228**	**2228 SUBTOTAL for 2228's**	**163,199**	**285,300**	**285,300**	**0**	**0**	**0**
2	2284	2085 PUBLIC WATER SUPPLY FF	10,436	191,475	191,475	0	0	0
2	**2284**	**2284 SUBTOTAL for 2284's**	**10,436**	**191,475**	**191,475**	**0**	**0**	**0**
2	2798	2798 2798 WATER PROGRAM MANAGEMENT FD	174,227	146,795	146,795	0	0	0
2	**2798**	**2798 SUBTOTAL for 2798's**	**174,227**	**146,795**	**146,795**	**0**	**0**	**0**
2	3086	4200 EPA WATER RELATED GRNTS FDF	10,100	10,050	10,050	0	0	0
2	**3086**	**3086 SUBTOTAL for 3086's**	**10,100**	**10,050**	**10,050**	**0**	**0**	**0**
2	3254	3260 EPA-WATER RELATED GRNTS FDF	45,834	45,735	45,735	0	0	0
2	**3254**	**3254 SUBTOTAL for 3254's**	**45,834**	**45,735**	**45,735**	**0**	**0**	**0**
2	3295	3288 EPA UDRGRD INJECT CONTROL FDF	1,488	1,990	1,990	0	0	0
2	3295	3289 EPA 106 WATER POLLUTN CTL FDF	48,803	48,650	48,650	0	0	0
2	3295	3295 3295 WATER SUPPLY FDF	134,769	140,420	140,420	0	0	0
2	**3295**	**3295 SUBTOTAL for 3295's**	**185,060**	**191,060**	**191,060**	**0**	**0**	**0**
2	3655	3655 3655 SM & DISADV COMM DRINKING WTR	15,000	706,169	706,169	0	0	0
2	**3655**	**3655 SUBTOTAL for 3655's**	**15,000**	**706,169**	**706,169**	**0**	**0**	**0**
2	3670	3601 LEAD TST SCHL/CHLD CARE WATER	3,644	0	0	0	0	0
2	**3670**	**3670 SUBTOTAL for 3670's**	**3,644**	**0**	**0**	**0**	**0**	**0**
2	7960	8310 KWPC ADMIN EXPENSE	16,689	20,345	20,345	0	0	0
2	**7960**	**7960 SUBTOTAL for 7960's**	**16,689**	**20,345**	**20,345**	**0**	**0**	**0**
2	7961	8400 KWPC SURCHG SERVICE FEES	973,216	972,855	972,855	0	0	0
2	**7961**	**7961 SUBTOTAL for 7961's**	**973,216**	**972,855**	**972,855**	**0**	**0**	**0**
2	7968	8510 KPWS ADMIN EXPENSE	277,417	309,069	309,069	0	0	0
2	7968	8511 KPWS TECH ASSISTANCE	126,806	141,815	141,815	0	0	0
2	7968	8512 KPWS STATE PGM MGMT	16,376	52,710	52,710	0	0	0
2	7968	8513 KPWS OTHER AUTHZD ACTIVITIES	570,062	570,060	570,060	0	0	0
2	**7968**	**7968 SUBTOTAL for 7968's**	**990,661**	**1,073,654**	**1,073,654**	**0**	**0**	**0**
2	7969	8600 KPWS SURCHRG SERVICE FEES	1,021,058	682,380	682,380	0	0	0
2	7969	8602 KPWS SURCHARGE LOF	16,828	15,000	15,000	0	0	0
2	**7969**	**7969 SUBTOTAL for 7969's**	**1,037,886**	**697,380**	**697,380**	**0**	**0**	**0**
		1732 TOTAL Contractual Services	**4,094,730**	**5,326,272**	**4,606,119**	**0**	**0**	**0**
3	1800	1805 SWPF-TMDL INTV-USE ATTAIN	11,178	10,520	10,520	0	0	0
3	1800	1810 Milford-Marion reserv hrmfl algae pilot	3,550	4,000	4,000	0	0	0
3	**1800**	**1800 SUBTOTAL for 1800's**	**14,728**	**14,520**	**14,520**	**0**	**0**	**0**
3	2175	2170 HLTH & ENVIR TRN FF-ENVIR	33,939	3,600	3,600	0	0	0
3	**2175**	**2175 SUBTOTAL for 2175's**	**33,939**	**3,600**	**3,600**	**0**	**0**	**0**
3	2228	2380 SUBSURFACE HYROCARBON STRG FD	2,658	0	0	0	0	0
3	2228	2381 SALT SOLUTION MINING FEE	200	0	0	0	0	0
3	**2228**	**2228 SUBTOTAL for 2228's**	**2,858**	**0**	**0**	**0**	**0**	**0**
3	2798	2798 2798 WATER PROGRAM MANAGEMENT FD	3,463	2,215	2,215	0	0	0
3	**2798**	**2798 SUBTOTAL for 2798's**	**3,463**	**2,215**	**2,215**	**0**	**0**	**0**
3	3086	4200 EPA WATER RELATED GRNTS FDF	4,375	4,310	4,310	0	0	0

BOW

406/410 series report

Dept. Name: Water
Agency Name: Health & Environment--Environment
Agency Reporting Level: 22730
Version: 2028-A-02-00265

Date: 09/02/2026
Time: 13:08:05

Division of the Budget
KANSAS

Series	Fund Code	FUND/ACCOUNT TITLE	FY 2026 Actuals	FY 2027 Adjusted Budget Request	FY 2028 Adjusted Budget Request	null	null	null
3	**3086**	**3086 SUBTOTAL for 3086's**	**4,375**	**4,310**	**4,310**	**0**	**0**	**0**
3	3254	3260 EPA-WATER RELATED GRNTS FDF	10,355	11,900	11,900	0	0	0
3	**3254**	**3254 SUBTOTAL for 3254's**	**10,355**	**11,900**	**11,900**	**0**	**0**	**0**
3	3295	3288 EPA UDRGRD INJECT CONTROL FDF	1,207	1,170	1,170	0	0	0
3	3295	3289 EPA 106 WATER POLLUTN CTL FDF	2,517	2,390	2,390	0	0	0
3	**3295**	**3295 SUBTOTAL for 3295's**	**3,724**	**3,560**	**3,560**	**0**	**0**	**0**
3	7960	8310 KWPC ADMIN EXPENSE	2,252	2,250	2,250	0	0	0
3	**7960**	**7960 SUBTOTAL for 7960's**	**2,252**	**2,250**	**2,250**	**0**	**0**	**0**
3	7961	8400 KWPC SURCHG SERVICE FEES	7,855	7,405	7,405	0	0	0
3	**7961**	**7961 SUBTOTAL for 7961's**	**7,855**	**7,405**	**7,405**	**0**	**0**	**0**
3	7968	8510 KPWS ADMIN EXPENSE	2,459	2,405	2,405	0	0	0
3	7968	8512 KPWS STATE PGM MGMT	3,609	3,610	3,610	0	0	0
3	7968	8513 KPWS OTHER AUTHZD ACTIVITIES	2,698	2,700	2,700	0	0	0
3	**7968**	**7968 SUBTOTAL for 7968's**	**8,766**	**8,715**	**8,715**	**0**	**0**	**0**
3	7969	8600 KPWS SURCHRG SERVICE FEES	1,733	1,545	1,545	0	0	0
3	**7969**	**7969 SUBTOTAL for 7969's**	**1,733**	**1,545**	**1,545**	**0**	**0**	**0**
		1892 TOTAL Commodities	**94,048**	**60,020**	**60,020**	**0**	**0**	**0**
4	1000	0300 OPERATING EXP-INCLD OFF HOS	164	0	0	0	0	0
4	**1000**	**1000 SUBTOTAL for 1000's**	**164**	**0**	**0**	**0**	**0**	**0**
4	1800	1805 SWPF-TMDL INTV-USE ATTAIN	867	865	865	0	0	0
4	1800	1810 Milford-Marion reserv hrmfl algae pilot	164	200	200	0	0	0
4	**1800**	**1800 SUBTOTAL for 1800's**	**1,031**	**1,065**	**1,065**	**0**	**0**	**0**
4	2175	2170 HLTH & ENVIR TRN FF-ENVIR	23	0	0	0	0	0
4	**2175**	**2175 SUBTOTAL for 2175's**	**23**	**0**	**0**	**0**	**0**	**0**
4	2798	2798 2798 WATER PROGRAM MANAGEMENT FD	770	650	650	0	0	0
4	**2798**	**2798 SUBTOTAL for 2798's**	**770**	**650**	**650**	**0**	**0**	**0**
4	3086	4200 EPA WATER RELATED GRNTS FDF	164	165	165	0	0	0
4	**3086**	**3086 SUBTOTAL for 3086's**	**164**	**165**	**165**	**0**	**0**	**0**
4	3254	3260 EPA-WATER RELATED GRNTS FDF	304	305	305	0	0	0
4	**3254**	**3254 SUBTOTAL for 3254's**	**304**	**305**	**305**	**0**	**0**	**0**
4	3295	3289 EPA 106 WATER POLLUTN CTL FDF	328	265	265	0	0	0
4	**3295**	**3295 SUBTOTAL for 3295's**	**328**	**265**	**265**	**0**	**0**	**0**
4	7961	8400 KWPC SURCHG SERVICE FEES	916	1,915	1,915	0	0	0
4	**7961**	**7961 SUBTOTAL for 7961's**	**916**	**1,915**	**1,915**	**0**	**0**	**0**
4	7968	8512 KPWS STATE PGM MGMT	1,354	1,355	1,355	0	0	0
4	**7968**	**7968 SUBTOTAL for 7968's**	**1,354**	**1,355**	**1,355**	**0**	**0**	**0**
4	7969	8600 KPWS SURCHRG SERVICE FEES	330	1,270	1,270	0	0	0
4	**7969**	**7969 SUBTOTAL for 7969's**	**330**	**1,270**	**1,270**	**0**	**0**	**0**
		2002 TOTAL Capital Outlay	**5,384**	**6,990**	**6,990**	**0**	**0**	**0**
8	3655	3655 3655 SM & DISADV COMM DRINKING WTR	665,480	332,830	332,830	0	0	0
8	**3655**	**3655 SUBTOTAL for 3655's**	**665,480**	**332,830**	**332,830**	**0**	**0**	**0**
8	7969	8600 KPWS SURCHRG SERVICE FEES	5,000	5,000	5,000	0	0	0
8	**7969**	**7969 SUBTOTAL for 7969's**	**5,000**	**5,000**	**5,000**	**0**	**0**	**0**
		2022 TOTAL Aid to Locals	**670,480**	**337,830**	**337,830**	**0**	**0**	**0**

BOW

406/410 series report

Dept. Name: Water
Agency Name: Health & Environment--Environment
Agency Reporting Level: 22730
Version: 2028-A-02-00265

Date: 09/02/2026
Time: 13:08:05

Division of the Budget
KANSAS

Series	Fund Code	FUND/ACCOUNT TITLE	FY 2026 Actuals	FY 2027 Adjusted Budget Request	FY 2028 Adjusted Budget Request	null	null	null
9	3254	3260 EPA-WATER RELATED GRNTS FDF	80,000	80,000	80,000	0	0	0
9	**3254**	**3254 SUBTOTAL for 3254's**	**80,000**	**80,000**	**80,000**	**0**	**0**	**0**
		2032 TOTAL Other Assistance	**80,000**	**80,000**	**80,000**	**0**	**0**	**0**
92	2228	2380 SUBSURFACE HYROCARBON STRG FD	92,167	92,000	92,000	0	0	0
92	2228	2381 SALT SOLUTION MINING FEE	7,262	17,700	17,700	0	0	0
92	**2228**	**2228 SUBTOTAL for 2228's**	**99,429**	**109,700**	**109,700**	**0**	**0**	**0**
92	2798	2798 2798 WATER PROGRAM MANAGEMENT FD	147,974	148,800	148,800	0	0	0
92	**2798**	**2798 SUBTOTAL for 2798's**	**147,974**	**148,800**	**148,800**	**0**	**0**	**0**
92	3086	4200 EPA WATER RELATED GRNTS FDF	37,025	23,000	23,000	0	0	0
92	**3086**	**3086 SUBTOTAL for 3086's**	**37,025**	**23,000**	**23,000**	**0**	**0**	**0**
92	3254	3260 EPA-WATER RELATED GRNTS FDF	29,731	29,700	29,700	0	0	0
92	**3254**	**3254 SUBTOTAL for 3254's**	**29,731**	**29,700**	**29,700**	**0**	**0**	**0**
92	3267	3267 3267 OFGF-ENVIR READINESS GRNT	19,133	0	0	0	0	0
92	**3267**	**3267 SUBTOTAL for 3267's**	**19,133**	**0**	**0**	**0**	**0**	**0**
92	3295	3288 EPA UDRGRD INJECT CONTROL FDF	53,840	51,000	51,000	0	0	0
92	3295	3289 EPA 106 WATER POLLUTN CTL FDF	826,773	132,130	132,130	0	0	0
92	3295	3295 3295 WATER SUPPLY FDF	235,143	238,966	238,966	0	0	0
92	**3295**	**3295 SUBTOTAL for 3295's**	**1,115,756**	**422,096**	**422,096**	**0**	**0**	**0**
92	3655	3655 3655 SM & DISADV COMM DRINKING WTR	0	15,300	15,300	0	0	0
92	**3655**	**3655 SUBTOTAL for 3655's**	**0**	**15,300**	**15,300**	**0**	**0**	**0**
92	7960	8310 KWPC ADMIN EXPENSE	70,681	70,680	70,680	0	0	0
92	**7960**	**7960 SUBTOTAL for 7960's**	**70,681**	**70,680**	**70,680**	**0**	**0**	**0**
92	7968	8510 KPWS ADMIN EXPENSE	53,694	53,600	53,600	0	0	0
92	7968	8511 KPWS TECH ASSISTANCE	(8,050)	31,445	31,445	0	0	0
92	7968	8512 KPWS STATE PGM MGMT	138,673	138,675	138,675	0	0	0
92	7968	8513 KPWS OTHER AUTHZD ACTIVITIES	18,816	18,815	18,815	0	0	0
92	**7968**	**7968 SUBTOTAL for 7968's**	**203,133**	**242,535**	**242,535**	**0**	**0**	**0**
		2182 TOTAL Non-Expense Items	**1,722,862**	**1,061,811**	**1,061,811**	**0**	**0**	**0**
		2182 TOTAL All Funds	**12,870,099**	**14,519,382**	**14,220,998**	**0**	**0**	**0**

BOW

406/410 series report

Dept. Name: Water
Agency Name: Health & Environment--Environment
Agency Reporting Level: 22730
Version: 2028-A-02-00265

Date: 09/02/2026
Time: 13:08:05

Division of the Budget
KANSAS

Fund Code	FUND/ACCOUNT TITLE	FY 2026 Actuals	FY 2027 Adjusted Budget Request	FY 2028 Adjusted Budget Request	null	null	null
0300	OPERATING EXP-INCLD OFF HOS	123,003	124,887	131,990	0	0	0
1000	**SUBTOTAL STATE GENERAL FUND**	**123,003**	**124,887**	**131,990**	**0**	**0**	**0**
1805	SWPF-TMDL INTV-USE ATTAIN	430,718	546,181	400,758	0	0	0
1810	Milford-Marion reserv hrmfl algae pilot	124,705	191,818	155,934	0	0	0
1818	Water System Regionalization Feasibility	0	225,000	0	0	0	0
1819	Operator Exam Updates	0	300,000	0	0	0	0
1800	**SUBTOTAL STATE WATER PLAN FUND**	**555,423**	**1,262,999**	**556,692**	**0**	**0**	**0**
2170	HLTH & ENVIR TRN FF-ENVIR	45,157	4,600	4,600	0	0	0
2175	**SUBTOTAL HLTH & ENVIR TRN FF-ENVIR**	**45,157**	**4,600**	**4,600**	**0**	**0**	**0**
2380	SUBSURFACE HYROCARBON STRG FD	518,481	376,450	376,450	0	0	0
2381	SALT SOLUTION MINING FEE	94,456	18,550	18,550	0	0	0
2228	**SUBTOTAL SUBSURFACE HYDROCARBN STRG FD**	**612,937**	**395,000**	**395,000**	**0**	**0**	**0**
2085	PUBLIC WATER SUPPLY FF	166,053	191,475	191,475	0	0	0
2284	**SUBTOTAL PUBLIC WATER SUPPLY FF**	**166,053**	**191,475**	**191,475**	**0**	**0**	**0**
2280	NUCLEAR SFTY EMER PREP SP REV	8,941	0	0	0	0	0
2415	**SUBTOTAL NUCLEAR SFTY EMER PREPAR SPRVF**	**8,941**	**0**	**0**	**0**	**0**	**0**
2798	WATER PROGRAM MANAGEMENT FD	743,736	786,031	813,230	0	0	0
2798	**SUBTOTAL WATER PROGRAM MANAGEMENT FD**	**743,736**	**786,031**	**813,230**	**0**	**0**	**0**
4200	EPA WATER RELATED GRNTS FDF	196,712	163,329	170,235	0	0	0
3086	**SUBTOTAL WTR POLL CTL-INRST/TRBL**	**196,712**	**163,329**	**170,235**	**0**	**0**	**0**
3260	EPA-WATER RELATED GRNTS FDF	278,028	328,725	338,025	0	0	0
3254	**SUBTOTAL WTR QUALITY MGMT PLNG**	**278,028**	**328,725**	**338,025**	**0**	**0**	**0**
3267	OFGF-ENVIR READINESS GRNT	19,133	0	0	0	0	0
3267	**SUBTOTAL ENVIR INFO EXCHNG NTWRK**	**19,133**	**0**	**0**	**0**	**0**	**0**
3288	EPA UDRGRD INJECT CONTROL FDF	350,783	377,013	395,151	0	0	0
3289	EPA 106 WATER POLLUTN CTL FDF	1,267,935	970,445	1,010,373	0	0	0
3295	WATER SUPPLY FDF	365,583	379,386	379,386	0	0	0
3295	**SUBTOTAL 66.605-PERFORM PRTNRSHP GRTS**	**1,984,301**	**1,726,844**	**1,784,910**	**0**	**0**	**0**
3655	SM & DISADV COMM DRINKING WTR	680,480	1,054,299	1,054,299	0	0	0
3655	**SUBTOTAL SM & DISADV COMM DRINKING WTR**	**680,480**	**1,054,299**	**1,054,299**	**0**	**0**	**0**

BOW

406/410 series report

Dept. Name: Water
Agency Name: Health & Environment--Environment
Agency Reporting Level: 22730
Version: 2028-A-02-00265

Date: 09/02/2026
Time: 13:08:05

Division of the Budget
KANSAS

Fund Code	FUND/ACCOUNT TITLE	FY 2026 Actuals	FY 2027 Adjusted Budget Request	FY 2028 Adjusted Budget Request	null	null	null
3601	LEAD TST SCHL/CHLD CARE WATER	3,644	0	0	0	0	0
3670	**SUBTOTAL LEAD TST SCHL/CHLD CARE WATER**	**3,644**	**0**	**0**	**0**	**0**	**0**
3940	EPA NON-PNT SOURC IMPL PRG FDF	85,997	131,753	139,149	0	0	0
3889	**SUBTOTAL NONPNT SOURCE IMPL GRT**	**85,997**	**131,753**	**139,149**	**0**	**0**	**0**
3926	STRENGTHEN US PUBLIC HEALTH FD	6,203	0	0	0	0	0
3926	**SUBTOTAL STRENGTHEN US PUBLIC HEALTH FD**	**6,203**	**0**	**0**	**0**	**0**	**0**
8310	KWPC ADMIN EXPENSE	490,376	619,283	647,723	0	0	0
7960	**SUBTOTAL KWPC REVOLVING FUND**	**490,376**	**619,283**	**647,723**	**0**	**0**	**0**
8400	KWPC SURCHG SERVICE FEES	2,858,010	2,836,878	2,941,881	0	0	0
7961	**SUBTOTAL KWPC SURCHARGE FUND**	**2,858,010**	**2,836,878**	**2,941,881**	**0**	**0**	**0**
8510	KPWS ADMIN EXPENSE	748,499	873,933	901,661	0	0	0
8511	KPWS TECH ASSISTANCE	172,767	173,260	173,260	0	0	0
8512	KPWS STATE PGM MGMT	990,253	1,470,330	1,542,146	0	0	0
8513	KPWS OTHER AUTHZD ACTIVITIES	641,710	677,956	683,181	0	0	0
7968	**SUBTOTAL KPWS REVOLVING FUND**	**2,553,229**	**3,195,479**	**3,300,248**	**0**	**0**	**0**
8600	KPWS SURCHRG SERVICE FEES	1,441,908	1,682,800	1,736,541	0	0	0
8602	KPWS SURCHARGE LOF	16,828	15,000	15,000	0	0	0
7969	**SUBTOTAL KPWS SURCHARGE FUND**	**1,458,736**	**1,697,800**	**1,751,541**	**0**	**0**	**0**
2614	**TOTAL MEANS OF FUNDING**	**12,870,099**	**14,519,382**	**14,220,998**	**0**	**0**	**0**

BOW

Overview of Program

Mission: To protect and improve the health and environment for all Kansans by responding to emergencies caused by the release of hazardous substances and pollutants and investigating, restoring and remediating contaminated or unsafe sites.

The work of the **Bureau of Environmental Remediation (BER)** is focused on remediation of soil and groundwater contaminated by releases of pollutants and hazardous substances to the environment. The bureau accomplishes its work with various funding sources including grants from the US Environmental Protection Agency, the US Department of Defense, the US Department of Agriculture, the US Department of the Interior, fee-specific sources and reimbursements and settlements by responsible parties.

ASSESSMENT AND RESTORATION SECTION

The Assessment and Restoration Section is responsible for administering numerous environmental programs including Dry Cleaning, Natural Resource Damage, Orphan Sites, Right-to-Know, Site Assessment, Spill Response, and Superfund programs. Protection of human health and natural resources of the State, and property restoration for future economic redevelopment all play an important part of the Section's objectives. Various federal, state and fee-specific sources fund the assessment and remedial action activities of the Assessment and Restoration Section.

CORE (3040/300F) - The EPA provides funding to the State by a cooperative agreement intended to provide funding for general, non-site-specific support activities for Superfund-related programs. The state match is 10 percent from the State General Fund.

Dry Cleaning Facility Release Trust Fund - (7407/7250) - The Dry Cleaning Environmental Response Act establishes a fund to provide for assessment and remediation of contamination from dry cleaning facilities. The Act also established performance standards for the dry cleaning industry. A dedicated fund was created based upon an environmental surcharge of 2.5 percent of gross receipts from dry cleaning services and a fee on purchases of dry cleaning solvent.

Environmental Stewardship Fund (7396/7096) - Environmental Stewardship funding is used when emergency actions are necessary or appropriate in response to an environmental threat to public health or safety; allows State-led programs to investigate, monitor, remediate and perform long-term care actions at orphan sites; provides state matching funds and long-term care actions at federal remedial actions (currently 10 percent of remedial action costs and 100 percent of long-term operation and maintenance); and provides for the administrative, personnel and contractual service expenses incurred in undertaking the provisions the Program. Revenue generated for the Fund is from the Environmental Assurance Fee established by statute.

Natural Resources Damages Trust Fund (7265/7268)
The Natural Resources Damages Trust Fund, established by K.S.A. 75-5672, was created to provide for the replacement or restoration of natural resources that have been injured by the release of a contaminant. It consists of funds obtained through settlements and/or agreements to provide funds to restore state-wide natural resources or site-specific activities at the contaminated site to protect public health and the environment. The Assessment and Restoration Section primarily uses these funds for state natural resource restoration.

Pre-Remedial Multi-Site Cooperative Agreement (3040/712F) - A Multi-Site Cooperative Agreement between KDHE and the EPA is the major funding source for performing initial assessments of identified sites. The program conducts assessments on sites received by KDHE through citizen complaints, reported releases of contaminants, environmental assessments from property transfers, local government requests, and referrals from other state or federal agencies. The primary objectives of these assessments are to determine if a site poses a threat to human health and/or the environment and requires future remedial action by another program. This program allows KDHE to assess complaints and environmental issues to ultimately determine whether additional action is necessary. No state match is required.

Right-to-Know (2325/2325) - The Right-to-Know program collects and maintains information regarding chemical storage and toxic release inventory from facilities in Kansas. This data is made available to Local Emergency Planning Commissions, local emergency management, first responders and others to assist them in emergency preparedness. The information collected by KDHE allows emergency responders to have accurate information regarding any dangerous or extremely dangerous chemicals that may be stored in a building that is on fire or at risk of explosion or damage and is vital to protect the health and safety of local emergency responders in cities and counties in the state. This information is also available to all Kansas residents who wish to learn about hazardous chemicals in their communities.

State General Funds (1000/0300)

- The spill response program is funded from the State General Fund. Hundreds of spills are reported to the section each year. KDHE provides technical assistance regarding cleanup, transport, or disposal of spilled materials. Both district office staff and central office staff provide on-site response when necessary. Experience indicates that spills will continue to occur from transportation accidents, industrial activities, pipeline failures and other incidents. Annual operations include field inspection of spill incidents and directing the responsible party's cleanup procedures. KDHE ensures that spill response protects the environment and long-term public health through proper cleanup and disposal of the contaminant and contaminated material. As part of this program the agency provides 24-hour, 7-day-a-week telephone coverage to accept calls and provide response to spills and complaints.

- The State General Fund is also used for the limited performance of emergency removal activities at sites that are not eligible for State Water Plan or Environmental Stewardship funds. Such activities include state oversight and technical assistance at sites where a responsible party is

funding the emergency action, or a site where soil is contaminated with a highly toxic contaminant, but water resources are not at risk, or a site where abandoned toxic materials are found. The Section coordinates with and assists the EPA with immediate removals that exceed the scope of the State's resources. When assisting the EPA, state resources are typically limited to support equipment, lab analysis, and salaries of staff assisting in the removal activity.

- Provides the required match of 10 percent on EPA cooperative agreements and Superfund contracts.

State Water Plan (1800/1802) – State Water Plan (SWP) funding is used for emergency response activities where there is an immediate danger to human health and/or the environment and to provide alternative water supplies to citizens with impacted drinking water. SWP funding is also used for performing assessments, investigations, remedial designs, remedial action and monitoring at contaminated orphan sites. Orphan sites are sites where a Potentially Responsible Party (PRP) cannot be identified or is unable to address the contamination issues at the site

Support Agency Cooperative Agreement (SACA) Grant – Federal-Lead Sites (3040/301F) - The EPA provides site- and activity-specific funding for state management assistance activities at federal-lead Superfund sites. Activities include support and assistance to EPA that range from providing comments on work plans and reports to assisting in public meetings and briefings.

REDEVELOPMENT SECTION

The Redevelopment Section is responsible for performing assessments and corrective action at sites with actual or potential environmental contamination through the Brownfields and Voluntary Cleanup and Property Redevelopment Programs. The Section also provides oversight of long-term stewardship through the Environmental Liability Release, Environmental Use Control and Risk Management Programs. The Surface Mining Office in Frontenac is responsible for regulation of active coal mining, reclamation of abandoned coal mines, and abatement of hazards related to past coal mining. Reclamation costs per site may run from a few thousand dollars to millions of dollars. Protection of public health and natural resources of the state, and property restoration for future economic redevelopment all play an important part in the Section's objectives. Various federal, state, and fee-specific sources and voluntary party reimbursements fund the numerous program activities of the Redevelopment Section.

Contaminated Property Redevelopment Act (7527/7230) – This act was signed into law on May 9, 2016. The Act authorizes KDHE to issue Certificates of Environmental Liability Release (CELR) to certain prospective purchasers of contaminated properties. A CELR releases a prospective purchaser of a contaminated property from liability for environmental contamination from the State of Kansas. CELRs do not apply to lead-based paint, asbestos or radiological materials. CELRs have no effect on third-party liability, liabilities assumed through contractual means, or liability to local governments or the United States. The purpose of the program is to encourage redevelopment and reuse of contaminated properties while allowing for

cleanup actions at contaminated sites. The funding source for the state fee fund is derived from an application fee paid for by the applicant. This funding allows KDHE staff to review and process CELR applications and determine eligibility of the prospective purchasers of these contaminated properties.

Environmental Use Control Program (2292/2310) – The Environmental Use Control Act, enacted in 2003, establishes a voluntary mechanism and funding to provide long-term stewardship at properties where residual contamination remains. The program encourages redevelopment and reuse of contaminated properties through land use controls voluntarily placed on property that has undergone cleanup actions but where residual contamination remains above unrestricted use levels. The funding source for the state fee fund is derived from a one-time payment from the landowner of the impacted property to KDHE (the payment amount is defined in the statute). Large, complex properties that may require a long-term care agreement may have a one-time payment or annual payments. The funding allows KDHE staff to periodically inspect, monitor and track the environmental use controls for the property to ensure the agreed-upon requirements are being met. Many of these requirements will remain on the property in perpetuity.

Risk Management Program (RMP) (7402/7402) - The Risk Management Program provides a mechanism for the long-term care and management of low-risk, low-priority sites following source reduction and complete delineation of any associated environmental contamination. As established in the Risk Management Program Act, the funding source for the state fee fund is derived from a one-time payment from the program participant and interest attributable to the investment of money in the Fund. Risk Management Program funds allow staff to: review program applications; provide oversight of risk management plans; implement risk management plans upon failure of the participant; and develop, operate, and maintain a risk management plan tracking system. The funding may also be used for activities performed by the Secretary to address immediate or emergency threats to human health, or the environment related to properties subject to risk management plans and administration and enforcement of the provisions of the Act.

State General Fund (1000/0300) – Limited uses include performance of oversight activities, customer service activities, complaints, answering general questions, and conducting open records requests.

State Response Grant (3370/395G) - The Federal Small Business Liability Relief and Brownfields Revitalization Act (SBLRBRA) was signed into law on January 11, 2002, and authorizes a grant program awarded and administered by the EPA to establish and enhance State Response Programs within the Redevelopment and Remedial Sections that address the assessment, cleanup and redevelopment of Brownfields sites and other contaminated sites as defined by the law. Funding is provided to KDHE to assist municipalities, non-profit organizations, and other governmental entities to perform due diligence activities on property targeted for redevelopment and/or reuse. The funding is a key component to promote the redevelopment and reuse of underutilized properties across the State of Kansas. Other uses of the funding include the ability to enhance the capacity of existing state response programs through non-site-specific activities. No state match is required.

Surface Mining - Abandoned Mined Land Reclamation Fund (3821/306AB) - This federal grant funds the Abandoned Mine Land (AML) Program which addresses hazards to the health and safety of the public created by past coal mining. Past coal mining is defined as any coal mining that occurred prior to 1977 or the inception of the federal law. During recent years a small portion of the AML budget has been approved for use in resolving hazards related to former lead and zinc mining. The AML Program also contains an Emergency Program. This program is designed to alleviate any hazards that are of an emergency nature and occur in a sudden manner. This would include, but is not limited to, subsidence under homes or under roadways. Due to the nature of these problems, they are handled as expeditiously as the law allows.

Surface Mining - State General Fund (1000/2640300), Mined Land Conservation and Reclamation Fee Fund (2233/2220), and National Surface Mining Control and Reclamation Fund (3820/820AB) - The Mined Land Conservation and Reclamation Fee Fund (2233) is used in conjunction with the State General Fund to provide the required state matching funds (50.0 percent) for the Administration and Enforcement Program funded from the National Surface Mining Control and Reclamation Fund for the regulation of active mines. The law requires that states maintain a viable program in order to receive federal funding for their Abandoned Mine Land Programs (approximately $3.0 million annually). The active mining program is to ensure operator compliance with all applicable state and federal regulations governing the mining and reclamation of coal mines.

Surface Mining - Mined Land Reclamation Fund (Bond Forfeiture) (2685/2560) - The proceeds in this funding source are derived from forfeitures of bonds from operators of coal mines who do not reclaim mined lands as required under state and federal laws. Funds are used for design, construction, and maintenance of such lands.

Surface Mining- Funding from the Bipartisan Infrastructure Law - The law allocates a total of $11.3 billion in AML funding over 15 years, which will help communities eliminate dangerous environmental conditions and pollution caused by past coal mining. The Kansas share for the second year is $4,852,291. This historic funding allocation will address many of the inventoried abandoned mine lands in Kansas. KDHE will utilize this funding to address selected larger projects that have not been previously started due to cost estimates that far exceed Kansas' regular annual AML allocation.

Voluntary Cleanup and Property Redevelopment (2288/2120) - The Voluntary Cleanup and Property Redevelopment Act establishes a mechanism and funding to address low- to moderate-priority sites. The program is intended to assist voluntary parties who have environmental contamination on their property that needs addressed through investigation and cleanup processes. An application fee of $200 is required to review eligibility and an initial deposit is provided by the voluntary party of up to $5,000 to be used to fund KDHE staff for the review and oversight of the cleanup of the contaminated property. Initial deposits not used are returned to the voluntary cleanup party upon closure of a project. The voluntary agreement is non-negotiable and must be signed by the voluntary party and KDHE. Under the agreement, the voluntary party agrees to fund investigation and cleanup activities required by KDHE pertaining to environmental contamination at the site, including the costs incurred for KDHE staff's oversight of cleanup activities. Oversight activities may include personnel time, per diem, travel, sampling costs, administrative costs, etc. Fees collected and allowable

uses of the fees are governed by the terms of the voluntary agreement and are invoiced quarterly, once the initial deposit amount is spent down to $2,000 or less. The voluntary cleanup process encourages the redevelopment and reuse of cleaned properties through a "No Further Action" letter issued by KDHE to the voluntary party. Economic redevelopment and reuse of contaminated properties is one of the important objectives of the program.

REMEDIAL SECTION

The Remedial Section is responsible for investigation, cleanup, and monitoring of contaminated sites throughout Kansas. Site cleanup duration varies from years to decades depending on the site conditions and contaminants. Costs may run from a few thousand dollars to millions of dollars. Protection of public health and natural resources of the State, and property restoration for future economic redevelopment all play an important part of the Section's objectives. Various federal, state, and fee-specific sources and responsible party reimbursements fund the numerous program activities of the Remedial Section.

DSMOA Funding (3067/303M) – The United States Department of Defense provides funding for KDHE to provide oversight and technical guidance at active military installations and formerly used defense sites. Funding is used to support staff in the review and oversight of these projects.

Environmental Response Fund - State Cooperative Program (2662/2435) - The State Cooperative Program is used to address high-priority sites that require action by a Potentially Responsible Party (PRP). A PRP is responsible for addressing the contamination and is financially liable for performing remedial activities at a site. Under the State Cooperative Program, after an order or agreement is negotiated and executed, the PRP agrees to fund cleanup activities required by KDHE pertaining to environmental contamination at the site, including the costs incurred for KDHE staff's oversight of the activities. Oversight activities may include personnel time, per diem, travel, sampling costs, administrative costs, etc. Fees collected and allowable uses of the fees are governed by the terms of the consent agreements/orders and the Environmental Response Act. Industry participates in the KDHE State Cooperative Program to preclude possible enforcement or Superfund action by the U.S. Environmental Protection Agency (EPA). The program provides alternatives for PRPs to address their issues outside federal purview. A Memorandum of Understanding between KDHE and EPA provides assurance to the responsible party that EPA will not become involved.

Natural Resources Damages Trust Fund (7265/7270)
The Natural Resources Damages Trust Fund, established by K.S.A. 75-5672, was created to provide for the replacement or restoration of natural resources that have been injured by the release of a contaminant. It consists of funds obtained through settlements and/or agreements to provide funds to restore state-wide natural resources or site-specific activities at the contaminated site to protect public health and the environment. The Remedial Section primarily uses these funds for corrective action activities at specific contaminated sites.

State General Fund (1000/0300) – Limited uses include performance of oversight activities, customer service activities, complaints, answering general questions, and conducting open records requests.

State Response Grant (3370/395F) - The federal Small Business Liability Relief and Brownfields Revitalization Act (SBLRBRA) was signed into law on January 11, 2002, and authorizes a grant program awarded and administered by the EPA to establish and enhance State Response Programs within the Redevelopment and Remedial Sections that address the assessment, cleanup and redevelopment of Brownfields sites and other contaminated sites as defined by the law. The Remedial Section primarily uses this funding to enhance the capacity of existing state response programs through non-site-specific activities. No state match is required.

USDA Contract (3095/545R) – A contract with the United States Department of Agriculture (USDA) provides funding for KDHE to provide oversight and technical guidance at 145 former federal grain bin storage facilities. Contamination is present in soil and groundwater at a majority of these facilities. There are several hundred additional USDA sites that need to be addressed in the future. Sites are addressed similarly to the State Cooperative Program. Funding is used to support staff for the review and oversight of these projects.

STORAGE TANK SECTION

The Storage Tank Program is responsible for corrective action at leaking petroleum storage tanks sites and for permitting of storage tanks containing petroleum and hazardous substances. Tank owners must demonstrate that they have complied with program requirements before permits are issued each year. There are several funding sources for the various aspects of the Program.

Aboveground Petroleum Storage Tank Release Trust Fund (AST Trust) (7398/7070) - The AST Trust Fund provides for the reimbursement of tank owners/operators for the approved cost of corrective action taken as a result of leaking aboveground petroleum storage tanks. The Fund also has provisions for the Agency to take emergency action when needed and associated administrative costs. Revenue generated for the Fund is from the Environmental Assurance Fee established by statute.

Kansas UST Property Redevelopment Fund (UST Redevelopment fund) (7397/7080) – The UST Redevelopment fund provides money to owners of property for proper closure of underground storage tanks (USTs) when program requirements are met. The Fund has provisions to allow the Agency to remove abandoned USTs and associated administrative costs. The Fund also provides money for partial reimbursement of costs to replace single-wall UST systems with double-wall UST systems. Revenue generated for the Fund is from the Environmental Assurance Fee established by statute.

Leaking Underground Storage Tank Prevention Grant (LUST Prev) (3732/861M) - The EPA provides a federal grant to the State, which requires a 25.00 percent match from State General or Storage Tank Fee Funds, to finance underground petroleum storage tank regulatory and permitting activities. Tanks containing petroleum products or regulated chemicals must be registered and in compliance with leak detection and other standards by the assigned compliance dates. Program staff provide direction regarding tank closure requirements and issue permits for new tank systems or upgrades of existing tanks. Permit fees are collected and deposited to the Storage Tank Fee Fund which offset the amounts expended for the program match.

Leaking Underground Storage Tank Corrective Action Grant (LUST CA) (3812/930M, 931M, 932M) - The LUST CA grant from the EPA provides funds for investigation and remediation of contamination caused by leaks from underground petroleum storage tank systems. LUST funding is used primarily for agency staffing and to address sites where the responsible party is unable or unwilling to perform corrective action. The grant has cost recovery provisions for state actions taken at sites where the responsible party has refused to perform necessary corrective action. The match is 10.00 percent which is paid from the UST Trust Fund.

State General Funds (1000/0300) – The State General Fund historically provides a match (25.00 percent) on the federal LUST Prevention grant.

Storage Tank Fee Fund (2293/2090) – Funding is generated by a registration/permitting fees and penalties for aboveground and underground storage tanks. Beginning July 1, 2021, fees collected through the UST program are now deposited in this fund. Money in the Storage Tank Fee Fund is used for aboveground and underground storage tank registration/permitting and management. Funds may also be used for enforcement and prevention of releases from storage tanks and administration of the Storage Tank Act. Funds are used to enhance outreach efforts to the regulated community, contribute to the costs of implementing, operating and maintaining a new online database for AST and UST users and support of UST compliance, inspections and enforcement.

Underground Petroleum Storage Tank Release Trust Fund (UST Trust) (7399/7060) - The UST Trust Fund provides for the reimbursement of tank owners/operators for the approved cost of corrective action taken as a result of leaking underground petroleum storage tanks and acts as a mechanism for tank owners/operators to demonstrate compliance with federal financial responsibility requirements. Match (10 percent) for the federal Leaking Underground Storage Tank grant is also provided from this fund. The Fund also has provisions for the Agency to take emergency action when needed and associated administrative costs. During the 2007 legislative session, the statute was amended to allow the Fund to provide for costs associated with additional enforcement, reporting, and operator training required by the federal Energy Policy Act of 2005. Revenue generated for the Fund is from the Environmental Assurance Fee established by statute.

ADMINISTRATION

The Administration Section performs overall program planning; policy and decision making; and implementation of administrative, financial, contractual, and budgetary procedures for the bureau. These activities are funded by the State General Fund when the expenses are not approved under a specific grant or fee fund.

This Section includes technical services staff that perform engineering, quality assurance of quality control (QA/QC), and enforcement activities for the Bureau. Such activities include the review of the design for remedial systems at remediation projects, including leaking storage tank sites, hazardous waste sites and other remedial sites. Activities also include QA/QC review at all stages of the remedial process, enforcement activities to ensure compliance with the law, consent agreements, contracts, etc. Funding for these activities is from the program that receives the benefit of the work.

FY 2026 Achievements:

1. **Federal Facilities Program** – The KDHE Federal Facilities Program worked with the Army and Air Force to provide oversight of their facilities. KDHE placed draft decision documents for 27 sites proposing No Further Corrective Action Planned Determinations out for public comment for the former Sunflower Army Ammunition Plant near De Soto. Other work currently in progress at Sunflower includes excavation of contaminated soils at numerous sites and a site-wide evaluation of groundwater quality.

2. **The Kansas Underground Storage Tank (UST) Property Redevelopment Trust Fund -** The UST Property Redevelopment Trust Fund provides financial assistance to property owners to permanently close abandoned underground storage tanks on their property. The program encourages reuse of abandoned gas station properties, assists cities and towns with property redevelopment, encourages real estate transactions of properties with USTs, reduces or removes environmental liabilities from properties with USTs, satisfies the federal regulatory burden of obtaining permanent closure of out of service USTs, and identifies sites with petroleum-impacted soil and groundwater. The Program assists property owners in redeveloping their property by providing reimbursement of 90 percent of the cost up to $25,000 for removal of abandoned USTs. During FY26, 10 applications were received. UST removals and/or abandonment were completed at 4 properties for a total of 11 USTs removed. To date, over $3.1M has been reimbursed to property owners through this Fund. The UST Property Redevelopment Trust Fund also provides funds for partial reimbursement of costs to replace single-wall UST systems with double-wall UST systems. Double-walled tanks have space between the inner and outer tank walls equipped with sensors that detect the presence of fuel, facilitating leak detection before fuel is released to the environment. Reimbursement is limited to $100,000 per facility. During FY26 1 application was received. 1 property upgraded to double-walled tanks through this program for a total of 5 tank replacements. To date, over $4.25M has been reimbursed to property owners through the double-wall upgrade program.

3. **Kansas UST Operator Training Program -** The federal Energy Policy Act of 2005 required operators of underground petroleum storage tanks to complete training for operating their tanks. The agency has worked with the Fuel True: Independent Energy and Convenience to develop and provide training for owners and operators to meet the federal requirement. In FY26, the program held 24 operator training classes and trained 819 UST operators. Since classes were first held in 2007, the program has trained 13902 UST operators.

4. **Abandoned Mine Land (AML) Projects -** Over the past year, the Surface Mining Program has worked on the remediation of 2,400 linear feet of Priority 2 dangerous highwalls associated with public roads, with over 53.1 associated acres reclaimed. AML reclamation projects White-Fast and Barnes were completed along with Garrett's Corner Seeding. Reclamation is ready to begin on 4 additional projects. During this period, engineering was completed on 3 AML reclamation projects, with an additional 2 projects still in development. Other projects completed during the year were the abatement of hazards associated with 70 coal vertical openings, 5 lead and zinc vertical openings, 23 vertical openings that qualified as an emergency response, and conducted 45 emergency complaint investigations.

5. **Orphan Site Program (OSP) –** The OSP bid out 71 projects in FY 26, including twenty investigations, two monitoring well installations, 8 remedial actions/remedial designs, thirty-nine long term monitoring events, and two maintenance projects. The Orphan Site Program closed 64 projects actions including eight investigations, four monitoring well installation, one remedial design, six remedial actions, three system maintenances, four site closures, and thirty-nine monitoring projects. The remedial actions included the removal of petroleum and heavy metals contaminated soil affecting groundwater in Caney, remediation of an on-site repository for soil contaminated with heavy metals in Ft. Scott, remediation of petroleum impacted soils in Topeka, allowing development of a Kansas Department of Transportation bridge project, and removal of lead contaminated soil in Iola and Pittsburg.

6. **Dry Cleaning Program –** The Kansas Dry Cleaning Program completed a vapor intrusion mitigation project (Oak Park Cleaners) at a shopping center in Overland Park. The program continues remedial installation work in Wichita (Apparel Master) and Manhattan (Cinderella Cleaners & Stickel Cleaners) and expects these remedial installations to be complete before end of calendar year 2026.

7. **Right-to-Know (RTK) Program** – The RTK Program has collected hazardous chemical data on 21,000 facilities and received reports from 323 facilities regarding toxic chemical releases. Since becoming fee funded, the RTK section has increased its facility inspection activities and outreach activities.

Goal #1: To identify and inspect reports of environmental contamination, including reports of contaminated water resources and soil; and identify and inspect reports of hazards to the health, safety, and general welfare of the public. Based on the identification, ensure the voluntary or responsible party performs assessment and corrective action in order to protect the health and safety of the public and restore and maintain the quality of the waters and other natural resources of the State.

Objective #1:

Identify sources of contamination and the potentially responsible party through inspection and assessment of the reported contamination and potential threat to human health and the environment.

Strategies for Objective #1:

1. Respond to complaints and assess newly identified sites/problem areas to determine the potential risk to the public health and environment, source of the contamination and update public record/site inventories.
2. Identify Potentially Responsible Parties (PRP) and negotiate consent orders or interim agreements whereby the PRP or voluntary party will be responsible for the performance of assessment and remedial actions.
3. Review and determine eligibility of applications to the Voluntary Cleanup and Property Redevelopment Program.

OUTCOME MEASURES

	Actual 2024	Actual 2025	Actual 2026	Estimated 2027	Estimated 2028
# of sites in the Site Assessment Program	13	37	30	35	35
# of sites on the Public Record/Identified Sites List (cumulative)*	3,594	3,639	3,769	3,825	3,900

OUTPUT MEASURES

	Actual 2024	Actual 2025	Actual 2026	Estimated 2027	Estimated 2028
# of new sites identified for Pre-Remedial site assessment/year	14	24	23	30	30
# of Pre-Remedial reports completed/year	22	29	40	45	50
# of VCP agreements/SCP Orders signed per year	7	11	11	10	10

Objective #2:

Investigate contamination and design/construct/implement the selected corrective action/cleanup remedy at contaminated sites and mine land sites.

Strategies for Objective #2:

1. Oversee PRPs who gather and analyze data on the types and quantities of wastes present at the site, the hydrogeological characteristics of the site, human health and environmental risks, and any other information needed to adequately characterize the site.
2. Develop specific cleanup alternatives that are protective of human health and the environment and comply with Federal and State laws. Analyze and compare each alternative to determine their overall protection of human health and the environment, their effectiveness in the short- and long-term, their use of permanent treatment solutions, their reduction of toxicity, mobility and volume of contamination, and their technical feasibility and cost.
3. Evaluate and approve the selection, design and construct/implement the recommended remedy to remediate properties for redevelopment and reuse purposes (Remedial/Corrective Action).
4. Oversee routine monitoring activities at sites to determine if the site conditions have deteriorated to the extent that the threat to human health or the environment is unacceptable.
5. Review and determine eligibility of applications to the Environmental Use Control Program.
6. Review and determine eligibility of applications to the Risk Management Program.

OUTCOME MEASURES

	Actual 2024	Actual 2025	Actual 2026	Estimated 2027	Estimated 2028
# of properties participating in the Federal Facility, Voluntary Cleanup, State Cooperative and Risk Management Programs	954	949	950	1,000	1,000
# of Acres remediated through Voluntary Cleanup and State Cooperative Programs/year	12	92	336	50	50
# of Federal Facility, Voluntary Cleanup and State Cooperative Program sites resolved per year	8	18	29	20	20

OUTPUT MEASURES

	Actual 2024	Actual 2025	Actual 2026	Estimated 2027	Estimated 2028
# of reports reviewed in Federal Facility, Voluntary Cleanup and State Cooperative Program per year	917	1,324	1,294	1,000	1,000
No Further Action Determinations issued, Voluntary Cleanup Program/year (#)	4	17	13	15	15
# of Environmental Use Control agreements signed/year	8	7	11	10	10

Goal #2: Provide funding and technical assistance with state and federal funds to perform assessment and corrective action in order to protect the health and safety of the public and restore and maintain the quality of the waters and other natural resources of the state. Promote redevelopment of properties by providing technical and fiscal assistance for identifying, assessing and clearing properties where the expansion, redevelopment, or reuse of may be complicated by the presence or potential presence of a hazardous substance, pollutant, or contaminant.

Objective #1:

Assess and prioritize immediate- and long-term health, public safety hazards and environmental risks involving exposure to environmentally contaminated sites. Investigate, design, and construct/implement the selected corrective action/cleanup remedy at contaminated sites and abandoned mine land sites.

Strategies for Objective #1:

1. Respond to complaints and assess newly identified sites/problem areas to determine the potential risk to the public health and environment and update public record/site inventories.
2. Establish and maintain site prioritization and cleanup criteria.
3. Enter into consent agreements with petroleum tank owners/operators whereby the owner/operator agrees to perform corrective action according to the plan approved by the Department.
4. Review and approve owner/operator applications to the Drycleaner Facility Release Trust Fund and provide financial support for the cost of corrective action.
5. Review and approve owner/operator applications for Underground Storage Tank (UST)/Aboveground Storage Tank (AST) trust fund eligibility and provide financial assistance for the cost of corrective action.

6. Gather and analyze data on the types and quantities of wastes present at the site, the hydrogeological characteristics of the site, human health and environmental risks, and any other information needed to adequately characterize the site.
7. Develop specific cleanup alternatives that are protective of human health and the environment and comply with Federal and State laws. Analyze and compare each alternative to determine their overall protection of human health and the environment, their effectiveness in the short- and long-term, their use of permanent treatment solutions, their reduction of toxicity, mobility and volume of contamination, and their technical feasibility and cost.
8. Select, design and construct/implement the selected remedy (Remedial/Corrective Action).
9. Conduct routine monitoring activities at lower-priority sites to determine if the site conditions have deteriorated to the extent that the threat to human health or the environment is unacceptable.
10. Inquiries, requests for assistance, complaints regarding potential contaminated sites/problems, etc., from the public will be handled in a prompt, friendly, professional, and courteous manner.

OUTCOME MEASURES

	Actual 2024	Actual 2025	Actual 2026	Estimated 2027	Estimated 2028
# of petroleum storage tank release trust fund sites where closure levels have been attained /year	36	22	44	55	55
# of petroleum storage tank release sites under KDHE oversight	1,034	1,033	1,006	1,010	1,010
# of Dry Cleaning and Orphan Program sites under KDHE oversight	341	444	347	343	340
# of Abandoned Mine Land projects completed	3	6	3	6	5

OUTPUT MEASURES

	Actual 2024	Actual 2025	Actual 2026	Estimated 2027	Estimated 2028
# of Orphan and Dry Cleaning sites added per year	6	3	4	5	3
# of new petroleum storage tank release trust fund sites (underground and aboveground) approved for financial assistance for corrective action / year	15	23	17	25	25
# of Orphan and Drycleaner Program reports reviewed/year	266	215	391	350	350
#of Abandoned Mine Land acres undergoing reclamation/year	51	151	53	100	100

Objective #2:

Promote redevelopment of properties by providing technical and fiscal assistance for identifying, assessing and clearing properties where the expansion, redevelopment, or reuse of may be complicated by the presence or potential presence of a hazardous substance, pollutant, or contaminant.

Strategies for Objective #2:

1. Provide training and outreach to educate the public and communities about opportunities to promote the redevelopment and reuse of potentially contaminated properties.
2. Prepare and disseminate educational materials and provide technical assistance to the regulated community, municipalities, retailers, and the public regarding services available through the Agency.
3. Provide technical assistance to assist local communities with evaluating the environmental impact of potentially contaminated properties being considered for redevelopment and reuse.
4. Perform cleanup actions within the Brownfields Program to remediate properties for redevelopment and reuse purposes.

OUTCOME MEASURES

	Actual 2024	Actual 2025	Actual 2026	Estimated 2027	Estimated 2028
# of acres available for reuse through the CELR Program/year	609	198	951	200	200
# of acres available for redevelopment through the State Brownfields Program/year.	22	13	285	100	100

OUTPUT MEASURES

	Actual 2024	Actual 2025	Actual 2026	Estimated 2027	Estimated 2028
# of CELR's issued per year	40	41	48	30	30
# of Brownfields Targeted Assessments completed for local government and non-profit organizations/ year	47	36	29	45	45
# of redevelopment public workshops and training/year	7	8	7	5	5

Goal #3: Prevent or eliminate damages to the health of Kansas citizens and natural resources by enforcement of laws and regulations pertaining to releases from petroleum storage tanks, releases of solvents from dry-cleaning facilities, and compliance with surface mining laws and regulations as they apply to active coal mines within the State.

Objective #1:

Ensure that petroleum storage tanks, dry cleaning facilities, and coal mining operations are in compliance with state and federal laws and regulations.
Strategies for Objective #1:

1. Develop and update compliance regulations as state and federal laws evolve.
2. Develop, maintain and enforce performance standards.
3. Issue operating permits to facilities that are in compliance.

OUTCOME MEASURES

	Actual 2024	Actual 2025	Actual 2026	Estimated 2027	Estimated 2028
% of USTs in substantial compliance with UST regulations	76.3	78.0	80.5	80.0	80.0
# of underground storage tanks (USTs) which have received permits	5,566	5,526	5,563	5,530	5,530
# of aboveground storage tanks registered	9,492	10,640	9,223	10,640	10,640
# of acres of coal mine lands in substantial compliance	1,800	289	289	289	0
% of dry cleaning facilities in substantial compliance with rules and regulations	76.0	50.0	44.0	55.0	55.0

OUTPUT MEASURES

	Actual 2024	Actual 2025	Actual 2026	Estimated 2027	Estimated 2028
# of inspections of UST facilities to determine regulatory compliance	641	633	740	975	975
# of inspections of dry cleaning facilities to determine regulatory compliance	50	10	30	40	35
# of partial and complete inspections at coal mine sites	36	24	12	12	0

Goal #4: Remove or mitigate imminent and substantial threats to public health and the environment in a timely and adequate manner.

Objective #1:

Perform appropriate emergency response actions at spill sites, coal mining sites and emergency response sites.

Strategies for Objective #1:

1. Provide on-site and off-site response, including advice and assistance regarding handling, transportation, and disposal of hazardous substances.
2. Document that spillage was cleaned up to the appropriate standards for health and environmental protection by field inspections, sampling, and record maintenance of all spill incidents.
3. Investigate all reported incidents of alleged coal mining emergencies in a timely manner to determine eligibility for abatement.
4. Design and implement abatement procedures for each coal mining incident determined to be an emergency.

OUTCOME MEASURES

	Actual 2024	Actual 2025	Actual 2026	Estimated 2027	Estimated 2028
% of spills closed/year	60.0	30.3	53.2	75.0	75.0
% of coal mining emergency complaints resolved	100.0	100.0	100.0	100.0	100.0

[1] The spills database hosted on KDEM's WebEOC was not functional from the beginning of the fiscal year until March 2025. The spills team completed adding all entries into WebEOC on June 23, 2025. The district offices will update and close these spills with their information as soon as possible. This event skewed the closure rate.

OUTPUT MEASURES

	Actual 2024	Actual 2025	Actual 2026	Estimated 2027	Estimated 2028
# of spills reported to KDHE and entered into database	650	551	466	475	475
# of coal mining emergency complaints investigated	64	74	45	65	65

Objective #2:

Protect the public health and safety by maintaining data on hazardous substances which are stored at Kansas facilities that may be or are released into the environment.

Strategies for Objective #2:

1. Maintain regulations to be compatible with federal requirements for the Emergency Planning and Community Right-To-Know Act (EPCRA).
2. Collect Tier II hazardous chemical data on an annual basis from facilities and maintain and upgrade the system to receive the data.
3. Collect Toxic Release Inventory (TRI) data on an annual basis from facilities and maintain and upgrade the system to receive the data.
4. Ensure Right-To-Know (RTK) data is made available at all times in an accessible format to local entities and citizens as requested.
5. Ensure all facilities are correctly reporting the required hazardous chemical information.

OUTCOME MEASURES

	Actual 2024	Actual 2025	Actual 2026	Estimated 2027	Estimated 2028
# of Tier II facility reports (tracked by calendar year)	21,500	21,000	21,000	21,000	21,000
# of TRI facility reports (tracked by calendar year)	351	329	323	320	320
# of data users with access passwords to the data	1,950	1,990	2,000	2,000	2,000

OUTPUT MEASURES

	Actual 2024	Actual 2025	Actual 2026	Estimated 2027	Estimated 2028
% of facilities in Kansas reporting required Tier II data. (calendar year)	98.0	99.0	99.0	99.0	99.0
% of facilities in Kansas reporting required TRI data. (calendar year)	100.0	100.0	100.0	100.0	100.0
# of outreach or audit/inspection activities to assist with or verify reporting	96	100	125	100	100
% of requests for data responded to within Kansas Open Records Act (KORA) guidelines for timeliness	100.0	100.0	100.0	100.0	100.0
# of regulatory updates completed to maintain compatibility with EPCRA	0	0	0	0	0

EXPENDITURE JUSTIFICATION

Account Code 51000 – 51990: Salaries and Wages

Summary: The Bureau of Environmental Remediation requests funding for 110.00 FTE and 0.00 Non-FTE. The positions in this program provide services to citizens of the State by performing oversight of corrective actions and emergency response at contaminated sites throughout the State, the regulation of underground and aboveground petroleum storage tank facilities and coal mining companies, and abatement of hazards at abandoned coal mines.

FY27: Salaries and wages, including approved salary increases, are calculated in accordance with Division of Budget guidelines and cost indices and include longevity bonuses.

FY28: Staffing continues at the same level as FY27. Salaries and wages are calculated in accordance with Division of Budget guidelines and cost indices and include longevity bonuses.

Account Code 52000 – 52990: Contractual Services

Summary: A major portion of this request is for professional services by contractors pertaining to investigations and remedial actions at contaminated sites and contracts for cleanup, transport, and disposal of waste. Professional services include disbursements from the aboveground and underground petroleum storage tank release trust fund to reimburse tank owners/operators who have undertaken remedial action at petroleum storage tank facilities; contractor costs for activities related to investigations of contaminated sites including sample analysis, drilling activities, risk assessments, community relations plans, etc.; contractor costs for remedial design and remedial action; transport and disposal of waste; medical examinations and health monitoring and safety training for staff who perform field work and may be exposed to hazardous or potentially hazardous substances at contaminated or potentially-contaminated sites; and any other services related to remedial activities that the Bureau staff are unable to perform due to the lack of specialized tools or equipment.

In addition to activities performed by contractors at the direction of the Bureau, Bureau staff also perform remedial activities or oversight of contractors performing remedial activities in the field. As a result, substantial in-state travel occurs. Bureau staff travel to respond to emergency situations; investigate and resolve environmental contamination and complaints; oversee and inspect remedial actions performed by responsible party contractors, petroleum tank owner/operator contractors, and state contractors to ensure that contractors are performing as required; attend training seminars and professional meetings and conferences; and inspect underground and aboveground storage tank facilities.

Another portion of this request is for abandoned mined land reclamation in the Surface Mining Unit, which addresses hazards to the health and safety of the public created by past coal mining practices prior to 1977. This is specifically for the reclamation and restoration of land and water resources adversely affected by past coal mining.

Account Code 53000 – 53999: Commodities

Summary: Major expenditures in this category are incurred in order to purchase the wide variety of expendable field supplies and small field equipment that are necessary in the investigation of contaminated sites, emergency response, and spill response. General categories include soil and water sampling supplies and expendable equipment, drilling supplies and equipment, monitoring well supplies and expendable equipment, absorbent pads and booms and other materials as needed to contain spills, and personal protective equipment such as specialized clothing and respirators.

Other major costs in this category include motor vehicle parts and supplies. The Bureau owns a number of motor vehicles for fieldwork, many of which are requiring higher maintenance costs due to the age/mileage of the vehicles. Since the changes in the requirements for the purchase of replacement vehicles, the Bureau has been attempting to stretch the useful life of existing vehicles, which is becoming more and more costly. Also included in this category are gasoline purchases for the vehicles that are used by the Bureau in performing the functions of the programs.

Stationery and office supplies are the other major costs of this category and include purchase of office supplies and computer supplies. Costs are in line with prior year expenditures.

Account Code 54000: Capital Outlay

Summary: This category includes replacement vehicles and remedial equipment installed at sites by KDHE or KDHE contractors. These items may include shallow tray air strippers; off-gas treatments for air strippers; submersible pumps; air sparge pumps; soil vapor extraction pumps; granulated active carbon filtration units; and other similar types of equipment used at sites for cleanup. This equipment will be installed there and will remain on site for a number of years. Other capital outlay consists of office equipment and furniture, and a variety of field equipment such as pumps, portable generators, free product recovery equipment, and drilling or probing replacement equipment.

Account Code 55000: Aid to Local

Summary: Expenditures in this category are for the remediation of groundwater contamination.

406/410 series report

Dept. Name: Remediation
Agency Name: Health & Environment--Environment
Agency Reporting Level: 22750
Version: 2028-A-02-00265

Date: 09/02/2026
Time: 13:07:11

Division of the Budget
KANSAS

Obj. Code	OBJECTS OF EXPENDITURE	FY 2026 Actuals	FY 2027 Adjusted Budget Request	FY 2028 Adjusted Budget Request	null	null	null
	Salaries and Wages	7,540,592	9,107,489	9,611,129	0	0	0
	TOTAL Salaries and Wages	**7,540,592**	**9,107,489**	**9,611,129**	**0**	**0**	**0**
52000	Communication	252,206	265,300	267,100	0	0	0
52100	Freight and Express	6,575	6,750	6,750	0	0	0
52200	Printing and Advertising	7,255	9,525	9,525	0	0	0
52300	Rents	291,594	311,925	311,925	0	0	0
52400	Reparing and Servicing	130,942	151,175	151,175	0	0	0
52500	Travel and Subsistence	147,375	125,525	125,525	0	0	0
52510	InState Travel and Subsistence	41,715	36,650	36,650	0	0	0
52520	Out of State Travel and Subsis	22,360	24,000	24,000	0	0	0
52600	Fees-other Services	267,174	1,162,230	1,142,230	0	0	0
52700	Fee-Professional Services	40,917,944	27,864,226	25,921,402	0	0	0
52800	Utilities	523,899	455,775	455,775	0	0	0
52900	Other Contractual Services	40,607	39,475	39,475	0	0	0
	TOTAL Contractual Services	**42,649,646**	**30,452,556**	**28,491,532**	**0**	**0**	**0**
53000	Clothing	7,227	8,675	8,675	0	0	0
53200	Food for Human Consumption	4,956	6,200	6,200	0	0	0
53400	Maint Constr Material Supply	4,654	5,325	5,325	0	0	0
53500	Vehicle Part Supply Accessory	62,222	43,125	43,125	0	0	0
53600	Pro Science Supply Material	11,051	35,525	35,525	0	0	0
53700	Office and Data Supplies	10,330	11,575	11,575	0	0	0
53800	Research Supplies and Matieria	792	725	725	0	0	0
53900	Other Supplies and Materials	50,536	57,500	57,500	0	0	0
	TOTAL Commodities	**151,768**	**168,650**	**168,650**	**0**	**0**	**0**
	TOTAL Capital Outlay	**69,343**	**153,400**	**153,250**	**0**	**0**	**0**
	SUBTOTAL State Operations	**50,411,349**	**39,882,095**	**38,424,561**	**0**	**0**	**0**
55100	State Aid Payments	2,050,000	970,000	970,000	0	0	0
	TOTAL Aid to Local Governments	**2,050,000**	**970,000**	**970,000**	**0**	**0**	**0**
55200	Claims	0	75,000	75,000	0	0	0
	TOTAL Other Assistance	**0**	**75,000**	**75,000**	**0**	**0**	**0**
	TOTAL REPORTABLE EXPENDITURES	**52,461,349**	**40,927,095**	**39,469,561**	**0**	**0**	**0**
77300	Transfers	1,712,745	2,483,518	2,333,518	0	0	0
	TOTAL Non-Expense Items	**1,712,745**	**2,483,518**	**2,333,518**	**0**	**0**	**0**
	TOTAL EXPENDITURES	**54,174,094**	**43,410,613**	**41,803,079**	**0**	**0**	**0**

BLER

406/410 series report

Dept. Name: Remediation
Agency Name: Health & Environment--Environment
Agency Reporting Level: 22750
Version: 2028-A-02-00265

Date: 09/02/2026
Time: 13:07:11

Division of the Budget
KANSAS

Series	Fund Code	FUND/ACCOUNT TITLE	FY 2026 Actuals	FY 2027 Adjusted Budget Request	FY 2028 Adjusted Budget Request	null	null	null
1	1000	0300 OPERATING EXP-INCLD OFF HOS	299,952	360,354	380,449	0	0	0
1	**1000**	**1000 SUBTOTAL for 1000's**	**299,952**	**360,354**	**380,449**	**0**	**0**	**0**
1	1800	1802 SWPF-CONTAMINATION REMEDIATION	311,523	275,156	290,640	0	0	0
1	**1800**	**1800 SUBTOTAL for 1800's**	**311,523**	**275,156**	**290,640**	**0**	**0**	**0**
1	2288	2120 VOLUNTARY CLEANUP FD	394,898	512,966	541,567	0	0	0
1	**2288**	**2288 SUBTOTAL for 2288's**	**394,898**	**512,966**	**541,567**	**0**	**0**	**0**
1	2292	2310 ENVIRONMENTAL CONTROL USE FD	27,466	80,244	84,615	0	0	0
1	**2292**	**2292 SUBTOTAL for 2292's**	**27,466**	**80,244**	**84,615**	**0**	**0**	**0**
1	2293	2090 STORAGE TANK FEE FD	438,487	273,706	289,455	0	0	0
1	**2293**	**2293 SUBTOTAL for 2293's**	**438,487**	**273,706**	**289,455**	**0**	**0**	**0**
1	2325	2325 2325 KANSAS RIGHT-TO-KNOW FEE FD	0	160,173	168,761	0	0	0
1	**2325**	**2325 SUBTOTAL for 2325's**	**0**	**160,173**	**168,761**	**0**	**0**	**0**
1	2415	2280 NUCLEAR SFTY EMER PREP SP REV	0	8,430	8,883	0	0	0
1	**2415**	**2415 SUBTOTAL for 2415's**	**0**	**8,430**	**8,883**	**0**	**0**	**0**
1	2662	2435 ERF-EMER/ENV RESP NSPEC ST-ENV	922,916	903,315	949,978	0	0	0
1	**2662**	**2662 SUBTOTAL for 2662's**	**922,916**	**903,315**	**949,978**	**0**	**0**	**0**
1	3040	3000 EPA-CORE SUPPORT FDF	97,854	70,233	73,951	0	0	0
1	3040	3001 OTHER FEDERAL GRANTS FD-ENVIR	13,077	0	0	0	0	0
1	3040	3002 EPA-PRENPL EXSTG STS-FED-ENVIR	376,192	300,566	316,641	0	0	0
1	3040	3003 ENVIR RESP REMDL ACT SPC ST/LD	144,007	105,341	111,023	0	0	0
1	**3040**	**3040 SUBTOTAL for 3040's**	**631,130**	**476,140**	**501,615**	**0**	**0**	**0**
1	3067	3031 DSMOA COOP AGREEMENT-DOD	378,265	637,486	672,462	0	0	0
1	**3067**	**3067 SUBTOTAL for 3067's**	**378,265**	**637,486**	**672,462**	**0**	**0**	**0**
1	3095	5450 OTHER FEDERAL GRANTS FD-ENVIR	32,742	66,840	70,353	0	0	0
1	**3095**	**3095 SUBTOTAL for 3095's**	**32,742**	**66,840**	**70,353**	**0**	**0**	**0**
1	3370	3910 EPA VOLUNTARY CLEANUP FDF	357,810	460,876	487,369	0	0	0
1	**3370**	**3370 SUBTOTAL for 3370's**	**357,810**	**460,876**	**487,369**	**0**	**0**	**0**
1	3732	3510 UNDERGROUND STORAGE TANK FDF	60,406	244,275	258,318	0	0	0
1	**3732**	**3732 SUBTOTAL for 3732's**	**60,406**	**244,275**	**258,318**	**0**	**0**	**0**
1	3812	3700 LKNG UNDGRD TANK TRST FDF	297,539	176,671	186,663	0	0	0
1	3812	3712 LKNG UNDGRD TANK TRST-ENF	86,991	69,761	73,359	0	0	0
1	**3812**	**3812 SUBTOTAL for 3812's**	**384,530**	**246,432**	**260,022**	**0**	**0**	**0**
1	3820	3820 3820 ABANDONED MINE LAND-ADMIN/ENF	11,012	17,494	18,515	0	0	0
1	**3820**	**3820 SUBTOTAL for 3820's**	**11,012**	**17,494**	**18,515**	**0**	**0**	**0**
1	3821	3770 ABANDONED MINED-LAND FD	553,667	718,645	760,794	0	0	0
1	**3821**	**3821 SUBTOTAL for 3821's**	**553,667**	**718,645**	**760,794**	**0**	**0**	**0**
1	7265	7268 NRD-EMER RESP ACT ACCT	11,595	16,202	17,086	0	0	0
1	7265	7270 NRD-NAT RES RSTRN ACT FEC ACCT	12,611	42,699	44,957	0	0	0
1	**7265**	**7265 SUBTOTAL for 7265's**	**24,206**	**58,901**	**62,043**	**0**	**0**	**0**
1	7396	7096 ENVIRONMENTAL STEWARDSHIP FUND	654,732	939,208	990,583	0	0	0
1	**7396**	**7396 SUBTOTAL for 7396's**	**654,732**	**939,208**	**990,583**	**0**	**0**	**0**
1	7397	7080 UST Redevelopment Fund	30,983	76,183	80,768	0	0	0
1	**7397**	**7397 SUBTOTAL for 7397's**	**30,983**	**76,183**	**80,768**	**0**	**0**	**0**
1	7398	7070 ABVGRD PETR STRG TNK REL TRT F	146,120	190,771	201,327	0	0	0

BHR

406/410 series report

Dept. Name: Remediation
Agency Name: Health & Environment--Environment
Agency Reporting Level: 22750
Version: 2028-A-02-00265

Date: 09/02/2026
Time: 13:07:11

Division of the Budget
KANSAS

Series	Fund Code	FUND/ACCOUNT TITLE	FY 2026 Actuals	FY 2027 Adjusted Budget Request	FY 2028 Adjusted Budget Request	null	null	null
1	**7398**	**7398 SUBTOTAL for 7398's**	**146,120**	**190,771**	**201,327**	**0**	**0**	**0**
1	7399	7060 UDRGRD PETRO STG TNK REL TRST	1,672,825	2,059,070	2,173,299	0	0	0
1	**7399**	**7399 SUBTOTAL for 7399's**	**1,672,825**	**2,059,070**	**2,173,299**	**0**	**0**	**0**
1	7402	7402 7402 Risk Management Fund	7,850	13,127	13,856	0	0	0
1	**7402**	**7402 SUBTOTAL for 7402's**	**7,850**	**13,127**	**13,856**	**0**	**0**	**0**
1	7407	7250 DRYCLEANING FAC REL TRST FD	107,332	275,309	290,219	0	0	0
1	**7407**	**7407 SUBTOTAL for 7407's**	**107,332**	**275,309**	**290,219**	**0**	**0**	**0**
1	7527	7230 CERTIF OF ENVRNMNTL LIAB RLSE	91,740	52,388	55,238	0	0	0
1	**7527**	**7527 SUBTOTAL for 7527's**	**91,740**	**52,388**	**55,238**	**0**	**0**	**0**
		1592 TOTAL Salaries and Wages	**7,540,592**	**9,107,489**	**9,611,129**	**0**	**0**	**0**
2	1000	0300 OPERATING EXP-INCLD OFF HOS	29,963	87,618	87,078	0	0	0
2	**1000**	**1000 SUBTOTAL for 1000's**	**29,963**	**87,618**	**87,078**	**0**	**0**	**0**
2	1800	1802 SWPF-CONTAMINATION REMEDIATION	2,076,058	2,315,118	1,299,634	0	0	0
2	1800	1811 EQUUS BEDS	75,000	75,000	75,000	0	0	0
2	**1800**	**1800 SUBTOTAL for 1800's**	**2,151,058**	**2,390,118**	**1,374,634**	**0**	**0**	**0**
2	2233	2220 MINED-LAND CONSERV/RECLAMT FF	3,972	4,900	4,900	0	0	0
2	**2233**	**2233 SUBTOTAL for 2233's**	**3,972**	**4,900**	**4,900**	**0**	**0**	**0**
2	2288	2120 VOLUNTARY CLEANUP FD	69,299	70,225	70,225	0	0	0
2	**2288**	**2288 SUBTOTAL for 2288's**	**69,299**	**70,225**	**70,225**	**0**	**0**	**0**
2	2292	2310 ENVIRONMENTAL CONTROL USE FD	6,012	5,825	5,825	0	0	0
2	**2292**	**2292 SUBTOTAL for 2292's**	**6,012**	**5,825**	**5,825**	**0**	**0**	**0**
2	2293	2090 STORAGE TANK FEE FD	18,151	36,475	36,475	0	0	0
2	**2293**	**2293 SUBTOTAL for 2293's**	**18,151**	**36,475**	**36,475**	**0**	**0**	**0**
2	2325	2325 2325 KANSAS RIGHT-TO-KNOW FEE FD	0	58,925	58,925	0	0	0
2	**2325**	**2325 SUBTOTAL for 2325's**	**0**	**58,925**	**58,925**	**0**	**0**	**0**
2	2662	2435 ERF-EMER/ENV RESP NSPEC ST-ENV	62,061	63,350	63,350	0	0	0
2	**2662**	**2662 SUBTOTAL for 2662's**	**62,061**	**63,350**	**63,350**	**0**	**0**	**0**
2	2685	2560 MINED-LAND RECLAMATION FD	20,000	20,000	20,000	0	0	0
2	**2685**	**2685 SUBTOTAL for 2685's**	**20,000**	**20,000**	**20,000**	**0**	**0**	**0**
2	3040	3000 EPA-CORE SUPPORT FDF	9,054	11,275	11,275	0	0	0
2	3040	3001 OTHER FEDERAL GRANTS FD-ENVIR	6,440	108,100	108,100	0	0	0
2	3040	3002 EPA-PRENPL EXSTG STS-FED-ENVIR	115,231	124,200	124,200	0	0	0
2	3040	3003 ENVIR RESP REMDL ACT SPC ST/LD	10,629	7,775	7,775	0	0	0
2	**3040**	**3040 SUBTOTAL for 3040's**	**141,354**	**251,350**	**251,350**	**0**	**0**	**0**
2	3067	3031 DSMOA COOP AGREEMENT-DOD	36,843	38,000	38,000	0	0	0
2	**3067**	**3067 SUBTOTAL for 3067's**	**36,843**	**38,000**	**38,000**	**0**	**0**	**0**
2	3095	5450 OTHER FEDERAL GRANTS FD-ENVIR	1,461	1,050	1,050	0	0	0
2	**3095**	**3095 SUBTOTAL for 3095's**	**1,461**	**1,050**	**1,050**	**0**	**0**	**0**
2	3278	3278 3278 OTHER FEDERAL GRANTS FD-ENVIR	0	500,000	500,000	0	0	0
2	**3278**	**3278 SUBTOTAL for 3278's**	**0**	**500,000**	**500,000**	**0**	**0**	**0**
2	3370	3910 EPA VOLUNTARY CLEANUP FDF	1,754,430	1,178,600	233,600	0	0	0
2	**3370**	**3370 SUBTOTAL for 3370's**	**1,754,430**	**1,178,600**	**233,600**	**0**	**0**	**0**
2	3732	3510 UNDERGROUND STORAGE TANK FDF	60,341	85,100	85,100	0	0	0
2	**3732**	**3732 SUBTOTAL for 3732's**	**60,341**	**85,100**	**85,100**	**0**	**0**	**0**

BLR

406/410 series report

Dept. Name: Remediation
Agency Name: Health & Environment--Environment
Agency Reporting Level: 22750
Version: 2028-A-02-00265

Date: 09/02/2026
Time: 13:07:11

Division of the Budget
KANSAS

Series	Fund Code	FUND/ACCOUNT TITLE	FY 2026 Actuals	FY 2027 Adjusted Budget Request	FY 2028 Adjusted Budget Request	null	null	null
2	3812	3700 LKNG UNDGRD TANK TRST FDF	8,857	14,730	14,730	0	0	0
2	3812	3711 LKNG UNDGRD TANK TRST-ST CLNUP	340,000	55,500	55,500	0	0	0
2	3812	3712 LKNG UNDGRD TANK TRST-ENF	27,183	27,200	27,200	0	0	0
2	**3812**	**3812 SUBTOTAL for 3812's**	**376,040**	**97,430**	**97,430**	**0**	**0**	**0**
2	3820	3820 3820 ABANDONED MINE LAND-ADMIN/ENF	3,337	4,800	4,800	0	0	0
2	**3820**	**3820 SUBTOTAL for 3820's**	**3,337**	**4,800**	**4,800**	**0**	**0**	**0**
2	3821	3770 ABANDONED MINED-LAND FD	3,073,569	2,290,565	2,290,565	0	0	0
2	**3821**	**3821 SUBTOTAL for 3821's**	**3,073,569**	**2,290,565**	**2,290,565**	**0**	**0**	**0**
2	7265	7268 NRD-EMER RESP ACT ACCT	201,247	323,650	323,650	0	0	0
2	7265	7270 NRD-NAT RES RSTRN ACT FEC ACCT	13,051	131,450	131,450	0	0	0
2	**7265**	**7265 SUBTOTAL for 7265's**	**214,298**	**455,100**	**455,100**	**0**	**0**	**0**
2	7396	7096 ENVIRONMENTAL STEWARDSHIP FUND	12,391,704	4,412,575	4,412,575	0	0	0
2	**7396**	**7396 SUBTOTAL for 7396's**	**12,391,704**	**4,412,575**	**4,412,575**	**0**	**0**	**0**
2	7397	7080 UST Redevelopment Fund	901,490	805,650	805,650	0	0	0
2	**7397**	**7397 SUBTOTAL for 7397's**	**901,490**	**805,650**	**805,650**	**0**	**0**	**0**
2	7398	7070 ABVGRD PETR STRG TNK REL TRT F	2,942,357	2,084,225	2,084,225	0	0	0
2	**7398**	**7398 SUBTOTAL for 7398's**	**2,942,357**	**2,084,225**	**2,084,225**	**0**	**0**	**0**
2	7399	7060 UDRGRD PETRO STG TNK REL TRST	17,864,138	15,205,400	15,205,400	0	0	0
2	**7399**	**7399 SUBTOTAL for 7399's**	**17,864,138**	**15,205,400**	**15,205,400**	**0**	**0**	**0**
2	7402	7402 7402 Risk Management Fund	249	375	375	0	0	0
2	**7402**	**7402 SUBTOTAL for 7402's**	**249**	**375**	**375**	**0**	**0**	**0**
2	7407	7250 DRYCLEANING FAC REL TRST FD	524,325	301,400	301,400	0	0	0
2	**7407**	**7407 SUBTOTAL for 7407's**	**524,325**	**301,400**	**301,400**	**0**	**0**	**0**
2	7527	7230 CERTIF OF ENVRNMNTL LIAB RLSE	3,194	3,500	3,500	0	0	0
2	**7527**	**7527 SUBTOTAL for 7527's**	**3,194**	**3,500**	**3,500**	**0**	**0**	**0**
		1922 TOTAL Contractual Services	**42,649,646**	**30,452,556**	**28,491,532**	**0**	**0**	**0**
3	1000	0300 OPERATING EXP-INCLD OFF HOS	679	2,725	2,725	0	0	0
3	**1000**	**1000 SUBTOTAL for 1000's**	**679**	**2,725**	**2,725**	**0**	**0**	**0**
3	1800	1802 SWPF-CONTAMINATION REMEDIATION	146	1,350	1,350	0	0	0
3	**1800**	**1800 SUBTOTAL for 1800's**	**146**	**1,350**	**1,350**	**0**	**0**	**0**
3	2233	2220 MINED-LAND CONSERV/RECLAMT FF	189	450	450	0	0	0
3	**2233**	**2233 SUBTOTAL for 2233's**	**189**	**450**	**450**	**0**	**0**	**0**
3	2288	2120 VOLUNTARY CLEANUP FD	3,279	3,575	3,575	0	0	0
3	**2288**	**2288 SUBTOTAL for 2288's**	**3,279**	**3,575**	**3,575**	**0**	**0**	**0**
3	2292	2310 ENVIRONMENTAL CONTROL USE FD	4,690	2,775	2,775	0	0	0
3	**2292**	**2292 SUBTOTAL for 2292's**	**4,690**	**2,775**	**2,775**	**0**	**0**	**0**
3	2293	2090 STORAGE TANK FEE FD	7,435	7,800	7,800	0	0	0
3	**2293**	**2293 SUBTOTAL for 2293's**	**7,435**	**7,800**	**7,800**	**0**	**0**	**0**
3	2325	2325 2325 KANSAS RIGHT-TO-KNOW FEE FD	0	3,375	3,375	0	0	0
3	**2325**	**2325 SUBTOTAL for 2325's**	**0**	**3,375**	**3,375**	**0**	**0**	**0**
3	2662	2435 ERF-EMER/ENV RESP NSPEC ST-ENV	5,096	5,650	5,650	0	0	0
3	**2662**	**2662 SUBTOTAL for 2662's**	**5,096**	**5,650**	**5,650**	**0**	**0**	**0**
3	3040	3000 EPA-CORE SUPPORT FDF	4,821	2,050	2,050	0	0	0
3	3040	3001 OTHER FEDERAL GRANTS FD-ENVIR	413	2,750	2,750	0	0	0

BHL

406/410 series report

Dept. Name: Remediation
Agency Name: Health & Environment--Environment
Agency Reporting Level: 22750
Version: 2028-A-02-00265

Date: 09/02/2026
Time: 13:07:11

Division of the Budget
KANSAS

Series	Fund Code	FUND/ACCOUNT TITLE	FY 2026 Actuals	FY 2027 Adjusted Budget Request	FY 2028 Adjusted Budget Request	null	null	null
3	3040	3002 EPA-PRENPL EXSTG STS-FED-ENVIR	12,477	11,700	11,700	0	0	0
3	3040	3003 ENVIR RESP REMDL ACT SPC ST/LD	8,366	7,200	7,200	0	0	0
3	**3040**	**3040 SUBTOTAL for 3040's**	**26,077**	**23,700**	**23,700**	**0**	**0**	**0**
3	3067	3031 DSMOA COOP AGREEMENT-DOD	1,245	1,450	1,450	0	0	0
3	**3067**	**3067 SUBTOTAL for 3067's**	**1,245**	**1,450**	**1,450**	**0**	**0**	**0**
3	3095	5450 OTHER FEDERAL GRANTS FD-ENVIR	900	0	0	0	0	0
3	**3095**	**3095 SUBTOTAL for 3095's**	**900**	**0**	**0**	**0**	**0**	**0**
3	3370	3910 EPA VOLUNTARY CLEANUP FDF	4,650	5,525	5,525	0	0	0
3	**3370**	**3370 SUBTOTAL for 3370's**	**4,650**	**5,525**	**5,525**	**0**	**0**	**0**
3	3732	3510 UNDERGROUND STORAGE TANK FDF	100	1,000	1,000	0	0	0
3	**3732**	**3732 SUBTOTAL for 3732's**	**100**	**1,000**	**1,000**	**0**	**0**	**0**
3	3812	3700 LKNG UNDGRD TANK TRST FDF	1,034	1,250	1,250	0	0	0
3	3812	3712 LKNG UNDGRD TANK TRST-ENF	359	400	400	0	0	0
3	**3812**	**3812 SUBTOTAL for 3812's**	**1,393**	**1,650**	**1,650**	**0**	**0**	**0**
3	3820	3820 3820 ABANDONED MINE LAND-ADMIN/ENF	198	350	350	0	0	0
3	**3820**	**3820 SUBTOTAL for 3820's**	**198**	**350**	**350**	**0**	**0**	**0**
3	3821	3770 ABANDONED MINED-LAND FD	13,613	17,125	17,125	0	0	0
3	**3821**	**3821 SUBTOTAL for 3821's**	**13,613**	**17,125**	**17,125**	**0**	**0**	**0**
3	7265	7268 NRD-EMER RESP ACT ACCT	1,862	1,925	1,925	0	0	0
3	7265	7270 NRD-NAT RES RSTRN ACT FEC ACCT	14	800	800	0	0	0
3	**7265**	**7265 SUBTOTAL for 7265's**	**1,876**	**2,725**	**2,725**	**0**	**0**	**0**
3	7396	7096 ENVIRONMENTAL STEWARDSHIP FUND	40,457	31,450	31,450	0	0	0
3	**7396**	**7396 SUBTOTAL for 7396's**	**40,457**	**31,450**	**31,450**	**0**	**0**	**0**
3	7398	7070 ABVGRD PETR STRG TNK REL TRT F	498	1,000	1,000	0	0	0
3	**7398**	**7398 SUBTOTAL for 7398's**	**498**	**1,000**	**1,000**	**0**	**0**	**0**
3	7399	7060 UDRGRD PETRO STG TNK REL TRST	33,288	49,200	49,200	0	0	0
3	**7399**	**7399 SUBTOTAL for 7399's**	**33,288**	**49,200**	**49,200**	**0**	**0**	**0**
3	7402	7402 7402 Risk Management Fund	0	50	50	0	0	0
3	**7402**	**7402 SUBTOTAL for 7402's**	**0**	**50**	**50**	**0**	**0**	**0**
3	7407	7250 DRYCLEANING FAC REL TRST FD	5,959	5,650	5,650	0	0	0
3	**7407**	**7407 SUBTOTAL for 7407's**	**5,959**	**5,650**	**5,650**	**0**	**0**	**0**
3	7527	7230 CERTIF OF ENVRNMNTL LIAB RLSE	0	75	75	0	0	0
3	**7527**	**7527 SUBTOTAL for 7527's**	**0**	**75**	**75**	**0**	**0**	**0**
		2202 TOTAL Commodities	**151,768**	**168,650**	**168,650**	**0**	**0**	**0**
4	1000	0300 OPERATING EXP-INCLD OFF HOS	1,853	2,350	2,350	0	0	0
4	**1000**	**1000 SUBTOTAL for 1000's**	**1,853**	**2,350**	**2,350**	**0**	**0**	**0**
4	1800	1802 SWPF-CONTAMINATION REMEDIATION	235	425	425	0	0	0
4	**1800**	**1800 SUBTOTAL for 1800's**	**235**	**425**	**425**	**0**	**0**	**0**
4	2233	2220 MINED-LAND CONSERV/RECLAMT FF	74	150	150	0	0	0
4	**2233**	**2233 SUBTOTAL for 2233's**	**74**	**150**	**150**	**0**	**0**	**0**
4	2288	2120 VOLUNTARY CLEANUP FD	2	700	700	0	0	0
4	**2288**	**2288 SUBTOTAL for 2288's**	**2**	**700**	**700**	**0**	**0**	**0**
4	2292	2310 ENVIRONMENTAL CONTROL USE FD	0	50	50	0	0	0
4	**2292**	**2292 SUBTOTAL for 2292's**	**0**	**50**	**50**	**0**	**0**	**0**

BTR

406/410 series report

Dept. Name: Remediation
Agency Name: Health & Environment--Environment
Agency Reporting Level: 22750
Version: 2028-A-02-00265

Date: 09/02/2026
Time: 13:07:11

Division of the Budget
KANSAS

Series	Fund Code	FUND/ACCOUNT TITLE	FY 2026 Actuals	FY 2027 Adjusted Budget Request	FY 2028 Adjusted Budget Request	null	null	null
4	2293	2090 STORAGE TANK FEE FD	1,821	3,100	3,100	0	0	0
4	**2293**	**2293 SUBTOTAL for 2293's**	**1,821**	**3,100**	**3,100**	**0**	**0**	**0**
4	2325	2325 2325 KANSAS RIGHT-TO-KNOW FEE FD	0	400	400	0	0	0
4	**2325**	**2325 SUBTOTAL for 2325's**	**0**	**400**	**400**	**0**	**0**	**0**
4	2662	2435 ERF-EMER/ENV RESP NSPEC ST-ENV	1,254	1,550	1,550	0	0	0
4	**2662**	**2662 SUBTOTAL for 2662's**	**1,254**	**1,550**	**1,550**	**0**	**0**	**0**
4	3040	3000 EPA-CORE SUPPORT FDF	807	825	825	0	0	0
4	3040	3002 EPA-PRENPL EXSTG STS-FED-ENVIR	4	550	550	0	0	0
4	**3040**	**3040 SUBTOTAL for 3040's**	**811**	**1,375**	**1,375**	**0**	**0**	**0**
4	3067	3031 DSMOA COOP AGREEMENT-DOD	82	1,300	1,300	0	0	0
4	**3067**	**3067 SUBTOTAL for 3067's**	**82**	**1,300**	**1,300**	**0**	**0**	**0**
4	3370	3910 EPA VOLUNTARY CLEANUP FDF	762	1,225	1,075	0	0	0
4	**3370**	**3370 SUBTOTAL for 3370's**	**762**	**1,225**	**1,075**	**0**	**0**	**0**
4	3820	3820 3820 ABANDONED MINE LAND-ADMIN/ENF	74	200	200	0	0	0
4	**3820**	**3820 SUBTOTAL for 3820's**	**74**	**200**	**200**	**0**	**0**	**0**
4	3821	3770 ABANDONED MINED-LAND FD	41,549	42,275	42,275	0	0	0
4	**3821**	**3821 SUBTOTAL for 3821's**	**41,549**	**42,275**	**42,275**	**0**	**0**	**0**
4	7265	7268 NRD-EMER RESP ACT ACCT	1,098	1,100	1,100	0	0	0
4	**7265**	**7265 SUBTOTAL for 7265's**	**1,098**	**1,100**	**1,100**	**0**	**0**	**0**
4	7396	7096 ENVIRONMENTAL STEWARDSHIP FUND	6,850	59,675	59,675	0	0	0
4	**7396**	**7396 SUBTOTAL for 7396's**	**6,850**	**59,675**	**59,675**	**0**	**0**	**0**
4	7398	7070 ABVGRD PETR STRG TNK REL TRT F	14	3,500	3,500	0	0	0
4	**7398**	**7398 SUBTOTAL for 7398's**	**14**	**3,500**	**3,500**	**0**	**0**	**0**
4	7399	7060 UDRGRD PETRO STG TNK REL TRST	12,072	33,125	33,125	0	0	0
4	**7399**	**7399 SUBTOTAL for 7399's**	**12,072**	**33,125**	**33,125**	**0**	**0**	**0**
4	7407	7250 DRYCLEANING FAC REL TRST FD	792	900	900	0	0	0
4	**7407**	**7407 SUBTOTAL for 7407's**	**792**	**900**	**900**	**0**	**0**	**0**
		2392 TOTAL Capital Outlay	**69,343**	**153,400**	**153,250**	**0**	**0**	**0**
8	1000	0300 OPERATING EXP-INCLD OFF HOS	110,226	0	0	0	0	0
8	**1000**	**1000 SUBTOTAL for 1000's**	**110,226**	**0**	**0**	**0**	**0**	**0**
8	1800	1802 SWPF-CONTAMINATION REMEDIATION	1,500,000	500,000	500,000	0	0	0
8	**1800**	**1800 SUBTOTAL for 1800's**	**1,500,000**	**500,000**	**500,000**	**0**	**0**	**0**
8	7265	7268 NRD-EMER RESP ACT ACCT	0	20,000	20,000	0	0	0
8	**7265**	**7265 SUBTOTAL for 7265's**	**0**	**20,000**	**20,000**	**0**	**0**	**0**
8	7396	7096 ENVIRONMENTAL STEWARDSHIP FUND	439,774	450,000	450,000	0	0	0
8	**7396**	**7396 SUBTOTAL for 7396's**	**439,774**	**450,000**	**450,000**	**0**	**0**	**0**
		2432 TOTAL Aid to Locals	**2,050,000**	**970,000**	**970,000**	**0**	**0**	**0**
9	7265	7268 NRD-EMER RESP ACT ACCT	0	75,000	75,000	0	0	0
9	**7265**	**7265 SUBTOTAL for 7265's**	**0**	**75,000**	**75,000**	**0**	**0**	**0**
		2442 TOTAL Other Assistance	**0**	**75,000**	**75,000**	**0**	**0**	**0**
92	2288	2120 VOLUNTARY CLEANUP FD	103,457	105,000	105,000	0	0	0
92	**2288**	**2288 SUBTOTAL for 2288's**	**103,457**	**105,000**	**105,000**	**0**	**0**	**0**
92	2293	2090 STORAGE TANK FEE FD	118,657	119,000	119,000	0	0	0
92	**2293**	**2293 SUBTOTAL for 2293's**	**118,657**	**119,000**	**119,000**	**0**	**0**	**0**

BHR

406/410 series report

Dept. Name: Remediation
Agency Name: Health & Environment--Environment
Agency Reporting Level: 22750
Version: 2028-A-02-00265

Date: 09/02/2026
Time: 13:07:11

Division of the Budget
KANSAS

Series	Fund Code	FUND/ACCOUNT TITLE	FY 2026 Actuals	FY 2027 Adjusted Budget Request	FY 2028 Adjusted Budget Request	null	null	null
92	2325	2325 2325 KANSAS RIGHT-TO-KNOW FEE FD	0	75,000	75,000	0	0	0
92	**2325**	**2325 SUBTOTAL for 2325's**	**0**	**75,000**	**75,000**	**0**	**0**	**0**
92	2662	2435 ERF-EMER/ENV RESP NSPEC ST-ENV	190,789	191,000	191,000	0	0	0
92	**2662**	**2662 SUBTOTAL for 2662's**	**190,789**	**191,000**	**191,000**	**0**	**0**	**0**
92	3040	3000 EPA-CORE SUPPORT FDF	0	19,608	19,608	0	0	0
92	3040	3001 OTHER FEDERAL GRANTS FD-ENVIR	0	5,000	5,000	0	0	0
92	3040	3002 EPA-PRENPL EXSTG STS-FED-ENVIR	0	25,900	25,900	0	0	0
92	**3040**	**3040 SUBTOTAL for 3040's**	**0**	**50,508**	**50,508**	**0**	**0**	**0**
92	3067	3031 DSMOA COOP AGREEMENT-DOD	0	179,950	179,950	0	0	0
92	**3067**	**3067 SUBTOTAL for 3067's**	**0**	**179,950**	**179,950**	**0**	**0**	**0**
92	3095	5450 OTHER FEDERAL GRANTS FD-ENVIR	7,534	7,460	7,460	0	0	0
92	**3095**	**3095 SUBTOTAL for 3095's**	**7,534**	**7,460**	**7,460**	**0**	**0**	**0**
92	3370	3910 EPA VOLUNTARY CLEANUP FDF	0	242,000	92,000	0	0	0
92	**3370**	**3370 SUBTOTAL for 3370's**	**0**	**242,000**	**92,000**	**0**	**0**	**0**
92	3732	3510 UNDERGROUND STORAGE TANK FDF	3,600	75,000	75,000	0	0	0
92	**3732**	**3732 SUBTOTAL for 3732's**	**3,600**	**75,000**	**75,000**	**0**	**0**	**0**
92	3812	3700 LKNG UNDGRD TANK TRST FDF	0	25,000	25,000	0	0	0
92	3812	3711 LKNG UNDGRD TANK TRST-ST CLNUP	0	6,000	6,000	0	0	0
92	3812	3712 LKNG UNDGRD TANK TRST-ENF	0	30,000	30,000	0	0	0
92	**3812**	**3812 SUBTOTAL for 3812's**	**0**	**61,000**	**61,000**	**0**	**0**	**0**
92	3820	3820 3820 ABANDONED MINE LAND-ADMIN/ENF	2,116	3,000	3,000	0	0	0
92	**3820**	**3820 SUBTOTAL for 3820's**	**2,116**	**3,000**	**3,000**	**0**	**0**	**0**
92	3821	3770 ABANDONED MINED-LAND FD	24,624	69,600	69,600	0	0	0
92	**3821**	**3821 SUBTOTAL for 3821's**	**24,624**	**69,600**	**69,600**	**0**	**0**	**0**
92	7265	7268 NRD-EMER RESP ACT ACCT	0	50,000	50,000	0	0	0
92	**7265**	**7265 SUBTOTAL for 7265's**	**0**	**50,000**	**50,000**	**0**	**0**	**0**
92	7396	7096 ENVIRONMENTAL STEWARDSHIP FUND	407,312	400,000	400,000	0	0	0
92	**7396**	**7396 SUBTOTAL for 7396's**	**407,312**	**400,000**	**400,000**	**0**	**0**	**0**
92	7398	7070 ABVGRD PETR STRG TNK REL TRT F	49,197	50,000	50,000	0	0	0
92	**7398**	**7398 SUBTOTAL for 7398's**	**49,197**	**50,000**	**50,000**	**0**	**0**	**0**
92	7399	7060 UDRGRD PETRO STG TNK REL TRST	761,559	761,000	761,000	0	0	0
92	**7399**	**7399 SUBTOTAL for 7399's**	**761,559**	**761,000**	**761,000**	**0**	**0**	**0**
92	7407	7250 DRYCLEANING FAC REL TRST FD	43,900	44,000	44,000	0	0	0
92	**7407**	**7407 SUBTOTAL for 7407's**	**43,900**	**44,000**	**44,000**	**0**	**0**	**0**
		2652 TOTAL Non-Expense Items	**1,712,745**	**2,483,518**	**2,333,518**	**0**	**0**	**0**
		2652 TOTAL All Funds	**54,174,094**	**43,410,613**	**41,803,079**	**0**	**0**	**0**

BHR

406/410 series report

Dept. Name: Remediation
Agency Name: Health & Environment--Environment
Agency Reporting Level: 22750
Version: 2028-A-02-00265

Date: 09/02/2026
Time: 13:07:11

Division of the Budget
KANSAS

Fund Code	FUND/ACCOUNT TITLE	FY 2026 Actuals	FY 2027 Adjusted Budget Request	FY 2028 Adjusted Budget Request	null	null	null
0300	OPERATING EXP-INCLD OFF HOS	442,673	453,047	472,602	0	0	0
1000	**SUBTOTAL STATE GENERAL FUND**	**442,673**	**453,047**	**472,602**	**0**	**0**	**0**
1802	SWPF-CONTAMINATION REMEDIATION	3,887,962	3,092,049	2,092,049	0	0	0
1811	EQUUS BEDS	75,000	75,000	75,000	0	0	0
1800	**SUBTOTAL STATE WATER PLAN FUND**	**3,962,962**	**3,167,049**	**2,167,049**	**0**	**0**	**0**
2220	MINED-LAND CONSERV/RECLAMT FF	4,235	5,500	5,500	0	0	0
2233	**SUBTOTAL MINED-LAND CONSERV/RECLAMT FF**	**4,235**	**5,500**	**5,500**	**0**	**0**	**0**
2120	VOLUNTARY CLEANUP FD	570,935	692,466	721,067	0	0	0
2288	**SUBTOTAL VOLUNTARY CLEANUP FD**	**570,935**	**692,466**	**721,067**	**0**	**0**	**0**
2310	ENVIRONMENTAL CONTROL USE FD	38,168	88,894	93,265	0	0	0
2292	**SUBTOTAL ENVIRONMENTAL CONTROL USE FD**	**38,168**	**88,894**	**93,265**	**0**	**0**	**0**
2090	STORAGE TANK FEE FD	584,551	440,081	455,830	0	0	0
2293	**SUBTOTAL STORAGE TANK FF**	**584,551**	**440,081**	**455,830**	**0**	**0**	**0**
2325	KANSAS RIGHT-TO-KNOW FEE FD	0	297,873	306,461	0	0	0
2325	**SUBTOTAL KANSAS RIGHT-TO-KNOW FEE FD**	**0**	**297,873**	**306,461**	**0**	**0**	**0**
2280	NUCLEAR SFTY EMER PREP SP REV	0	8,430	8,883	0	0	0
2415	**SUBTOTAL NUCLEAR SFTY EMER PREPAR SPRVF**	**0**	**8,430**	**8,883**	**0**	**0**	**0**
2435	ERF-EMER/ENV RESP NSPEC ST-ENV	1,182,116	1,164,865	1,211,528	0	0	0
2662	**SUBTOTAL ENVIRONMENTAL RESPONSE FD**	**1,182,116**	**1,164,865**	**1,211,528**	**0**	**0**	**0**
2560	MINED-LAND RECLAMATION FD	20,000	20,000	20,000	0	0	0
2685	**SUBTOTAL MINED-LAND RECLAMATION FD**	**20,000**	**20,000**	**20,000**	**0**	**0**	**0**
3000	EPA-CORE SUPPORT FDF	112,536	103,991	107,709	0	0	0
3001	OTHER FEDERAL GRANTS FD-ENVIR	19,930	115,850	115,850	0	0	0
3002	EPA-PRENPL EXSTG STS-FED-ENVIR	503,904	462,916	478,991	0	0	0
3003	ENVIR RESP REMDL ACT SPC ST/LD	163,002	120,316	125,998	0	0	0
3040	**SUBTOTAL 66.802-POL SBDV/IND TRB ST COP**	**799,372**	**803,073**	**828,548**	**0**	**0**	**0**
3031	DSMOA COOP AGREEMENT-DOD	416,435	858,186	893,162	0	0	0
3067	**SUBTOTAL 12.133-ST MEMO AGMT-REIMB TECH**	**416,435**	**858,186**	**893,162**	**0**	**0**	**0**
5450	OTHER FEDERAL GRANTS FD-ENVIR	42,637	75,350	78,863	0	0	0
3095	**SUBTOTAL COMDTY LN/LN DEFCY PYMT**	**42,637**	**75,350**	**78,863**	**0**	**0**	**0**

BER

406/410 series report

Dept. Name: Remediation
Agency Name: Health & Environment--Environment
Agency Reporting Level: 22750
Version: 2028-A-02-00265

Date: 09/02/2026
Time: 13:07:11

Division of the Budget
KANSAS

Fund Code	FUND/ACCOUNT TITLE	FY 2026 Actuals	FY 2027 Adjusted Budget Request	FY 2028 Adjusted Budget Request	null	null	null
3278	OTHER FEDERAL GRANTS FD-ENVIR	0	500,000	500,000	0	0	0
3278	**SUBTOTAL 66.818-BRNFLDS ASST/CLNUP COOP**	**0**	**500,000**	**500,000**	**0**	**0**	**0**
3910	EPA VOLUNTARY CLEANUP FDF	2,117,652	1,888,226	819,569	0	0	0
3370	**SUBTOTAL 66.817-ST/TRBL RESP PRG**	**2,117,652**	**1,888,226**	**819,569**	**0**	**0**	**0**
3510	UNDERGROUND STORAGE TANK FDF	124,447	405,375	419,418	0	0	0
3732	**SUBTOTAL 66.804-UNDGRD STGTK PRV/DT/ COM**	**124,447**	**405,375**	**419,418**	**0**	**0**	**0**
3700	LKNG UNDGRD TANK TRST FDF	307,430	217,651	227,643	0	0	0
3711	LKNG UNDGRD TANK TRST-ST CLNUP	340,000	61,500	61,500	0	0	0
3712	LKNG UNDGRD TANK TRST-ENF	114,533	127,361	130,959	0	0	0
3812	**SUBTOTAL 66.805-LKNG UNDGRD STGTK CORR**	**761,963**	**406,512**	**420,102**	**0**	**0**	**0**
3820	ABANDONED MINE LAND-ADMIN/ENF	16,737	25,844	26,865	0	0	0
3820	**SUBTOTAL 15.250-REG UNDGRD/SRF COAL MNG**	**16,737**	**25,844**	**26,865**	**0**	**0**	**0**
3770	ABANDONED MINED-LAND FD	3,707,022	3,138,210	3,180,359	0	0	0
3821	**SUBTOTAL 15.252-ABND MINE LAND RECLAM**	**3,707,022**	**3,138,210**	**3,180,359**	**0**	**0**	**0**
7268	NRD-EMER RESP ACT ACCT	215,802	487,877	488,761	0	0	0
7270	NRD-NAT RES RSTRN ACT FEC ACCT	25,676	174,949	177,207	0	0	0
7265	**SUBTOTAL NAT RESOURCES DAMAGES TRST FD**	**241,478**	**662,826**	**665,968**	**0**	**0**	**0**
7096	ENVIRONMENTAL STEWARDSHIP FUND	13,940,829	6,292,908	6,344,283	0	0	0
7396	**SUBTOTAL ENVIRONMENTAL STEWARDSHIP FUND**	**13,940,829**	**6,292,908**	**6,344,283**	**0**	**0**	**0**
7080	UST Redevelopment Fund	932,473	881,833	886,418	0	0	0
7397	**SUBTOTAL UST Redevelopment Fund**	**932,473**	**881,833**	**886,418**	**0**	**0**	**0**
7070	ABVGRD PETR STRG TNK REL TRT F	3,138,186	2,329,496	2,340,052	0	0	0
7398	**SUBTOTAL ABVGRD PETR STRG TNK REL TRT F**	**3,138,186**	**2,329,496**	**2,340,052**	**0**	**0**	**0**
7060	UDRGRD PETRO STG TNK REL TRST	20,343,882	18,107,795	18,222,024	0	0	0
7399	**SUBTOTAL UNDGRD PETR STRG TNK REL TRT F**	**20,343,882**	**18,107,795**	**18,222,024**	**0**	**0**	**0**
7402	Risk Management Fund	8,099	13,552	14,281	0	0	0

BLR

406/410 series report

Dept. Name: Remediation
Agency Name: Health & Environment--Environment
Agency Reporting Level: 22750
Version: 2028-A-02-00265

Date: 09/02/2026
Time: 13:07:11

Division of the Budget
KANSAS

Fund Code	FUND/ACCOUNT TITLE	FY 2026 Actuals	FY 2027 Adjusted Budget Request	FY 2028 Adjusted Budget Request	null	null	null
7402	**SUBTOTAL Risk Management Fund**	**8,099**	**13,552**	**14,281**	**0**	**0**	**0**
7250	DRYCLEANING FAC REL TRST FD	682,308	627,259	642,169	0	0	0
7407	**SUBTOTAL DRYCLNG FAC RELEASE TRUST FD**	**682,308**	**627,259**	**642,169**	**0**	**0**	**0**
7230	CERTIF OF ENVRNMNTL LIAB RLSE	94,934	55,963	58,813	0	0	0
7527	**SUBTOTAL CONTAMINATED PROPERTY REDEVLOP**	**94,934**	**55,963**	**58,813**	**0**	**0**	**0**
3234	**TOTAL MEANS OF FUNDING**	**54,174,094**	**43,410,613**	**41,803,079**	**0**	**0**	**0**

BER

Narrative Information—DA 400

Division of the Budget | Agency: Department of Health and Environment

State of Kansas | Program: Bureau of Environmental Field Services 79000

Overview of Program

Mission: To protect and improve the health and environment of Kansas by implementing programs within the Division of Environment.

The **Bureau of Environmental Field Services** (BEFS), which includes the **Office of the Director for the Division of Environment**, administers all environmental program operations at the six district offices (Hays, Salina, Lawrence, Dodge City, Wichita, and Chanute) and one satellite office (Ulysses-Livestock Waste Management), provides scientific, technical, and operational support to the programs, the Livestock Waste Management Section, which is responsible for permitting livestock confinement facilities, and the Watershed Management Section, which is responsible for non-point source contamination projects impacting runoff from non-permitted facilities. The Office of the Director works to achieve environmental goals and to address legislative priorities. Continued emphasis is placed on the management of all environmental programs to preserve the long-term integrity and balanced regulatory approach to environmental issues.

The Bureau conducts direct support to the environmental programs by providing inspections and technical assistance to businesses, communities, and individuals, as required. The Bureau of Environmental Field Services is the primary implementation agent for the regulatory programs of the other four bureaus. The Bureau also issues permits for confined animal feeding operations, implements the Watershed Restoration and Protection Strategy program as well as providing support for Local Environmental Protection Programs and source water protection for public water supplies.

FY 2026 Accomplishments:

1. BEFS Livestock Waste Management Section maintained a low backlog in permit engineering this fiscal year. Additionally, BEFS permitting staff worked reduce a backlog in state permits from 186 to 142.

2. BEFS staff provide technical assistance to cities and counties throughout the state with public water supply, wastewater, and various public health issues. BEFS district staff are the on-scene coordinators for disasters such as the tornados in Franklin and Miami Counties and large-scale environmental incidents.

3. BEFS staff collected 329 algae and nutrient samples and analyzed them to support harmful algal bloom monitoring at reservoirs across Kansas. This effort has provided information to state and local governments; to the Kansas Department of Wildlife and Parks; to the US Army Corps of Engineers; and direct public health support to the citizens of Kansas.

4. BEFS Watershed Management measured reductions in priority watersheds from best management practices that resulted in 149,964 tons of sediment, 236,420 pounds of phosphorus and 439,964 pounds of nitrogen reduction. The section is also sampling the Rock Creek watershed to document reductions in e. coli bacteria due to changes in livestock grazing management.

5. BEFS Watershed Management Section is working in conjunction with the Kansas Department of Agriculture- Division of Conservation, the Kansas Water Office and through a third-party contractor, Tetra Tech, to evaluate best management practice implementation and efficiency of best management practices between the three agencies.

Director, Division of Environment and Bureau of Environmental Field Services

Goal #1: Respond to the needs and inquiries of the citizens of Kansas and the regulated community with respect to environmental programs.

Objective #1:
Assist Kansas communities and the public in identifying and controlling water quality problems in drinking water supply lakes and other reservoirs; provide emergency water quality monitoring assistance to communities, landowners, or other state agencies in the event of catastrophic events (e.g., floods, contaminant spills, harmful algal blooms, fishkills).

Strategies for Objective #1:

1. Maintain assistance programs for community drinking water supply lakes experiencing harmful algal blooms or taste and odor problems; prepare annual reports summarizing the results of all taste and odor investigations.
2. In cooperation with the Kansas Department of Wildlife and Parks, maintain an active fishkill response program; coordinate agency responses to fishkill investigations; maintain a computerized fishkill database.
3. Cooperate in other special studies or water quality surveys on an as-needed basis.

OUTCOME MEASURES

	Actual 2024	Actual 2025	Actual 2026	Estimated 2027	Estimated 2028
% of Harmful Algal Bloom sampling requests responded to	100.0	100.0	100.0	100.0	100.0

OUTPUT MEASURES

	Actual 2024	Actual 2025	Actual 2026	Estimated 2027	Estimated 2028
# of Harmful Algal Bloom sampling events	287	290	329	310	310

Goal #2: Improve division decision-making through strategic planning, public participation, data collection, analysis, and management.

District Office Operations

District office staff provides direct services, inspections, and technical assistance to businesses, communities and individuals as required.

Objective #1:

To provide routine and special inspections of holders of permits, licenses, etc., as necessary to ensure compliance in the Air Program. With approximately 2,000 facilities, but limited resources, the inspection priorities will focus on major air pollution emitters.

Strategy for Objective #1:

Each district will provide routine and special inspections of holders of permits, licenses, etc., as necessary to ensure compliance. The inspection report should emphasize the positive and corrective actions necessary to achieve compliance. The inspector will provide a copy of the inspection report after the completion of the inspection to the holder of the permit, when possible, to the district files and to the program bureau. The major focus of inspections in the Air Program will be major and synthetic minor sources.

OUTPUT MEASURES

	Actual 2024	Actual 2025	Actual 2026	Estimated 2027	Estimated 2028
Major sources completed reports filed (#)	590	511	476	530	530
Minor sources completed reports filed (#)	65	45	35	60	60
Air Program: Complaint responses (#)	46	42	60	40	45
Air Program: Technical assistance provided (#)	213	288	277	275	275

Objective #2:

To provide routine and special inspections of holders of permits, licenses, etc. as necessary to ensure compliance in the Water programs. With approximately 1,500 wastewater facilities, 1,000 Public Water Supply facilities, and limited resources, normally only 55.0% of facilities can receive annual inspections for compliance. Within the Livestock Waste Management Program, there are 433 concentrated animal feeding operations with National Pollution Discharge Elimination Systems (federal) permits. A random sample of state permitted and certified facilities will be inspected each year. Inspections will occur with complaint investigations.

OUTCOME MEASURES

	Actual 2024	Actual 2025	Actual 2026	Estimated 2027	Estimated 2028
% of scheduled major wastewater treatment plants inspected	100.0	100.0	100.0	100.0	100.0
% of scheduled minor wastewater treatment plants inspected	100.0	100.0	100.0	100.0	100.0
Livestock Waste Management Program:					
% of state facilities inspected	33.1	31.5	33.3	20.0	20.0
% of certified facilities inspected	8.15	7.4	4.7	7.0	7.0

OUTPUT MEASURES

	Actual 2024	Actual 2025	Actual 2026	Estimated 2027	Estimated 2028
# of completed wastewater treatment plant inspection reports filed	304	224	288	300	300
# of completed public water supply inspection reports filed	304	223	224	250	250
# of confined animal feeding operations – State and Federal facility inspection reports filed	793	756	934	800	750
# of confined animal feeding operations – Certified facility inspection reports filed	126	112	72	75	75

Objective #3:

Provide a 100% response rate to requests for technical assistance or complaints in the Water programs.

Strategy for Objective #3:

To provide responses to technical assistance requests or complaint reports at the district level. Complaints and requests for technical assistance cannot be predicted. It is expected that 100% of complaints and technical assistance requests be addressed.

OUTCOME MEASURES

	Actual 2024	Actual 2025	Actual 2026	Estimated 2027	Estimated 2028
Wastewater Treatment/Public Water Supply/Agriculture:					
% response to technical assistance requests and complaints received	100.0	100.0	100.0	100.0	100.0

OUTPUT MEASURES

	Actual 2024	Actual 2025	Actual 2026	Estimated 2027	Estimated 2028
Wastewater Treatment/Public Water Supply:					
Technical assistance provided (#)	4,747	2,883	1,530	2,000	2,000
Complaint Response (#)	121	149	143	120	120
Livestock Waste Management Program:					
Technical assistance provided (#)	413	449	545	450	450
Complaint Response (#)	45	35	36	40	40

Objective #4:

To provide routine and special inspections of holders of permits, licenses, etc., in the Remediation program, as necessary to ensure compliance. With approximately 4,400 facilities in the system, approximately 20% of all facilities can expect an annual inspection for compliance, given current resources.

Strategy for Objective #4:

Each district will provide routine and special inspections of holders of permits, licenses, etc., as necessary to ensure compliance. The inspection report would emphasize the positive and corrective actions necessary to achieve compliance. The inspector will provide a copy of the inspection report when possible after the completion of the inspection to the holder of the permit, district files, and the program bureau.

OUTCOME MEASURES

	Actual 2024	Actual 2025	Actual 2026	Estimated 2027	Estimated 2028
% of new Leaking Underground Storage Tanks Site inspections	100.0	100.0	100.0	100.0	100.0
% of Underground Storage Tank/Aboveground Storage Tank corrective action inspections	100.0	100.0	100.0	100.0	100.0

OUTPUT MEASURES

	Actual 2024	Actual 2025	Actual 2026	Estimated 2027	Estimated 2028
# of new Leaking Underground Storage Tanks site reports	52	54	65	70	70
# of Underground Storage Tank inspection reports filed	683	871	722	850	800
# of corrective action reports filed	128	127	146	130	130

Objective #5:

Respond to all reported spills in a timely manner and determine necessary actions to prevent or reduce environmental impact of spills.

Strategy for Objective #5:

Each district will respond to all reported spills, immediately, on notification. In consultation with the program, the district will determine what actions are necessary to prevent or limit environmental impact and complete necessary reports and actions, as required, within 24 hours.

Spills and requests for technical assistance cannot be predicted; however, it is expected that 100% of spills and requests for assistance will be handled on a priority basis. Some may be handled by telephone, while others require on-site assistance.

OUTCOME MEASURES

	Actual 2024	Actual 2025	Actual 2026	Estimated 2027	Estimated 2028
% of spills responded to in a timely manner and technical assistance provided	100.0	100.0	100.0	100.0	100.0

OUTPUT MEASURES

	Actual 2024	Actual 2025	Actual 2026	Estimated 2027	Estimated 2028
# of spill responses	529	247*	225	250	250
# of technical assistance provided	1,576	1,321	1,047	1,100	1,100

*Spill reporting regulations changed

Objective #6:

To provide routine and special inspections of holders of permits, licenses, etc., as necessary to ensure compliance in the Waste Management program.

Strategy for Objective #6:

Each district will provide routine and special inspections of holders of permits, licenses, etc., as necessary to ensure compliance. The inspection report should emphasize the positive and corrective actions necessary to achieve compliance. The inspector will provide a copy of the inspection report after the completion of the inspection to the holder of the permit, when possible, and to the district files, and to the program bureau.

OUTCOME MEASURES

	Actual 2024	Actual 2025	Actual 2026	Estimated 2027	Estimated 2028
% of Solid Waste facilities inspected	100.0	100.0	100.0	100.0	100.0
% of Treatment, Storage, and Disposal facilities inspected	25.0	25.0	25.0	25.0	25.0
% of EPA generators inspected	20.0	20.0	20.0	20.0	20.0
% of Kansas and Small Quantity Generators inspected	5.0	5.0	5.0	5.0	5.0

OUTPUT MEASURES

	Actual 2024	Actual 2025	Actual 2026	Estimated 2027	Estimated 2028
# of Hazardous Waste inspection reports filed	142	182	212	150	150
# of Solid Waste inspection reports filed	443	431	422	420	430

Objective #7:

To ensure all technical assistance requests and complaints are responded to in a timely manner in the Waste Management program.

Strategy for Objective #7:

Each district will respond to technical assistance and complaints. In consultation with the program bureau, the district will determine what actions are needed and will complete necessary paperwork within 10 working days.

OUTCOME MEASURES

	Actual 2024	Actual 2025	Actual 2026	Estimated 2027	Estimated 2028
% of complaints and technical assistance requests responded to	100.0	100.0	100.0	100.0	100.0

Complaint and request for technical assistance cannot be predicted. It is expected that 100.0% of complaints and technical assistance requests be addressed.

OUTPUT MEASURES

	Actual 2024	Actual 2025	Actual 2026	Estimated 2027	Estimated 2028
# of Hazardous Waste technical assistance provided	239	234	228	240	240
# of Solid Waste technical assistance provided	553	477	543	500	500
# of Hazardous Waste complaint responses	23	39	18	20	20
# of Solid Waste complaint responses	173	165	191	170	170

Livestock Waste Management

Objective:

Implement statutes and regulations relative to livestock facilities to reduce and prevent surface or groundwater pollution.

Strategies for Objective:

1. Develop and implement guidelines so that nutrient management plans are developed and approved for required facilities.
2. Comply with statutory timeline requirements for permit review and inspections.

3. Reduce the permit backlogs.
4. Enforce compliance according to the Bureau of Water enforcement policy.
5. Develop relationship of trust and cooperation with associates, consultants, livestock organizations, and the regulated community.

OUTCOME MEASURES

	Actual 2024	Actual 2025	Actual 2026	Estimated 2027	Estimated 2028
% of current National Pollutant Discharge Elimination System permit coverage to Confined Animal Feeding Operations of 1,000 Animal Units or more (new and renewals)	94.5	97.0	96.7	95.0	95.0
% of current state permits coverage for facilities required to obtain state permit	83.5	85.0	89.5	90.0	90.0
# of total facilities with nutrient management plans	433	429	425	430	430

OUTPUT MEASURES

	Actual 2024	Actual 2025	Actual 2026	Estimated 2027	Estimated 2028
# of expired Confined Animal Feeding Operations National Pollutant Discharge Elimination System permits out of total permits (backlog)	24	20	14	18	20
# of expired State permits out of total State permits (backlog)	210	186	142	150	150
# of orders (consent, administrative and consent agreements)	2	1	1	3	5
# of total permits issued	311	368	419	300	300
# of nutrient management plans submitted *	176	148	146	140	140

*Does not include nutrient management plan updates submitted.

Watershed Management

Objective:

Use a watershed planning process to direct water quality improvements and management.

Strategies for Objective:

1. Incorporate the state water planning process, total maximum daily loads, the Kansas Water Plan and Section 319 watershed plans in bureau planning and management activities.
2. Establish public participation processes for water quality management via the Continuing Planning Process and Kansas Water Plan.
3. Participate in organizations, which provide training and education to program managers, i.e., Association of Clean Water Administrators, Association of State Drinking Water Administrators, Environmental Council of the States, Water Environment Research Foundation, American Water Works Association and Water Environment Foundation.

OUTCOME MEASURES

	Actual 2024	Actual 2025	Actual 2026	Estimated 2027	Estimated 2028
% State Water Plan funds directed toward surface water quality protection	70.6	70.6	70.6	70.6	70.6
# of Bureau of Water functions using acquired water quality data	14	14	14	14	14

OUTPUT MEASURES

	Actual 2024	Actual 2025	Actual 2026	Estimated 2027	Estimated 2028
# of public meetings on water quality protection	80	80	80	80	80
# of Watershed Restoration and Protection Strategy projects established	34	34	34	34	34

EXPENDITURE JUSTIFICATION

Account Code 51000 – 51990: Salaries and Wages

Summary: The Bureau of Environmental Field Services requests funding for 101.00 FTE and 2.00 Non-FTE. The positions included in the Bureau provide scientific, technical, and operational support to the programs in the Division of Environment, administer all environmental program operations at the six district offices, staff permitting livestock confinement facilities and staff implementing non-point source contamination reductions. The Office of the Director of the Division of Environment is included in this bureau.

FY27: Salaries and wages, including approved salary increases, are calculated in accordance with Division of Budget guidelines and cost indices and include longevity bonuses.

FY28: Staffing continues at the same level as FY27. Salaries and wages are calculated in accordance with Division of Budget guidelines and cost indices and include longevity bonuses.

Account Code 52000 – 52990: Contractual Services

Summary: A major portion of this request is for travel and professional services.

This category includes in-state travel costs. Bureau staff performs environmental activities in support of the Division programs. Bureau staff travel to public meetings and forums; perform regulatory inspections throughout the state and provide extensive technical assistance to the public; respond to environmental emergencies; investigate complaints related to environmental issues; oversee and inspect remedial actions performed by consultants; and attend training seminars, professional meetings, and conferences.

The request also includes communications costs, freight and express, copy machine rental, and vehicle repairs and maintenance.

Account Code 53000 – 53999: Commodities

Summary: Major expenditures in this category include motor vehicle parts and supplies. The bureau owns motor vehicles used for inspections and fieldwork. Many of the vehicles require extensive maintenance (replacement parts) due to the age/mileage of the vehicles and the above average wear and tear on the vehicles due to the nature of the work (often on unpaved roads). Included in this category are gasoline purchases for the vehicles that

are used by the bureau in performing the functions of the programs. Stationary and office supplies are the other notable costs of this category and include the purchase of office supplies and computer supplies for both central office in Topeka and the six district offices throughout the state. Costs in other commodities categories are in line with prior year expenditures.

Account Code 54000: Capital Outlay

Summary: This category includes office equipment, furniture, and vehicle replacements.

Account Code 55000: Aid to Local

Summary: The majority of the payments in this category are from the Watershed Restoration and Protection Plan funding from the State Water Plan Fund and local payments from the Non-Point Source Program federal funding.

406/410 series report

Dept. Name: Field Services
Agency Name: Health & Environment--Environment
Agency Reporting Level: 22790
Version: 2028-A-02-00265

Date: 09/02/2026
Time: 13:04:59

Division of the Budget
KANSAS

Obj. Code	OBJECTS OF EXPENDITURE	FY 2026 Actuals	FY 2027 Adjusted Budget Request	FY 2028 Adjusted Budget Request	null	null	null
	Salaries and Wages	8,219,698	8,820,458	9,308,754	0	0	0
	TOTAL Salaries and Wages	**8,219,698**	**8,820,458**	**9,308,754**	**0**	**0**	**0**
52000	Communication	264,782	234,650	237,650	0	0	0
52100	Freight and Express	2,245	2,000	2,000	0	0	0
52200	Printing and Advertising	5,544	6,780	6,780	0	0	0
52300	Rents	309,709	392,000	216,650	0	0	0
52400	Reparing and Servicing	65,666	57,500	60,000	0	0	0
52500	Travel and Subsistence	53,535	45,000	44,000	0	0	0
52510	InState Travel and Subsistence	34,787	51,100	51,000	0	0	0
52520	Out of State Travel and Subsis	7,859	11,900	11,900	0	0	0
52600	Fees-other Services	76,907	72,920	73,570	0	0	0
52700	Fee-Professional Services	159,431	1,528,171	814,517	0	0	0
52800	Utilities	346	400	400	0	0	0
52900	Other Contractual Services	57,630	50,850	50,850	0	0	0
	TOTAL Contractual Services	**1,038,441**	**2,453,271**	**1,569,317**	**0**	**0**	**0**
53000	Clothing	3,010	4,950	4,950	0	0	0
53200	Food for Human Consumption	71,758	67,000	67,000	0	0	0
53400	Maint Constr Material Supply	1,911	2,175	2,175	0	0	0
53500	Vehicle Part Supply Accessory	98,373	98,650	98,550	0	0	0
53600	Pro Science Supply Material	18,059	7,550	8,550	0	0	0
53700	Office and Data Supplies	9,596	12,900	13,200	0	0	0
53900	Other Supplies and Materials	17,489	7,750	7,750	0	0	0
	TOTAL Commodities	**220,196**	**200,975**	**202,175**	**0**	**0**	**0**
	TOTAL Capital Outlay	**70,321**	**98,400**	**89,350**	**0**	**0**	**0**
	SUBTOTAL State Operations	**9,548,656**	**11,573,104**	**11,169,596**	**0**	**0**	**0**
55000	Federal Aid Payments	1,287,629	0	0	0	0	0
55100	State Aid Payments	1,414,517	1,051,696	900,500	0	0	0
	TOTAL Aid to Local Governments	**2,702,146**	**1,051,696**	**900,500**	**0**	**0**	**0**
55200	Claims	2,801,726	3,764,259	3,384,034	0	0	0
	TOTAL Other Assistance	**2,801,726**	**3,764,259**	**3,384,034**	**0**	**0**	**0**
	TOTAL REPORTABLE EXPENDITURES	**15,052,528**	**16,389,059**	**15,454,130**	**0**	**0**	**0**
77300	Transfers	31,505	145,000	120,000	0	0	0
	TOTAL Non-Expense Items	**31,505**	**145,000**	**120,000**	**0**	**0**	**0**
	TOTAL EXPENDITURES	**15,084,033**	**16,534,059**	**15,574,130**	**0**	**0**	**0**

BFIS

406/410 series report

Dept. Name: Field Services
Agency Name: Health & Environment--Environment
Agency Reporting Level: 22790
Version: 2028-A-02-00265

Date: 09/02/2026
Time: 13:04:59

Division of the Budget
KANSAS

Series	Fund Code	FUND/ACCOUNT TITLE	FY 2026 Actuals	FY 2027 Adjusted Budget Request	FY 2028 Adjusted Budget Request	null	null	null
1	1000	0300 OPERATING EXP-INCLD OFF HOS	1,944,309	2,029,734	2,140,187	0	0	0
1	**1000**	**1000 SUBTOTAL for 1000's**	**1,944,309**	**2,029,734**	**2,140,187**	**0**	**0**	**0**
1	1800	1804 SWPF-NONPOINT SOURCE PROGRAM	282,832	338,479	357,065	0	0	0
1	**1800**	**1800 SUBTOTAL for 1800's**	**282,832**	**338,479**	**357,065**	**0**	**0**	**0**
1	2020	2830 AIR QUALITY FF	542,625	579,983	612,316	0	0	0
1	**2020**	**2020 SUBTOTAL for 2020's**	**542,625**	**579,983**	**612,316**	**0**	**0**	**0**
1	2271	2075 SOLID WASTE MANAGEMENT FD	766,801	876,286	923,987	0	0	0
1	**2271**	**2271 SUBTOTAL for 2271's**	**766,801**	**876,286**	**923,987**	**0**	**0**	**0**
1	2635	2820 WASTE TIRE MANAGEMENT FD	38,715	43,713	46,099	0	0	0
1	**2635**	**2635 SUBTOTAL for 2635's**	**38,715**	**43,713**	**46,099**	**0**	**0**	**0**
1	2662	2435 ERF-EMER/ENV RESP NSPEC ST-ENV	5,584	0	0	0	0	0
1	**2662**	**2662 SUBTOTAL for 2662's**	**5,584**	**0**	**0**	**0**	**0**	**0**
1	2798	2798 2798 WATER PROGRAM MANAGEMENT FD	119,200	122,495	129,387	0	0	0
1	**2798**	**2798 SUBTOTAL for 2798's**	**119,200**	**122,495**	**129,387**	**0**	**0**	**0**
1	2911	2720 SPNSD PRJ OH FD-ENV-FRM FF	167,124	169,050	179,366	0	0	0
1	**2911**	**2911 SUBTOTAL for 2911's**	**167,124**	**169,050**	**179,366**	**0**	**0**	**0**
1	2912	2710 SPNSD PRJ OH FD-HLTH-FRM FF	167,101	169,051	179,366	0	0	0
1	**2912**	**2912 SUBTOTAL for 2912's**	**167,101**	**169,051**	**179,366**	**0**	**0**	**0**
1	3072	3090 AIR QUALITY PRG FDF	86,359	90,823	95,978	0	0	0
1	**3072**	**3072 SUBTOTAL for 3072's**	**86,359**	**90,823**	**95,978**	**0**	**0**	**0**
1	3295	3289 EPA 106 WATER POLLUTN CTL FDF	1,282,470	1,478,296	1,562,116	0	0	0
1	3295	3295 3295 WATER SUPPLY FDF	206,921	462,418	488,581	0	0	0
1	**3295**	**3295 SUBTOTAL for 3295's**	**1,489,391**	**1,940,714**	**2,050,697**	**0**	**0**	**0**
1	3586	3190 RESOURCE CONSERV/RCVY ACT FDF	291,870	299,349	316,033	0	0	0
1	**3586**	**3586 SUBTOTAL for 3586's**	**291,870**	**299,349**	**316,033**	**0**	**0**	**0**
1	3732	3510 UNDERGROUND STORAGE TANK FDF	184,670	193,958	204,394	0	0	0
1	**3732**	**3732 SUBTOTAL for 3732's**	**184,670**	**193,958**	**204,394**	**0**	**0**	**0**
1	3812	3700 LKNG UNDGRD TANK TRST FDF	32,799	33,913	35,787	0	0	0
1	3812	3712 LKNG UNDGRD TANK TRST-ENF	172,355	181,028	190,768	0	0	0
1	**3812**	**3812 SUBTOTAL for 3812's**	**205,154**	**214,941**	**226,555**	**0**	**0**	**0**
1	3889	3940 EPA NON-PNT SOURC IMPL PRG FDF	609,025	698,125	736,558	0	0	0
1	**3889**	**3889 SUBTOTAL for 3889's**	**609,025**	**698,125**	**736,558**	**0**	**0**	**0**
1	3926	3926 3926 STRENGTHEN US PUBLIC HEALTH FD	4,153	0	0	0	0	0
1	**3926**	**3926 SUBTOTAL for 3926's**	**4,153**	**0**	**0**	**0**	**0**	**0**
1	7398	7070 ABVGRD PETR STRG TNK REL TRT F	49,209	51,723	54,505	0	0	0
1	**7398**	**7398 SUBTOTAL for 7398's**	**49,209**	**51,723**	**54,505**	**0**	**0**	**0**
1	7399	7060 UDRGRD PETRO STG TNK REL TRST	854,936	915,034	964,028	0	0	0
1	**7399**	**7399 SUBTOTAL for 7399's**	**854,936**	**915,034**	**964,028**	**0**	**0**	**0**
1	7961	8400 KWPC SURCHG SERVICE FEES	115,192	8,700	9,224	0	0	0
1	**7961**	**7961 SUBTOTAL for 7961's**	**115,192**	**8,700**	**9,224**	**0**	**0**	**0**
1	7968	8512 KPWS STATE PGM MGMT	295,448	78,300	83,009	0	0	0
1	**7968**	**7968 SUBTOTAL for 7968's**	**295,448**	**78,300**	**83,009**	**0**	**0**	**0**
		1502 TOTAL Salaries and Wages	**8,219,698**	**8,820,458**	**9,308,754**	**0**	**0**	**0**
2	1000	0300 OPERATING EXP-INCLD OFF HOS	104,519	282,588	109,517	0	0	0

BFTS

406/410 series report

Dept. Name: Field Services
Agency Name: Health & Environment--Environment
Agency Reporting Level: 22790
Version: 2028-A-02-00265

Date: 09/02/2026
Time: 13:04:59

Division of the Budget
KANSAS

Series	Fund Code	FUND/ACCOUNT TITLE	FY 2026 Actuals	FY 2027 Adjusted Budget Request	FY 2028 Adjusted Budget Request	null	null	null
2	**1000**	**1000 SUBTOTAL for 1000's**	**104,519**	**282,588**	**109,517**	**0**	**0**	**0**
2	1800	1803 SWPF-LOCAL ENV PROTECT PRG	38,983	17,300	17,300	0	0	0
2	1800	1804 SWPF-NONPOINT SOURCE PROGRAM	6,952	123,780	28,000	0	0	0
2	1800	1806 Drinking Water Protection	130,858	1,051,380	507,500	0	0	0
2	1800	1808 SWPF-WATERSHED RESTOR/PROT PLN	0	202,957	200,000	0	0	0
2	1800	1809 SWPF-Aquifer Recharge Basin	0	74,466	0	0	0	0
2	**1800**	**1800 SUBTOTAL for 1800's**	**176,793**	**1,469,883**	**752,800**	**0**	**0**	**0**
2	2020	2830 AIR QUALITY FF	90,101	74,125	74,125	0	0	0
2	**2020**	**2020 SUBTOTAL for 2020's**	**90,101**	**74,125**	**74,125**	**0**	**0**	**0**
2	2175	2170 HLTH & ENVIR TRN FF-ENVIR	5,148	9,650	9,650	0	0	0
2	**2175**	**2175 SUBTOTAL for 2175's**	**5,148**	**9,650**	**9,650**	**0**	**0**	**0**
2	2271	2075 SOLID WASTE MANAGEMENT FD	112,429	108,300	108,300	0	0	0
2	**2271**	**2271 SUBTOTAL for 2271's**	**112,429**	**108,300**	**108,300**	**0**	**0**	**0**
2	2519	2290 HAZARDOUS WASTE MGMT FD	5	0	0	0	0	0
2	**2519**	**2519 SUBTOTAL for 2519's**	**5**	**0**	**0**	**0**	**0**	**0**
2	2635	2820 WASTE TIRE MANAGEMENT FD	1,409	18,700	18,700	0	0	0
2	**2635**	**2635 SUBTOTAL for 2635's**	**1,409**	**18,700**	**18,700**	**0**	**0**	**0**
2	2798	2798 2798 WATER PROGRAM MANAGEMENT FD	5,090	1,700	500	0	0	0
2	**2798**	**2798 SUBTOTAL for 2798's**	**5,090**	**1,700**	**500**	**0**	**0**	**0**
2	2911	2720 SPNSD PRJ OH FD-ENV-FRM FF	4,699	500	500	0	0	0
2	**2911**	**2911 SUBTOTAL for 2911's**	**4,699**	**500**	**500**	**0**	**0**	**0**
2	2912	2710 SPNSD PRJ OH FD-HLTH-FRM FF	4,699	500	500	0	0	0
2	**2912**	**2912 SUBTOTAL for 2912's**	**4,699**	**500**	**500**	**0**	**0**	**0**
2	3072	3090 AIR QUALITY PRG FDF	4,015	7,400	7,400	0	0	0
2	**3072**	**3072 SUBTOTAL for 3072's**	**4,015**	**7,400**	**7,400**	**0**	**0**	**0**
2	3295	3289 EPA 106 WATER POLLUTN CTL FDF	74,894	119,825	119,825	0	0	0
2	3295	3295 3295 WATER SUPPLY FDF	34,248	48,900	48,900	0	0	0
2	**3295**	**3295 SUBTOTAL for 3295's**	**109,142**	**168,725**	**168,725**	**0**	**0**	**0**
2	3889	3940 EPA NON-PNT SOURC IMPL PRG FDF	167,139	181,400	181,400	0	0	0
2	**3889**	**3889 SUBTOTAL for 3889's**	**167,139**	**181,400**	**181,400**	**0**	**0**	**0**
2	7399	7060 UDRGRD PETRO STG TNK REL TRST	183,821	129,800	137,200	0	0	0
2	**7399**	**7399 SUBTOTAL for 7399's**	**183,821**	**129,800**	**137,200**	**0**	**0**	**0**
2	7961	8400 KWPC SURCHG SERVICE FEES	46,268	0	0	0	0	0
2	**7961**	**7961 SUBTOTAL for 7961's**	**46,268**	**0**	**0**	**0**	**0**	**0**
2	7968	8512 KPWS STATE PGM MGMT	23,164	0	0	0	0	0
2	**7968**	**7968 SUBTOTAL for 7968's**	**23,164**	**0**	**0**	**0**	**0**	**0**
		1712 TOTAL Contractual Services	**1,038,441**	**2,453,271**	**1,569,317**	**0**	**0**	**0**
3	1000	0300 OPERATING EXP-INCLD OFF HOS	10,987	0	0	0	0	0
3	**1000**	**1000 SUBTOTAL for 1000's**	**10,987**	**0**	**0**	**0**	**0**	**0**
3	1800	1803 SWPF-LOCAL ENV PROTECT PRG	306	1,500	1,500	0	0	0
3	1800	1804 SWPF-NONPOINT SOURCE PROGRAM	99	5,000	5,000	0	0	0
3	1800	1806 Drinking Water Protection	2,851	5,000	5,000	0	0	0
3	**1800**	**1800 SUBTOTAL for 1800's**	**3,256**	**11,500**	**11,500**	**0**	**0**	**0**
3	2020	2830 AIR QUALITY FF	18,159	14,125	14,125	0	0	0
3	**2020**	**2020 SUBTOTAL for 2020's**	**18,159**	**14,125**	**14,125**	**0**	**0**	**0**

BEBS

406/410 series report

Dept. Name: Field Services
Agency Name: Health & Environment--Environment
Agency Reporting Level: 22790
Version: 2028-A-02-00265

Date: 09/02/2026
Time: 13:04:59

Division of the Budget
KANSAS

Series	Fund Code	FUND/ACCOUNT TITLE	FY 2026 Actuals	FY 2027 Adjusted Budget Request	FY 2028 Adjusted Budget Request	null	null	null
3	2175	2170 HLTH & ENVIR TRN FF-ENVIR	69,870	67,800	67,800	0	0	0
3	**2175**	**2175 SUBTOTAL for 2175's**	**69,870**	**67,800**	**67,800**	**0**	**0**	**0**
3	2271	2075 SOLID WASTE MANAGEMENT FD	18,354	19,200	19,200	0	0	0
3	**2271**	**2271 SUBTOTAL for 2271's**	**18,354**	**19,200**	**19,200**	**0**	**0**	**0**
3	2635	2820 WASTE TIRE MANAGEMENT FD	549	6,300	6,300	0	0	0
3	**2635**	**2635 SUBTOTAL for 2635's**	**549**	**6,300**	**6,300**	**0**	**0**	**0**
3	2798	2798 2798 WATER PROGRAM MANAGEMENT FD	1,215	0	0	0	0	0
3	**2798**	**2798 SUBTOTAL for 2798's**	**1,215**	**0**	**0**	**0**	**0**	**0**
3	2911	2720 SPNSD PRJ OH FD-ENV-FRM FF	116	0	0	0	0	0
3	**2911**	**2911 SUBTOTAL for 2911's**	**116**	**0**	**0**	**0**	**0**	**0**
3	2912	2710 SPNSD PRJ OH FD-HLTH-FRM FF	147	0	0	0	0	0
3	**2912**	**2912 SUBTOTAL for 2912's**	**147**	**0**	**0**	**0**	**0**	**0**
3	3072	3090 AIR QUALITY PRG FDF	1,860	3,300	3,300	0	0	0
3	**3072**	**3072 SUBTOTAL for 3072's**	**1,860**	**3,300**	**3,300**	**0**	**0**	**0**
3	3295	3289 EPA 106 WATER POLLUTN CTL FDF	21,244	29,500	29,500	0	0	0
3	3295	3295 3295 WATER SUPPLY FDF	7,442	8,200	8,200	0	0	0
3	**3295**	**3295 SUBTOTAL for 3295's**	**28,686**	**37,700**	**37,700**	**0**	**0**	**0**
3	3889	3940 EPA NON-PNT SOURC IMPL PRG FDF	18,196	5,750	5,750	0	0	0
3	**3889**	**3889 SUBTOTAL for 3889's**	**18,196**	**5,750**	**5,750**	**0**	**0**	**0**
3	7399	7060 UDRGRD PETRO STG TNK REL TRST	39,953	35,300	36,500	0	0	0
3	**7399**	**7399 SUBTOTAL for 7399's**	**39,953**	**35,300**	**36,500**	**0**	**0**	**0**
3	7961	8400 KWPC SURCHG SERVICE FEES	7,429	0	0	0	0	0
3	**7961**	**7961 SUBTOTAL for 7961's**	**7,429**	**0**	**0**	**0**	**0**	**0**
3	7968	8512 KPWS STATE PGM MGMT	1,419	0	0	0	0	0
3	**7968**	**7968 SUBTOTAL for 7968's**	**1,419**	**0**	**0**	**0**	**0**	**0**
		1892 TOTAL Commodities	**220,196**	**200,975**	**202,175**	**0**	**0**	**0**
4	1000	0300 OPERATING EXP-INCLD OFF HOS	704	0	0	0	0	0
4	**1000**	**1000 SUBTOTAL for 1000's**	**704**	**0**	**0**	**0**	**0**	**0**
4	1800	1803 SWPF-LOCAL ENV PROTECT PRG	4,841	0	0	0	0	0
4	1800	1804 SWPF-NONPOINT SOURCE PROGRAM	229	0	0	0	0	0
4	**1800**	**1800 SUBTOTAL for 1800's**	**5,070**	**0**	**0**	**0**	**0**	**0**
4	2020	2830 AIR QUALITY FF	2,262	1,750	1,750	0	0	0
4	2020	2835 AIR QUAL FF-FINES	0	15,225	15,000	0	0	0
4	**2020**	**2020 SUBTOTAL for 2020's**	**2,262**	**16,975**	**16,750**	**0**	**0**	**0**
4	2271	2075 SOLID WASTE MANAGEMENT FD	29,255	2,500	2,500	0	0	0
4	**2271**	**2271 SUBTOTAL for 2271's**	**29,255**	**2,500**	**2,500**	**0**	**0**	**0**
4	2519	2290 HAZARDOUS WASTE MGMT FD	12,868	0	0	0	0	0
4	**2519**	**2519 SUBTOTAL for 2519's**	**12,868**	**0**	**0**	**0**	**0**	**0**
4	2635	2820 WASTE TIRE MANAGEMENT FD	4,481	0	0	0	0	0
4	**2635**	**2635 SUBTOTAL for 2635's**	**4,481**	**0**	**0**	**0**	**0**	**0**
4	2911	2720 SPNSD PRJ OH FD-ENV-FRM FF	2,073	0	0	0	0	0
4	**2911**	**2911 SUBTOTAL for 2911's**	**2,073**	**0**	**0**	**0**	**0**	**0**
4	2912	2710 SPNSD PRJ OH FD-HLTH-FRM FF	2,073	0	0	0	0	0
4	**2912**	**2912 SUBTOTAL for 2912's**	**2,073**	**0**	**0**	**0**	**0**	**0**

BEFS

406/410 series report

Dept. Name: Field Services
Agency Name: Health & Environment--Environment
Agency Reporting Level: 22790
Version: 2028-A-02-00265

Date: 09/02/2026
Time: 13:04:59

Division of the Budget
KANSAS

Series	Fund Code	FUND/ACCOUNT TITLE	FY 2026 Actuals	FY 2027 Adjusted Budget Request	FY 2028 Adjusted Budget Request	null	null	null
4	3072	3090 AIR QUALITY PRG FDF	1,035	15,525	15,300	0	0	0
4	**3072**	**3072 SUBTOTAL for 3072's**	**1,035**	**15,525**	**15,300**	**0**	**0**	**0**
4	3295	3289 EPA 106 WATER POLLUTN CTL FDF	4,130	5,200	5,200	0	0	0
4	3295	3295 3295 WATER SUPPLY FDF	824	600	600	0	0	0
4	**3295**	**3295 SUBTOTAL for 3295's**	**4,954**	**5,800**	**5,800**	**0**	**0**	**0**
4	3889	3940 EPA NON-PNT SOURC IMPL PRG FDF	1,593	2,700	2,700	0	0	0
4	**3889**	**3889 SUBTOTAL for 3889's**	**1,593**	**2,700**	**2,700**	**0**	**0**	**0**
4	7399	7060 UDRGRD PETRO STG TNK REL TRST	2,257	54,900	46,300	0	0	0
4	**7399**	**7399 SUBTOTAL for 7399's**	**2,257**	**54,900**	**46,300**	**0**	**0**	**0**
4	7961	8400 KWPC SURCHG SERVICE FEES	1,656	0	0	0	0	0
4	**7961**	**7961 SUBTOTAL for 7961's**	**1,656**	**0**	**0**	**0**	**0**	**0**
4	7968	8512 KPWS STATE PGM MGMT	40	0	0	0	0	0
4	**7968**	**7968 SUBTOTAL for 7968's**	**40**	**0**	**0**	**0**	**0**	**0**
		2062 TOTAL Capital Outlay	**70,321**	**98,400**	**89,350**	**0**	**0**	**0**
8	1800	1803 SWPF-LOCAL ENV PROTECT PRG	594,800	613,000	613,000	0	0	0
8	1800	1806 Drinking Water Protection	202,215	438,696	287,500	0	0	0
8	1800	1808 SWPF-WATERSHED RESTOR/PROT PLN	617,502	0	0	0	0	0
8	**1800**	**1800 SUBTOTAL for 1800's**	**1,414,517**	**1,051,696**	**900,500**	**0**	**0**	**0**
8	3889	3940 EPA NON-PNT SOURC IMPL PRG FDF	1,287,629	0	0	0	0	0
8	**3889**	**3889 SUBTOTAL for 3889's**	**1,287,629**	**0**	**0**	**0**	**0**	**0**
		2102 TOTAL Aid to Locals	**2,702,146**	**1,051,696**	**900,500**	**0**	**0**	**0**
9	1800	1803 SWPF-LOCAL ENV PROTECT PRG	50,000	144,259	18,200	0	0	0
9	1800	1804 SWPF-NONPOINT SOURCE PROGRAM	101,650	300,000	65,834	0	0	0
9	1800	1808 SWPF-WATERSHED RESTOR/PROT PLN	648,541	800,000	800,000	0	0	0
9	**1800**	**1800 SUBTOTAL for 1800's**	**800,191**	**1,244,259**	**884,034**	**0**	**0**	**0**
9	3083	3083 3083 TECH ASSIST AG PEER MENTORING	40,899	0	0	0	0	0
9	**3083**	**3083 SUBTOTAL for 3083's**	**40,899**	**0**	**0**	**0**	**0**	**0**
9	3889	3940 EPA NON-PNT SOURC IMPL PRG FDF	2,001,535	2,500,000	2,500,000	0	0	0
9	**3889**	**3889 SUBTOTAL for 3889's**	**2,001,535**	**2,500,000**	**2,500,000**	**0**	**0**	**0**
9	7311	7090 GIFTS GRNTS & DNTNS FD-HEALTH	(40,899)	20,000	0	0	0	0
9	**7311**	**7311 SUBTOTAL for 7311's**	**(40,899)**	**20,000**	**0**	**0**	**0**	**0**
		2162 TOTAL Other Assistance	**2,801,726**	**3,764,259**	**3,384,034**	**0**	**0**	**0**
92	2798	2798 2798 WATER PROGRAM MANAGEMENT FD	31,505	15,000	10,000	0	0	0
92	**2798**	**2798 SUBTOTAL for 2798's**	**31,505**	**15,000**	**10,000**	**0**	**0**	**0**
92	3889	3940 EPA NON-PNT SOURC IMPL PRG FDF	0	130,000	110,000	0	0	0
92	**3889**	**3889 SUBTOTAL for 3889's**	**0**	**130,000**	**110,000**	**0**	**0**	**0**
		2182 TOTAL Non-Expense Items	**31,505**	**145,000**	**120,000**	**0**	**0**	**0**
		2182 TOTAL All Funds	**15,084,033**	**16,534,059**	**15,574,130**	**0**	**0**	**0**

BEHS

406/410 series report

Dept. Name: Field Services
Agency Name: Health & Environment--Environment
Agency Reporting Level: 22790
Version: 2028-A-02-00265

Date: 09/02/2026
Time: 13:04:59

Division of the Budget
KANSAS

Fund Code	FUND/ACCOUNT TITLE	FY 2026 Actuals	FY 2027 Adjusted Budget Request	FY 2028 Adjusted Budget Request	null	null	null
0300	OPERATING EXP-INCLD OFF HOS	2,060,519	2,312,322	2,249,704	0	0	0
1000	**SUBTOTAL STATE GENERAL FUND**	**2,060,519**	**2,312,322**	**2,249,704**	**0**	**0**	**0**
1803	SWPF-LOCAL ENV PROTECT PRG	688,930	776,059	650,000	0	0	0
1804	SWPF-NONPOINT SOURCE PROGRAM	391,762	767,259	455,899	0	0	0
1806	Drinking Water Protection	335,924	1,495,076	800,000	0	0	0
1808	SWPF-WATERSHED RESTOR/PROT PLN	1,266,043	1,002,957	1,000,000	0	0	0
1809	SWPF-Aquifer Recharge Basin	0	74,466	0	0	0	0
1800	**SUBTOTAL STATE WATER PLAN FUND**	**2,682,659**	**4,115,817**	**2,905,899**	**0**	**0**	**0**
2830	AIR QUALITY FF	653,147	669,983	702,316	0	0	0
2835	AIR QUAL FF-FINES	0	15,225	15,000	0	0	0
2020	**SUBTOTAL AIR QUALITY FF**	**653,147**	**685,208**	**717,316**	**0**	**0**	**0**
2170	HLTH & ENVIR TRN FF-ENVIR	75,018	77,450	77,450	0	0	0
2175	**SUBTOTAL HLTH & ENVIR TRN FF-ENVIR**	**75,018**	**77,450**	**77,450**	**0**	**0**	**0**
2075	SOLID WASTE MANAGEMENT FD	926,839	1,006,286	1,053,987	0	0	0
2271	**SUBTOTAL SOLID WASTE MANAGEMENT FD**	**926,839**	**1,006,286**	**1,053,987**	**0**	**0**	**0**
2290	HAZARDOUS WASTE MGMT FD	12,873	0	0	0	0	0
2519	**SUBTOTAL HAZARDOUS WASTE MGMT FD**	**12,873**	**0**	**0**	**0**	**0**	**0**
2820	WASTE TIRE MANAGEMENT FD	45,154	68,713	71,099	0	0	0
2635	**SUBTOTAL WASTE TIRE MANAGEMENT FD**	**45,154**	**68,713**	**71,099**	**0**	**0**	**0**
2435	ERF-EMER/ENV RESP NSPEC ST-ENV	5,584	0	0	0	0	0
2662	**SUBTOTAL ENVIRONMENTAL RESPONSE FD**	**5,584**	**0**	**0**	**0**	**0**	**0**
2798	WATER PROGRAM MANAGEMENT FD	157,010	139,195	139,887	0	0	0
2798	**SUBTOTAL WATER PROGRAM MANAGEMENT FD**	**157,010**	**139,195**	**139,887**	**0**	**0**	**0**
2720	SPNSD PRJ OH FD-ENV-FRM FF	174,012	169,550	179,866	0	0	0
2911	**SUBTOTAL SPONSRD PRJ OVERHEAD FD-ENVIR**	**174,012**	**169,550**	**179,866**	**0**	**0**	**0**
2710	SPNSD PRJ OH FD-HLTH-FRM FF	174,020	169,551	179,866	0	0	0
2912	**SUBTOTAL SPONSRD PRJ OVERHEAD FD-HLTH**	**174,020**	**169,551**	**179,866**	**0**	**0**	**0**
3090	AIR QUALITY PRG FDF	93,269	117,048	121,978	0	0	0
3072	**SUBTOTAL AIR POLL CTL PRG SPRT**	**93,269**	**117,048**	**121,978**	**0**	**0**	**0**
3083	TECH ASSIST AG PEER MENTORING	40,899	0	0	0	0	0
3083	**SUBTOTAL TECH ASSIST AG PEER MENTORING**	**40,899**	**0**	**0**	**0**	**0**	**0**

BEFS

406/410 series report

Dept. Name: Field Services
Agency Name: Health & Environment--Environment
Agency Reporting Level: 22790
Version: 2028-A-02-00265

Date: 09/02/2026
Time: 13:04:59

Division of the Budget
KANSAS

Fund Code	FUND/ACCOUNT TITLE	FY 2026 Actuals	FY 2027 Adjusted Budget Request	FY 2028 Adjusted Budget Request	null	null	null
3289	EPA 106 WATER POLLUTN CTL FDF	1,382,738	1,632,821	1,716,641	0	0	0
3295	WATER SUPPLY FDF	249,435	520,118	546,281	0	0	0
3295	**SUBTOTAL 66.605-PERFORM PRTNRSHP GRTS**	**1,632,173**	**2,152,939**	**2,262,922**	**0**	**0**	**0**
3190	RESOURCE CONSERV/RCVY ACT FDF	291,870	299,349	316,033	0	0	0
3586	**SUBTOTAL 66.801-HZRD WST MGMT PRG SPRT**	**291,870**	**299,349**	**316,033**	**0**	**0**	**0**
3510	UNDERGROUND STORAGE TANK FDF	184,670	193,958	204,394	0	0	0
3732	**SUBTOTAL 66.804-UNDGRD STGTK PRV/DT/ COM**	**184,670**	**193,958**	**204,394**	**0**	**0**	**0**
3700	LKNG UNDGRD TANK TRST FDF	32,799	33,913	35,787	0	0	0
3712	LKNG UNDGRD TANK TRST-ENF	172,355	181,028	190,768	0	0	0
3812	**SUBTOTAL 66.805-LKNG UNDGRD STGTK CORR**	**205,154**	**214,941**	**226,555**	**0**	**0**	**0**
3940	EPA NON-PNT SOURC IMPL PRG FDF	4,085,117	3,517,975	3,536,408	0	0	0
3889	**SUBTOTAL NONPNT SOURCE IMPL GRT**	**4,085,117**	**3,517,975**	**3,536,408**	**0**	**0**	**0**
3926	STRENGTHEN US PUBLIC HEALTH FD	4,153	0	0	0	0	0
3926	**SUBTOTAL STRENGTHEN US PUBLIC HEALTH FD**	**4,153**	**0**	**0**	**0**	**0**	**0**
7090	GIFTS GRNTS & DNTNS FD-HEALTH	(40,899)	20,000	0	0	0	0
7311	**SUBTOTAL GIFTS GRNTS & DNTNS FD-HEALTH**	**(40,899)**	**20,000**	**0**	**0**	**0**	**0**
7070	ABVGRD PETR STRG TNK REL TRT F	49,209	51,723	54,505	0	0	0
7398	**SUBTOTAL ABVGRD PETR STRG TNK REL TRT F**	**49,209**	**51,723**	**54,505**	**0**	**0**	**0**
7060	UDRGRD PETRO STG TNK REL TRST	1,080,967	1,135,034	1,184,028	0	0	0
7399	**SUBTOTAL UNDGRD PETR STRG TNK REL TRT F**	**1,080,967**	**1,135,034**	**1,184,028**	**0**	**0**	**0**
8400	KWPC SURCHG SERVICE FEES	170,545	8,700	9,224	0	0	0
7961	**SUBTOTAL KWPC SURCHARGE FUND**	**170,545**	**8,700**	**9,224**	**0**	**0**	**0**
8512	KPWS STATE PGM MGMT	320,071	78,300	83,009	0	0	0
7968	**SUBTOTAL KPWS REVOLVING FUND**	**320,071**	**78,300**	**83,009**	**0**	**0**	**0**
2654	**TOTAL MEANS OF FUNDING**	**15,084,033**	**16,534,059**	**15,574,130**	**0**	**0**	**0**

BEFS